



**PREPARING
EXEMPLARY
PRACTITIONERS** | FIELD-BASED
INQUIRY
PROFESSIONAL
EXCELLENCE
BETTERMENT
OF SOCIETY
Adaptive • Proactive • Decisive • Leading • Reflective • Inquisitive
Knowledgeable • Collaborative • Empathetic • Culturally Sensitive

PROGRAM DATA REPORT

PROFESSIONAL COUNSELING: COLLEGE STUDENT AFFAIRS M.ED.

THE UNIVERSITY OF WEST GEORGIA

SUMMER AND FALL 2014; SPRING 2015

PREPARED BY

STEPHANIE SIEGEL, ASSESSMENT PROGRAM SPECIALIST

Goals for Improvement: 2014-2015

Directions: Review progress toward 2014-2015 goals using the 2014-2015 data found in this annual report. Complete the table and consider the results of your efforts as you plan for 2015-2016. Record your progress at https://docs.google.com/a/westga.edu/forms/d/1sad6zeDIVqwiP-HF991QZ74ZKAmKlJB8cQrb6TiFxnA/viewform?usp=send_form.

To record 2015-2016 goals, please click here:

https://docs.google.com/a/westga.edu/forms/d/1q5UB5ZfzV3whBqYj3oCFPjPxTj6tiLFNy_FVLmqKpec/viewform?usp=send_form

2014-2015 Goals	Progress	Further Action	Data Used to Inform Responses	Strategic Imperative
Develop marketing plan to increase application numbers by 50% by 2015				Operational Success
Partnership with supervisors to assess student satisfaction and developmental experience by 2015				Successful Partnerships
100% implementation of systematic review by 2015				Academic Success
90% of student placement by august 1st				Student Success

Program Admissions/Production Information

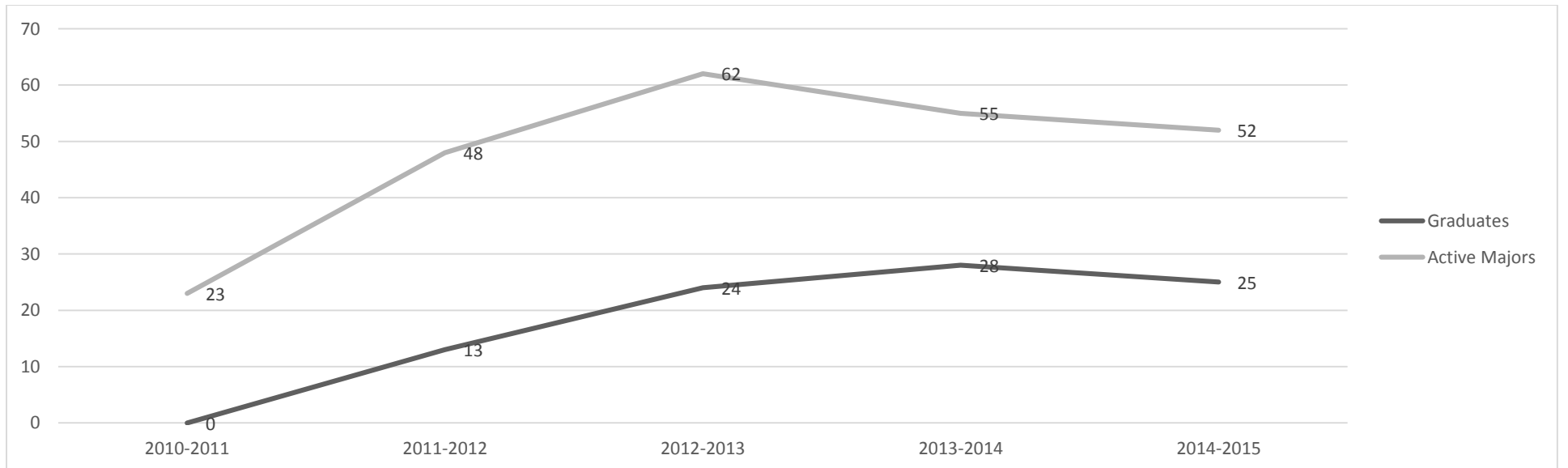
Percentage of Completed Rubrics

Type of Assignment	Number of Assignments Submitted by Students	Number of Rubrics Scored by Faculty	Percent of Rubrics Scored by Faculty
Course-Based Assignments	219	191	87%

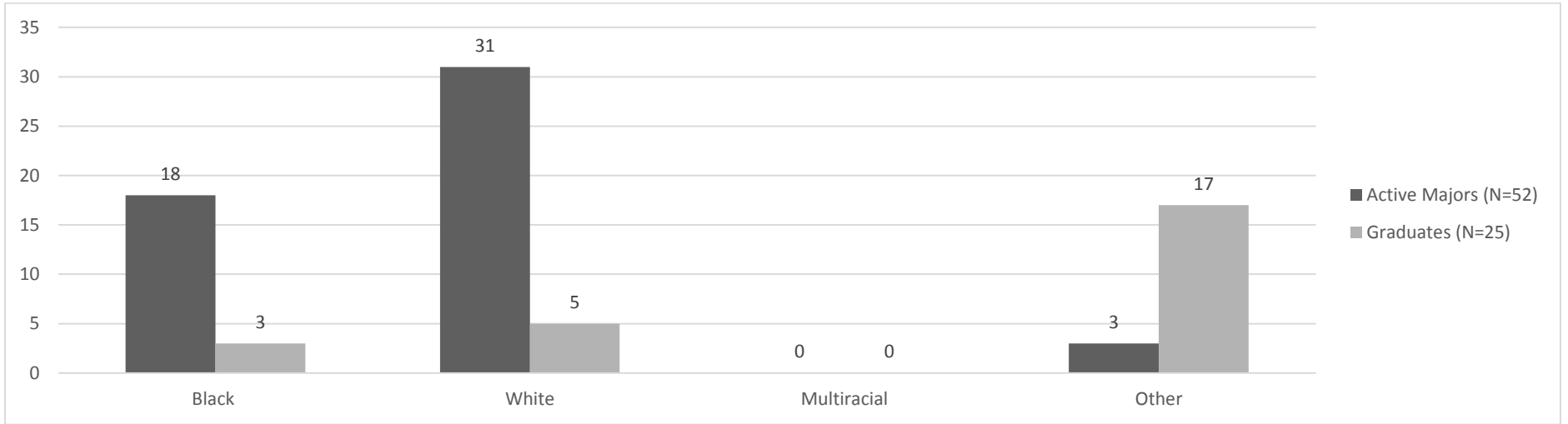
Admissions and Active Majors

Active Majors Admitted 3+ Years Ago (2011-2012 or prior)	Active Majors Admitted 2 Years Ago (2012-2013)	Active Majors Admitted 1 Year Ago (2013-2014)	Current Active Majors 2014-2015	2014-2015 Cohort Admission GPA
3	1	21	52	TBA

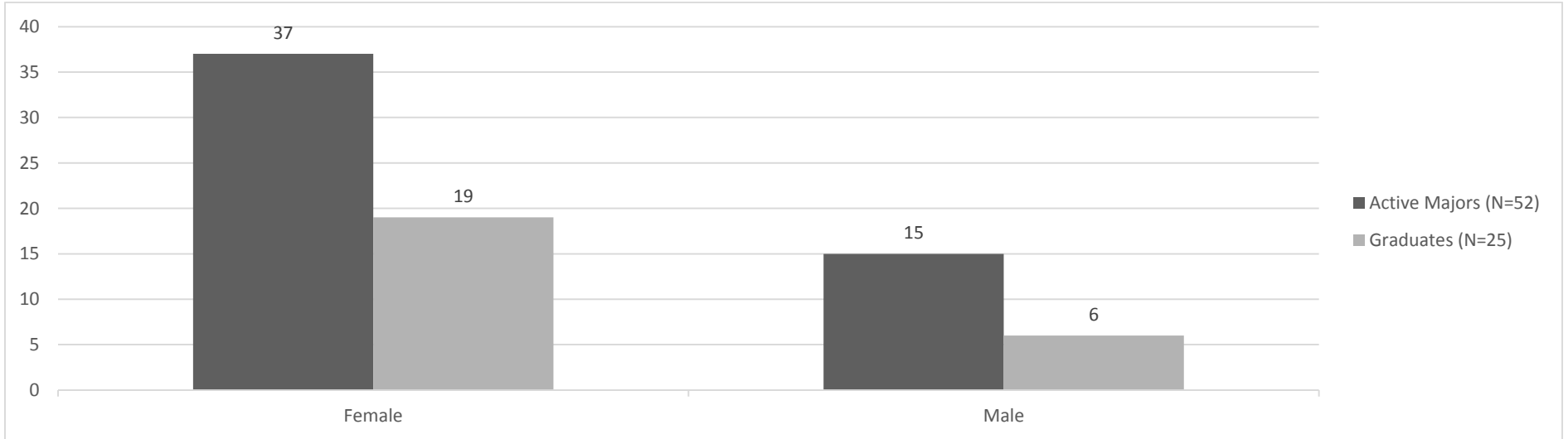
Active Major & Graduate Trend Data



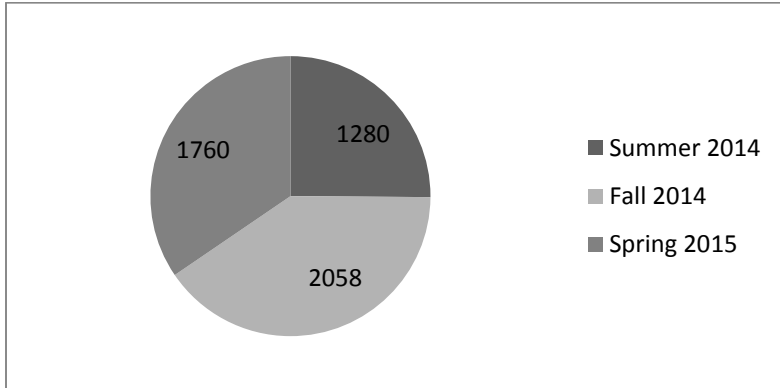
Race- Active Majors and Graduates



Gender- Active Majors and Graduates



Credit Hour Production- All CEPD Graduate Courses (N=5098)*



Graduation Rates

	% Graduated in 2 Years	% Graduated in 3 Years	% Graduated in 4 Years	No Graduation Date	Graduated with Diff Major
Fall 2010 Cohort (N=21)	62%	10%	0%	24%	4%
	% Graduated in 2 Years	No Graduation Date	Graduated with Diff Major		
Fall 2012 Cohort (N=22)	86%	14%	0%		
	% Graduated in 2 Years or less	No Graduation Date	Graduated with Diff Major		
Fall 2013 Cohort (N=23)	87%	13%	0%		

Cohort Race/Gender

Cohort	Male	Female	Black	White	Unknown or Other
Fall 2010	10	11	6	11	4
Fall 2012	8	14	6	2	17
Fall 2013	4	19	1	5	17

Assessment Results

Learning Outcomes Report

Mean scores are reported for each assessment used for each specified criterion.

Case Approaches Rubric assessed in CEPD 6131	
Outcome 5: Candidate will demonstrate knowledge, skills & dispositions consistent with helping relationships. Outcome 7: Candidate demonstrate knowledge, skills & dispositions consistent with assessment.	
Rubric Criteria	2014-2015
Outcome 5: Candidate will demonstrate knowledge, skills & dispositions consistent with helping relationships.	No Data Collected
Outcome 7: Candidate demonstrate knowledge, skills & dispositions consistent with assessment.	No Data Collected

Final Transcript Rubric assessed in CEPD 6131	
Outcome 1: Candidates will demonstrate knowledge of the major historical and philosophical foundations of higher education that inform student affairs practice Outcome 5: Candidate will demonstrate knowledge, skills & dispositions consistent with helping relationships. Outcome 7: Candidate demonstrate knowledge, skills & dispositions consistent with assessment.	
Rubric Criteria	2014-2015
Outcome 1: Candidates will demonstrate knowledge of the major historical and philosophical foundations of higher education that inform student affairs practice	3.07
Outcome 5: Candidate will demonstrate knowledge, skills & dispositions consistent with helping relationships.	3.04
Outcome 7: Candidate demonstrate knowledge, skills & dispositions consistent with assessment.	2.82

Personal Philosophy Paper Rubric assessed in CEPD 6170				
Outcome 1: Candidates will demonstrate knowledge of the major historical and philosophical foundations of higher education that inform student affairs practice				
Rubric Criterion	2011-2012	2012-213	2013-2014	2014-2015
Personal Philosophy Paper	2.54	3.15	3.88	2.00

Application Research Project assessed in CEPD 6172				
Outcome 4: Candidates will demonstrate an ability to apply college student development theory.				
Rubric Criterion	2011-2012	2012-213	2013-2014	2014-2015
Intervention Paper and Project	2.62	2.95	3.87	3.50

Institutional Crisis/Issue Paper assessed in CEPD 6174				
Outcome 6: Candidates will demonstrate the ability to apply leadership, organizational, and management practices that assist institutions in accomplishing their mission				
Rubric Criterion	2011-2012	2012-213	2013-2014	2014-2015
Institutional Crisis/Issue Paper	No Data	No Data	3.14	No Data Yet; 20 Students Submitted, no assessments completed

Practicum Reflection Paper assessed in CEPD 6175				
Outcome 10: Candidates will develop practical skills assisting their ability to be effective entry-level student affairs professionals				
Rubric Criterion	2011-2012	2012-213	2013-2014	2014-2015
Practicum Reflection Paper	No Data	No Data	4.00	3.40

Legal Issues Paper assessed in CEPD 6176				
Outcome 2: Candidates will demonstrate the ability to apply legal and ethical principles to student affairs practice				
Rubric Criterion	2011-2012	2012-213	2013-2014	2014-2015
Legal Issues Paper	No Data	No Data	3.08	3.39

College Student Experience Research Project Rubric assessed in CEPD 6178				
Outcome 3: Candidates will demonstrate sufficient knowledge of the impact of student characteristics and collegiate environment on student learning and learning opportunities				
Rubric Criterion	2011-2012	2012-213	2013-2014	2014-2015
Capstone Project	3.12	3.71	No Data	3.24

Student Affairs Leadership Project assessed in CEPD 6179				
Outcome 5: Candidates will demonstrate the knowledge, skills, and attitudes required of an effective student affairs leader.				
Rubric Criterion	2011-2012	2012-213	2013-2014	2014-2015
Student Affairs Leadership Project	No Data	No Data	3.44	3.65

Program Evaluation Proposal Rubric assessed in CEPD 7152				
Outcome 8: Candidates will demonstrate an understanding of research methods, statistical analysis, needs assessment, and program evaluation				
Rubric Criterion	2011-2012	2012-213	2013-2014	2014-2015
Capstone Project/ 8.2. Embedded course assignment	2.62	2.39	3.38	37 students have turned in assignments over 4 sections, but none have been assessed