



**PREPARING
EXEMPLARY
PRACTITIONERS**

FIELD-BASED
INQUIRY
PROFESSIONAL
EXCELLENCE
BETTERMENT
OF SOCIETY

Adaptive • Proactive • Decisive • Leading • Reflective • Inquisitive
Knowledgeable • Collaborative • Empathetic • Culturally Sensitive

DATA PROGRAM REPORT

Ed.S. EDUCATIONAL LEADERSHIP

The University of West Georgia

Summer 2016 | Fall 2016 | Spring 2017

Summer 2017 | Fall 2017 | Spring 2018

Prepared by:

Katherine Fontanella, Assessment Program Specialist

Megan Landers, Graduate Assistant

GOALS FOR IMPROVEMENT 2017-2018

Directions: Review progress toward 2017-2018 goals data found in this annual report. Complete the table and consider the results of your efforts as you plan for 2018-2019. Record your progress at <https://goo.gl/forms/KZGjMrMIsV7jvP4B2>

To record 2018-2019 goals, please click here: <https://goo.gl/forms/S9M8BZP60UbYPWfm1>

Educational Leadership, Ed.S. SMART	STRATEGY(IES) YOUR PROGRAM WILL USE TO ACHIEVE THIS GOAL	PROGRESS	DATA USED TO INFORM RESPONSES	STRATEGIC IMPERATIVE	PLANS TO GROW PROGRAM	DISTICTIVE FEATURES
<p>By the spring 2018 academic term, modify a key assessment from EDLE 8303 by eliminating the revised ILA plan as a key assessment and replacing it with a video reflective essay. The video will include the participation of the candidate's sponsor.</p>	<p>Students will videotape a meeting of their Professional Learning Community which shows both the candidate's skill in facilitating the work of the community but also includes the commentary and specific feedback from the sponsor. The sponsor will follow a determined procedure to offer specific feedback regarding the candidate's knowledge, skill, and disposition exhibited during the three semester residency. Drs. Evans and Johnson will lead this review and share with departmental faculty.</p>		<p>As a result of a QM program review process conducted at a district partnership site during summer of 2017, partners requested a more direct and specific role for candidate sponsors. Review of EDLE key assessment data by departmental faculty identified that nearly 95% of candidates were scoring proficient or exemplary on the revised ILA plan. These data were not meaningful enough to continue as a key assessment.</p>	Academic Success	<p>Continue current recruitment efforts. Program has grown over 350% in last year and a half.</p>	<p>Awesome professors; truly effective online teaching and face to face engagement. The program is a nice blend of face to face and online.</p>
<p>By spring of 2018, review syllabus learning objectives and revise the key assessment for EDLE 8305 and or add a new learning activity to the class.</p>	<p>Select three faculty members (Johnson, Nixon, & Pregot) to review the EDLE 8305 learning objectives and the current key assessment assignment and make recommendations to increase the rigor of the activity. Report to all faculty to achieve consensus for changes, and implement the recommendations for improvement by the spring of 2018.</p>		<p>Nearly 85% of candidate's scores on the Talent Management Report (Key assessment for EDLE 8305) were exemplary. Program faculty wonder if the course or assessment are rigorous enough for candidates. The current assessment is not providing useful information for program improvement.</p>	Academic Success		

EDLE COURSE AGGREGATE AND
COMPREHENSIVE DATA FOR AY 16-17

EDLE 6312 FEEDBACK FOR IMPROVING LEARNING

Term	Course Number	Course Title	Section	CourseWork Name	Assessment Tool (s)	Number of students that received this coursework	Number of students who have submitted this coursework	Number of students who have not submitted this coursework	Number of students who have been assessed for this coursework
Summer Semester 2016	EDLE 6312	Principles of Leadership	E01	EDLE 6312 Feedback for Improving Learning Summer 2016	EDLE 6312 Feedback for Improving Learning	29	19	10	14
Summer Semester 2016	EDLE 6312	Principles of Leadership	E02	EDLE 6312 Feedback for Improving Learning Summer 2016	EDLE 6312 Feedback for Improving Learning	20	10	10	6
Fall Semester 2016	EDLE 6312	Principles of Leadership	E01	EDLE 6312 Feedback for Improving Learning Assignment Fall 2016	EDLE 6312 Feedback for Improving Learning	31	14	17	3
Spring Semester 2017	EDLE 6312	Principles of Leadership	E01	EDLE 6312 Feedback for Improving Learning Assignment Spring 2017	EDLE 6312 Feedback for Improving Learning	27	25	2	25
Spring Semester 2017	EDLE 6312	Principles of Leadership	E02	EDLE 6312 Feedback for Improving Learning Assignment Spring 2017	EDLE 6312 Feedback for Improving Learning	27	24	3	24

THE TABLES BELOW CONTAIN AGGREGATE DATA FOR THE FORM : EDLE 6312 Feedback for Improving Learning

EDLE 6312 Feedback for Improving Learning																
Scoring Rubric:	# Not Evident	% Not Evident	# Emerging	% Emerging	# Proficient	% Proficient	# Exemplary	% Exemplary	# No Response	% No Response	Total Response	Mean	Median	Mode	Standard Deviation	
Critical examination of selected instructional intervention strategy GA ELS 2A	0	0%	11	15.28%	54	75%	7	9.72%	0	0%	72	2.94	3	3	0.5	
Data to support evidence of student learning and achievement GA ELS 2B, F, and G	2	2.82%	13	18.31%	52	73.24%	4	5.63%	1	1.39%	71	2.82	3	3	0.56	
Facilitation of quality feedback conference GA ELS 3E	6	8.45%	27	38.03%	32	45.07%	6	8.45%	1	1.39%	71	2.54	3	3	0.77	
Presentation of written reports Professionalism	1	1.41%	4	5.63%	52	73.24%	14	19.72%	1	1.39%	71	3.11	3	3	0.55	
Total/Percentage	9	3.16%	55	19.3%	190	66.67%	31	10.88%	3	1.04%	285					

EDLE 6316 REFLECTIVE ESSAY: ETHICAL PRACTICE

Term	Course Number	Course Title	Section	CourseWork Name	Assessment Tool (s)	Number of students that received this coursework	Number of students who have submitted this coursework	Number of students who have not submitted this coursework	Number of students who have been assessed for this coursework
Summer Semester 2016	EDLE 6316	School Law, Policy, and Ethic	E01	EDLE 6316 Reflective Essay: Ethical Practice Summer 2016	EDLE 6313 Reflective Essay: Ethical Practice	31	31	0	0
Summer Semester 2016	EDLE 6316	School Law, Policy, and Ethic	N02	EDLE 6316 Reflective Essay: Ethical Practice Summer 2016	EDLE 6313 Reflective Essay: Ethical Practice	29	29	0	0

Aggregate data is not available for this assignment

EDLE 6316 THEORY TO PRACTICE ASSESSMENT TOOL RUBRIC

Term	Course Number	Course Title	Section	CourseWork Name	Assessment Tool (s)	Number of students that received this coursework	Number of students who have submitted this coursework	Number of students who have not submitted this coursework	Number of students who have been assessed for this coursework
Spring Semester 2017	EDLE 6316	School Law, Policy, and Ethic	E01	EDLE 6316 Theory to Practice Assignment Spring 2017	EDLE 6316 Theory to Practice Assessment Tool Rubric	35	35	0	35

THE TABLES BELOW CONTAIN AGGREGATE DATA FOR THE FORM : EDLE 6316 Theory to Practice Assessment Tool Rubric: 1

EDLE 6316 Theory to Practice Rubric

Alignment with Georgia Leadership Standards	# Poor	% Poor	# Emerging	% Emerging	# Proficient	% Proficient	# Exemplary	% Exemplary	# No Response	% No Response	Total Response	Mean	Median	Mode	Standard Deviation
Standard 7 (Sections B, C, D, E, F) Understanding of Law/Ethics	1 Point	Understanding of Law/Ethics	1 Point	Understanding of Law/Ethics	2 Points	Understanding of Law/Ethics	2 Points	Understanding of Law/Ethics	3 Points	Understanding of Law/Ethics	3 Points	Understanding of Law/Ethics	4 Points	Understanding of Law/Ethics	4 Points
Scenario 1 aligns with Georgia Leadership Standard 7 B Legal application of budgetary principles	0	0%	15	44.12%	6	17.65%	13	38.24%	1	2.86%	34	2.94	3	2	0.91
Scenario 2 aligns with Georgia Leadership Standard 7 F Legal application of employee rights	0	0%	2	5.88%	3	8.82%	29	85.29%	1	2.86%	34	3.79	4	4	0.53
Scenario 3 aligns with Georgia Standard 7 Ethical decision-making	0	0%	2	5.88%	13	38.24%	19	55.88%	1	2.86%	34	3.5	4	4	0.61
Scenario 4 aligns with Georgia Leadership Standard 7 C Legal application of school safety requirements	0	0%	12	35.29%	3	8.82%	19	55.88%	1	2.86%	34	3.21	4	4	0.93
Scenario 5 aligns with Georgia Leadership Standard 7 D Legal application of fair hiring practices	0	0%	1	2.94%	7	20.59%	26	76.47%	1	2.86%	34	3.74	4	4	0.5
Scenario 6 aligns with Georgia Standard 7 F Upholding laws related to learning for ALL students	0	0%	3	8.82%	6	17.65%	25	73.53%	1	2.86%	34	3.65	4	4	0.64
Scenario 7 aligns with Georgia Leadership Standard 7 C Legal application of rules designed to ensure a positive school environment	0	0%	1	2.94%	6	17.65%	27	79.41%	1	2.86%	34	3.76	4	4	0.49
Scenario 8 aligns with Georgia Leadership Standard 7 E Legal application of employee supervision	0	0%	5	14.71%	17	50%	12	35.29%	1	2.86%	34	3.21	3	3	0.68
Scenario 9 aligns with Georgia Leadership Standard 7 Ethical decision-making	0	0%	0	0%	12	35.29%	22	64.71%	1	2.86%	34	3.65	4	4	0.48
Scenario 10 aligns with Georgia Leadership Standard 7E Application of laws related to employee dismissal	0	0%	1	2.94%	12	35.29%	21	61.76%	1	2.86%	34	3.59	4	4	0.55
Total/Percentage	0	0%	42	12.35%	85	25%	213	62.65%	10	2.86%	340				

EDLE 6327 PROFESSIONAL LEARNING COMMUNITIES RUBRIC

Term	Course Number	Course Title	Section	CourseWork Name	Assessment Tool (s)	Number of students that received this coursework	Number of students who have submitted this coursework	Number of students who have not submitted this coursework	Number of students who have been assessed for this coursework
Spring Semester 2017	EDLE 6327	Prof Learning Communities	E01	EDLE 6327 Professional Learning Communities Assignment Spring 2017	EDLE 6327 Professional Learning Communities Rubric	31	24	7	23

THE TABLES BELOW CONTAIN AGGREGATE DATA FOR THE FORM : EDLE 6327 Professional Learning Communities Rubric: 1

EDLE 6327 Professional Learning Communities Assessment Tool

Scoring Rubric	# Not Evident	% Not Evident	# Emerging	% Emerging	# Proficient	% Proficient	# Exemplary Proficient plus...	% Exemplary Proficient plus...	# No Response	% No Response	Total Response	Mean	Median	Mode	Standard Deviation
Analysis of existing PLCs (or collaborative/professional learning structures)															
GA ELS 3G	0	0%	2	8.7%	13	56.52%	8	34.78%	0	0%	23	3.26	3	3	0.61
Prioritized learning needs															
GA ELS 3B and 3C	0	0%	5	21.74%	12	52.17%	6	26.09%	0	0%	23	3.04	3	3	0.69
Implementation Plan for a PLC															
GA ELS 3H and 3I; 4G	0	0%	5	21.74%	9	39.13%	9	39.13%	0	0%	23	3.17	3	3	0.76
Presentation of Proposed PLC and Related Written Reports															
Professionalism	0	0%	7	30.43%	6	26.09%	10	43.48%	0	0%	23	3.13	3	4	0.85
Total/Percentage	0	0%	19	20.65%	40	43.48%	33	35.87%	0	0%	92				

EDLE 6329 CORE PROCESSES APPRAISAL AND REPORT

Term	Course Number	Course Title	Section	CourseWork Name	Assessment Tool (s)	Number of students that received this coursework	Number of students who have submitted this coursework	Number of students who have not submitted this coursework	Number of students who have been assessed for this coursework
Fall Semester 2016	EDLE 6329	School Ops. for Student Learn	E01	EDLE 6329 Core Processes Appraisal and Report Assignment Fall 2016	EDLE 6329 Core Processes Appraisal and Report	23	22	1	22

THE TABLES BELOW CONTAIN AGGREGATE DATA FOR THE FORM : EDLE 6329 Core Processes Appraisal and Report

EDLE 6329 Core Processes Appraisal and Report

Scoring Rubric:	# Not Evident	% Not Evident	# Emerging	% Emerging	# Proficient	% Proficient	# Exemplary	% Exemplary	# No Response	% No Response	Total Response	Mean	Median	Mode	Standard Deviation
Overall Assessment of School Processes in Identified Areas	0	0%	0	0%	2	9.09%	20	90.91%	0	0%	22	3.91	4	4	0.29
Recommendations and Opportunities for Improvement	0	0%	0	0%	4	18.18%	18	81.82%	0	0%	22	3.82	4	4	0.39
Presentation and Coherence	0	0%	0	0%	1	4.55%	21	95.45%	0	0%	22	3.95	4	4	0.21
Data Collection/Clinical Work	0	0%	0	0%	1	4.55%	21	95.45%	0	0%	22	3.95	4	4	0.21
Total/Percentage	0	0%	0	0%	8	9.09%	80	90.91%	0	0%	88				

EDLE 6341 USING DATA TO IMPROVE THE SCHOOL

Term	Course Number	Course Title	Section	CourseWork Name	Assessment Tool (s)	Number of students that received this coursework	Number of students who have submitted this coursework	Number of students who have not submitted this coursework	Number of students who have been assessed for this coursework
Fall Semester 2016	EDLE 6341	Using Data to Improve the Sch	E01	EDLE 6341 Data Informed Instructional Leadership Assignment Fall 2016	EDLE 6341 -- Using Data to Improve the School	21	18	3	0

Aggregate data is not available for this assignment

EDLE 7312 COMMUNICATIONS AUDIT AND REPORT

Term	Course Number	Course Title	Section	CourseWork Name	Assessment Tool (s)	Number of students that received this coursework	Number of students who have submitted this coursework	Number of students who have not submitted this coursework	Number of students who have been assessed for this coursework
Spring Semester 2017	EDLE 7312	School & Comm Engagement	E01	EDLE 7312 Communications Audit and Report Assignment Spring 2017	EDLE 7312 Communications Audit and Report	34	29	5	29

THE TABLES BELOW CONTAIN AGGREGATE DATA FOR THE FORM : EDLE 7312 Communications Audit and Report

EDLE 7312 Communications Audit and Report

Scoring Rubric:	# Not Evident	% Not Evident	# Emerging	% Emerging	# Proficient	% Proficient	# Exemplary	% Exemplary	# No Response	% No Response	Total Response	Mean	Median	Mode	Standard Deviation
Overall Assessment of School Communication Strategies	0	0%	1	3.45%	23	79.31%	5	17.24%	0	0%	29	3.14	3	3	0.43
Recommendations and Opportunities for Improvement	0	0%	4	13.79%	20	68.97%	5	17.24%	0	0%	29	3.03	3	3	0.56
Presentation and Coherence	0	0%	4	13.79%	20	68.97%	5	17.24%	0	0%	29	3.03	3	3	0.56
Data Collection/Clinical Work	0	0%	1	3.45%	23	79.31%	5	17.24%	0	0%	29	3.14	3	3	0.43
Total/Percentage	0	0%	10	8.62%	86	74.14%	20	17.24%	0	0%	116				

EDLE 8301 EDUCATIONAL LEADERSHIP RESIDENCY LAB I DEVELOPING A VISION RUBRIC

Term	Course Number	Course Title	Section	CourseWork Name	Assessment Tool (s)	Number of students that received this coursework	Number of students who have submitted this coursework	Number of students who have not submitted this coursework	Number of students who have been assessed for this coursework
Fall Semester 2016	EDLE 8301	Ed. Leadership Residency Lab	91D	EDLE 8301 ILA Vision Assignment Fall 2016	EDLE 8301: Educational Leadership Residency Lab I Developing a Vision Rubric	19	18	1	18
Fall Semester 2016	EDLE 8301	Ed. Leadership Residency Lab	92D	EDLE 8301 ILA Vision Assignment Fall 2016	EDLE 8301: Educational Leadership Residency Lab I Developing a Vision Rubric	17	16	1	16
Spring Semester 2017	EDLE 8301	Ed. Leadership Residency Lab	91D	EDLE 8301 ILA Vision Assignment Spring 2017	EDLE 8301: Educational Leadership Residency Lab I Developing a Vision Rubric	19	19	0	19
Spring Semester 2017	EDLE 8301	Ed. Leadership Residency Lab	92D	EDLE 8301 ILA Vision Assignment Spring 2017	EDLE 8301: Educational Leadership Residency Lab I Developing a Vision Rubric	14	13	1	13

THE TABLES BELOW CONTAIN AGGREGATE DATA FOR THE FORM : EDLE 8301: Educational Leadership Residency Lab I Developing a Vision Rubric: EDLE 8301 Rubric

EDLE 8301: Educational Leadership Residency Lab I Developing a Vision Rubric

	# Not Evident	% Not Evident	# Emerging	% Emerging	# Proficient	% Proficient	# Exemplary	% Exemplary	# No Response	% No Response	Total Response	Mean	Median	Mode	Standard Deviation
*Use this rubric for Part 1 and Part 3 of the Vision Assignment															
Response to Part 1 and Part 3 Written Assignments	1	1.52%	4	6.06%	7	10.61%	54	81.82%	0	0%	66	3.73	4	4	0.64
Response to colleagues	0	0%	3	4.55%	19	28.79%	44	66.67%	0	0%	66	3.62	4	4	0.57
Narrative writing skills/references	1	1.54%	3	4.62%	25	38.46%	36	55.38%	1	1.52%	65	3.48	4	4	0.66
Timeliness	2	3.03%	4	6.06%	7	10.61%	53	80.3%	0	0%	66	3.68	4	4	0.72
Total/Percentage	4	1.52%	14	5.32%	58	22.05%	187	71.1%	1	0.38%	263				
*Use this rubric for Part 3 only of the Vision Assignment															
Personal Vision Characteristics	0	0%	0	0%	4	12.12%	29	87.88%	33	50%	33	3.88	4	4	0.33
Shared Vision Characteristics	0	0%	0	0%	4	12.12%	29	87.88%	33	50%	33	3.88	4	4	0.33
Total/Percentage	0	0%	0	0%	8	12.12%	58	87.88%	66	50%	66				

EDLE 8302 ILA LITERATURE REVIEW RUBRIC

Term	Course Number	Course Title	Section	CourseWork Name	Assessment Tool (s)	Number of students that received this coursework	Number of students who have submitted this coursework	Number of students who have not submitted this coursework	Number of students who have been assessed for this coursework
Fall Semester 2016	EDLE 8302	Ed. Leadership Resid. Lab II 91D	91D	EDLE 8302 ILA Literature Review Assignment Fall 2016	EDLE 8302 ILA Literature Review Rubric	31	22	9	21
Fall Semester 2016	EDLE 8302	Ed. Leadership Resid. Lab II 92D	92D	EDLE 8302 ILA Literature Review Assignment Fall 2016	EDLE 8302 ILA Literature Review Rubric	16	16	0	16
Spring Semester 2017	EDLE 8302	Ed. Leadership Resid. Lab II 91D	91D	EDLE 8303 ILA Literature Review Assignment Summer 2017	EDLE 8302 ILA Literature Review Rubric	17	17	0	17
Spring Semester 2017	EDLE 8302	Ed. Leadership Resid. Lab II 92D	92D	EDLE 8303 ILA Literature Review Assignment Summer 2017	EDLE 8302 ILA Literature Review Rubric	16	16	0	16

THE TABLES BELOW CONTAIN AGGREGATE DATA FOR THE FORM : EDLE 8302 ILA Literature Review Rubric: EDLE 8302 Rubric

EDLE 8302: Educational Leadership Residency Lab II

Rubric	# Not Evident Quality does not meet minimal criteria/requirements as outlined in the rubric and ILA Research expectations AND:	% Not Evident Quality does not meet minimal criteria/requirements as outlined in the rubric and ILA Research expectations AND:	# Emerging Quality meets most minimal criteria/requirements as outlined in the rubric and ILA Research expectations AND:	% Emerging Quality meets most minimal criteria/requirements as outlined in the rubric and ILA Research expectations AND:	# Proficient Quality meets ALL minimal criteria/requirements as outlined in the rubric and ILA Research expectations AND:	% Proficient Quality meets ALL minimal criteria/requirements as outlined in the rubric and ILA Research expectations AND:	# Exemplary Quality exceeds ALL minimal criteria/requirements as outlined in the rubric and ILA Research expectations AND:	% Exemplary Quality exceeds ALL minimal criteria/requirements as outlined in the rubric and ILA Research expectations AND:	# No Response	% No Response	Total Response	Mean	Median	Mode	Standard Deviation
Introduction to SMART, Research Question(s) and Literature Review.	0	0%	1	1.43%	16	22.86%	53	75.71%	1	1.41%	70	3.74	4	4	0.47
Analysis/Synthesis of Relevant Points of Literature as Related to Candidate's Topic	0	0%	5	7.14%	30	42.86%	35	50%	1	1.41%	70	3.43	3.5	4	0.62
Description of Patterns Based on Research Outcomes (expected and unexpected)	0	0%	2	2.86%	24	34.29%	44	62.86%	1	1.41%	70	3.6	4	4	0.55
Conclusion: Includes summary, application, and work with PLC	0	0%	3	4.29%	25	35.71%	42	60%	1	1.41%	70	3.56	4	4	0.58
Scholarly Writing / Use of APA Format: (APA 6th Edition)	1	1.43%	6	8.57%	25	35.71%	38	54.29%	1	1.41%	70	3.43	4	4	0.71
Total/Percentage	1	0.29%	17	4.86%	120	34.29%	212	60.57%	5	1.41%	350				

EDLE 8303 RESIDENCY LAB III ILA ACTION PLAN SUMMATIVE RUBRIC

Term	Course Number	Course Title	Section	CourseWork Name	Assessment Tool (s)	Number of students that received this coursework	Number of students who have submitted this coursework	Number of students who have not submitted this coursework	Number of students who have been assessed for this coursework
Fall Semester 2016	EDLE 8303	Ed. Leadership Resid. Lab III	91D	EDLE 8303 Residency Lab III - ILA Action Plan Summative Assignment Fall 2016	EDLE 8303 Residency Lab III ILA Action Plan Summative Rubric	18	16	2	16
Spring Semester 2017	EDLE 8302	Ed. Leadership Resid. Lab II	91D	EDLE 8303 Residency Lab III - ILA Action Plan Summative Assignment Spring 2017	EDLE 8303 Residency Lab III ILA Action Plan Summative Rubric	17	17	0	17
Spring Semester 2017	EDLE 8302	Ed. Leadership Resid. Lab II	92D	EDLE 8303 Residency Lab III - ILA Action Plan Summative Assignment Spring 2017	EDLE 8303 Residency Lab III ILA Action Plan Summative Rubric	17	17	0	17
Spring Semester 2017	EDLE 8303	Ed. Leadership Resid. Lab III	91D	EDLE 8303 Residency Lab III - ILA Action Plan Summative Assignment Spring 2017	EDLE 8303 Residency Lab III ILA Action Plan Summative Rubric	16	16	0	16
Spring Semester 2017	EDLE 8303	Ed. Leadership Resid. Lab III	92D	EDLE 8303 Residency Lab III - ILA Action Plan Summative Assignment Spring 2017	EDLE 8303 Residency Lab III ILA Action Plan Summative Rubric	12	12	0	12

THE TABLES BELOW CONTAIN AGGREGATE DATA FOR THE FORM : EDLE 8303 Residency Lab III ILA Action Plan Summative Rubric: EDLE 8303 Residency Lab III

EDLE 8303 Educational Leadership Residency Lab III - ILA Action Plan Summative Rubric

Rubric	# Not Evident	% Not Evident	# Emerging	% Emerging	# Proficient	% Proficient	# Exemplary	% Exemplary	# No Response	% No Response	Total Response	Mean	Median	Mode	Standard Deviation
SMART Goal Goal reflects analyzed data and focuses on instructional practices for improvement.	0	0%	2	2.56%	12	15.38%	64	82.05%	0	0%	78	3.79	4	4	0.46
Plan Description Includes detailed description of rationale for the plan that will improve teaching and learning of every teacher and student.	0	0%	2	2.6%	14	18.18%	61	79.22%	1	1.28%	77	3.77	4	4	0.48
Description of Activities Includes clear, research based strategies to address areas for improvement.	0	0%	1	1.28%	20	25.64%	57	73.08%	0	0%	78	3.72	4	4	0.48
Action Steps Provides actionable, practice-based steps for implementation of identified strategies.	0	0%	8	10.26%	26	33.33%	44	56.41%	0	0%	78	3.46	4	4	0.67
Evidence, Artifacts, Monitoring Steps, & Timeline Monitoring is clearly in place with the support of the PLC.	0	0%	6	7.69%	23	29.49%	49	62.82%	0	0%	78	3.55	4	4	0.63
Total/Percentage	0	0%	19	4.88%	95	24.42%	275	70.69%	1	0.26%	389				

EDLE 8305 TALENT MANAGEMENT REPORT SCORING RUBRIC

Term	Course Number	Course Title	Section	CourseWork Name	Assessment Tool (s)	Number of students that received this coursework	Number of students who have submitted this coursework	Number of students who have not submitted this coursework	Number of students who have been assessed for this coursework
Spring Semester 2017	EDLE 8305	Effec Mgmt to promote learnin	E01	EDLE 8305 Talent Management Report Assignment Spring 2017	EDLE 8305 Talent Management Report Scoring Rubric	36	33	3	33

THE TABLES BELOW CONTAIN AGGREGATE DATA FOR THE FORM : EDLE 8305 Talent Management Report Scoring Rubric: 1

Objective	# Not Evident	% Not Evident	# Emerging	% Emerging	# Proficient	% Proficient	# Exemplary	% Exemplary	# No Response	% No Response	Total Response	Mean	Median	Mode	Standard Deviation
Rubric: Evidence of efficient and effective administration of human resources to create a strong professional culture of highly performing faculty	0	0%	2	6.06%	3	9.09%	28	84.85%	0	0%	33	3.79	4	4	0.54
Recommendations and opportunities for improvement based on needs, assessment data, and local, state, and federal requirements	0	0%	1	3.03%	5	15.15%	27	81.82%	0	0%	33	3.79	4	4	0.48
Presentation and coherence	0	0%	1	3.03%	11	33.33%	21	63.64%	0	0%	33	3.61	4	4	0.55
Sustainability and strategies for improvement	0	0%	1	3.03%	13	39.39%	19	57.58%	0	0%	33	3.55	4	4	0.56
Total/Percentage	0	0%	5	3.79%	32	24.24%	95	71.97%	0	0%	132				

EDLE 8306 COMPREHENSIVE SCHOOL DATA PROFILE

Term	Course Number	Course Title	Section	CourseWork Name	Assessment Tool (s)	Number of students that received this coursework	Number of students who have submitted this coursework	Number of students who have not submitted this coursework	Number of students who have been assessed for this coursework
Fall Semester 2016	EDLE 8306	Instruct Ldshp for Improv Sch	E01	EDLE 8306 Comprehensive School Data Profile Assignment Fall 2016	EDLE 8306 Comprehensive School Data Profile	24	21	3	21
Spring Semester 2017	EDLE 8306	Instruct Ldshp for Improv Sch	E01	EDLE 8306 Comprehensive School Data Profile Assignment Spring 2017	EDLE 8306 Comprehensive School Data Profile	29	29	0	29
Spring Semester 2017	EDLE 8306	Instruct Ldshp for Improv Sch	E02	EDLE 8306 Comprehensive School Data Profile Assignment Spring 2017	EDLE 8306 Comprehensive School Data Profile	26	25	1	25

THE TABLES BELOW CONTAIN AGGREGATE DATA FOR THE FORM : EDLE 8306 Comprehensive School Data Profile: EDLE 8306 Comprehensive School Data Profile

EDLE 8306 Comprehensive School Data Profile															
Rubric	# Not Evident	% Not Evident	# Emerging	% Emerging	# Proficient	% Proficient	# Exemplary	% Exemplary	# No Response	% No Response	Total Response	Mean	Median	Mode	Standard Deviation
Data Profile	0	0%	1	1.33%	13	17.33%	61	81.33%	0	0%	75	3.8	4	4	0.43
Strengths & Areas for Improvement	0	0%	6	8%	11	14.67%	58	77.33%	0	0%	75	3.69	4	4	0.61
Root Cause Analysis	1	1.33%	2	2.67%	20	26.67%	52	69.33%	0	0%	75	3.64	4	4	0.6
Narrative data description	0	0%	0	0%	17	22.67%	58	77.33%	0	0%	75	3.77	4	4	0.42
Writing style and Conventions	0	0%	1	1.35%	10	13.51%	63	85.14%	1	1.33%	74	3.84	4	4	0.4
Total/Percentage	1	0.27%	10	2.67%	71	18.98%	292	78.07%	1	0.27%	374				

EDLE 8329 EQUITY LEADERSHIP PROJECT SCORING RUBRIC

Term	Course Number	Course Title	Section	CourseWork Name	Assessment Tool (s)	Number of students that received this coursework	Number of students who have submitted this coursework	Number of students who have not submitted this coursework	Number of students who have been assessed for this coursework
Spring Semester 2017	EDLE 8329	Schl Ldrshp- Pluralstc/Dvrs So	E01	EDLE 8329 Equity Leadership Project Assignment Spring 2017	EDLE 8329 Equity Leadership Project Scoring Rubric	34	30	4	30

THE TABLES BELOW CONTAIN AGGREGATE DATA FOR THE FORM : EDLE 8329 Equity Leadership Project Scoring Rubric: 1

EDLE 8329 Equity Leadership Project Scoring Rubric															
Objective	# Not Evident	% Not Evident	# Emerging	% Emerging	# Proficient	% Proficient	# Exemplary Proficient Plus...	% Exemplary Proficient Plus...	# No Response	% No Response	Total Response	Mean	Median	Mode	Standard Deviation
Varied sources of data inform audit	0	0%	0	0%	3	10%	27	90%	0	0%	30	3.9	4	4	0.3
GA ELS 4D	0	0%	0	0%	3	10%	27	90%	0	0%	30	3.9	4	4	0.3
Audit report addresses values, beliefs, and underlying assumptions related to diverse communities	0	0%	0	0%	3	10%	27	90%	0	0%	30	3.9	4	4	0.3
GA ELS 4H and 4J	0	0%	0	0%	3	10%	27	90%	0	0%	30	3.9	4	4	0.3
Audit Report includes appropriate and relevant recommendations	0	0%	0	0%	3	10%	27	90%	0	0%	30	3.9	4	4	0.3
GA ELS 1B and 2D	0	0%	0	0%	3	10%	27	90%	0	0%	30	3.9	4	4	0.3
Presentation of data and written reports	0	0%	0	0%	3	10%	27	90%	0	0%	30	3.9	4	4	0.3
Professionalism	0	0%	0	0%	3	10%	27	90%	0	0%	30	3.9	4	4	0.3
Total/Percentage	0	0%	0	0%	12	10%	108	90%	0	0%	120				

EDLE COURSE AGGREGATE AND
COMPREHENSIVE DATA FOR AY 17-18

EDLE 6312 FEEDBACK FOR IMPROVING LEARNING

Term	Course Number	Course Title	Section	CourseWork Name	Assessment Tool (s)	Number of students that received this coursework	Number of students who have submitted this coursework	Number of students who have not submitted this coursework	Number of students who have been assessed for this coursework
Summer Semester 2017	EDLE 6312	Principles of Leadership	E01	EDLE 6312 Feedback for Improving Learning Summer 2017	EDLE 6312 Feedback for Improving Learning	28	25	3	25
Summer Semester 2017	EDLE 6312	Principles of Leadership	E02	EDLE 6312 Feedback for Improving Learning Summer 2017	EDLE 6312 Feedback for Improving Learning	19	18	1	18
Fall Semester 2017	EDLE 6312	Principles of Leadership	E01	EDLE 6312 Feedback for Improving Learning Fall 2017	EDLE 6312 Feedback for Improving Learning	31	30	1	30
Fall Semester 2017	EDLE 6312	Principles of Leadership	E02	EDLE 6312 Feedback for Improving Learning Fall 2017	EDLE 6312 Feedback for Improving Learning	27	22	5	20
Spring Semester 2018	EDLE 6312	Principles of Leadership	E01	EDLE 6312 Feedback for Improving Learning Assignment Spring 2018	EDLE 6312 Feedback for Improving Learning	31	24	7	24
Spring Semester 2018	EDLE 6312	Principles of Leadership	E02	EDLE 6312 Feedback for Improving Learning Assignment Spring 2018	EDLE 6312 Feedback for Improving Learning	30	27	3	27
Spring Semester 2018	EDLE 6312	Principles of Leadership	E03	EDLE 6312 Feedback for Improving Learning Assignment Spring 2018	EDLE 6312 Feedback for Improving Learning	31	30	1	30

THE TABLES BELOW CONTAIN AGGREGATE DATA FOR THE FORM : EDLE 6312 Feedback for Improving Learning

EDLE 6312 Feedback for Improving Learning															
Scoring Rubric:	# Not Evident	% Not Evident	# Emerging	% Emerging	# Proficient	% Proficient	# Exemplary Proficient plus...	% Exemplary Proficient plus...	# No Response	% No Response	Total Response	Mean	Median	Mode	Standard Deviation
Critical examination of selected instructional intervention strategy															
GA ELS 2A	2	1.16%	8	4.62%	89	51.45%	74	42.77%	1	0.57%	173	3.37	3	3	0.62
Data to support evidence of student learning and achievement															
GA ELS 2B, F, and G	2	1.16%	16	9.25%	89	51.45%	66	38.15%	1	0.57%	173	3.27	3	3	0.66
Facilitation of quality feedback conference															
GA ELS 3E	4	2.37%	9	5.33%	52	30.77%	104	61.54%	5	2.87%	169	3.52	4	4	0.7
Presentation of written reports															
Professionalism	6	3.55%	3	1.78%	33	19.53%	127	75.15%	5	2.87%	169	3.66	4	4	0.69
Total/Percentage	14	2.05%	36	5.26%	263	38.45%	371	54.24%	12	1.72%	684				

EDLE 6312 GEORGIA DOE LAPS ASSESSMENT RUBRIC

Term	Course Number	Course Title	Section	CourseWork Name	Assessment Tool (s)	Number of students that received this coursework	Number of students who have submitted this coursework	Number of students who have not submitted this coursework	Number of students who have been assessed for this coursework
Spring Semester 2018	EDLE 6312	Principles of Leadership	E01	EDLE 6312 Principles of Leadership Spring 2018	EDLE 6312 Georgia DOE LAPS Assessment Rubric	31	25	6	25
Spring Semester 2018	EDLE 6312	Principles of Leadership	E02	EDLE 6312 Principles of Leadership Spring 2018	EDLE 6312 Georgia DOE LAPS Assessment Rubric	30	28	2	28
Spring Semester 2018	EDLE 6312	Principles of Leadership	E03	EDLE 6312 Principles of Leadership Spring 2018	EDLE 6312 Georgia DOE LAPS Assessment Rubric	31	30	1	29

THE TABLES BELOW CONTAIN AGGREGATE DATA FOR THE FORM : EDLE 6312 Georgia DOE LAPS Assessment Rubric

EDLE 6312 Georgia DOE LAPS Assessment Rubric

1	# Not Evident	% Not Evident	# Emerging	% Emerging	# Proficient	% Proficient	# Exemplary	% Exemplary	# No Response	% No Response	Total Response	Mean	Median	Mode	Standard Deviation
Overall Assessment of Performance Indicators and Course Activities	4	4.88%	6	7.32%	45	54.88%	27	32.93%	1	1.2%	82	3.16	3	3	0.76
Total/Percentage	4	4.88%	6	7.32%	45	54.88%	27	32.93%	1	1.2%	82				
2	# Not Evident	% Not Evident	# Emerging	% Emerging	# Proficient	% Proficient	# Exemplary	% Exemplary	# No Response	% No Response	Total Response	Mean	Median	Mode	Standard Deviation
Recommendations and Opportunities for Improvement Plan	1	1.22%	12	14.63%	49	59.76%	20	24.39%	1	1.2%	82	3.07	3	3	0.66
Total/Percentage	1	1.22%	12	14.63%	49	59.76%	20	24.39%	1	1.2%	82				
3	# Not Evident	% Not Evident	# Emerging	% Emerging	# Proficient	% Proficient	# Exemplary	% Exemplary	# No Response	% No Response	Total Response	Mean	Median	Mode	Standard Deviation
Presentation and Coherence	0	0%	8	9.88%	32	39.51%	41	50.62%	2	2.41%	81	3.41	4	4	0.66
Total/Percentage	0	0%	8	9.88%	32	39.51%	41	50.62%	2	2.41%	81				

EDLE 6316 THEORY TO PRACTICE ASSESSMENT TOOL RUBRIC

Term	Course Number	Course Title	Section	CourseWork Name	Assessment Tool (s)	Number of students that received this coursework	Number of students who have submitted this coursework	Number of students who have not submitted this coursework	Number of students who have been assessed for this coursework
Summer Semester 2017	EDLE 6316	School Law, Policy, and Ethic	E01	EDLE 6316 Theory to Practice Assignment Summer 2017	EDLE 6316 Theory to Practice Assessment Tool Rubric	35	34	1	34
Summer Semester 2017	EDLE 6316	School Law, Policy, and Ethic	E02	EDLE 6316 Theory to Practice Assignment Summer 2017	EDLE 6316 Theory to Practice Assessment Tool Rubric	33	32	1	31
Fall Semester 2017	EDLE 6316	School Law, Policy, and Ethic	E01	EDLE 6316 Reflective Analysis: Ethical Standards and Practices Fall 2017	EDLE 6316 Theory to Practice Assessment Tool Rubric	34	32	2	32
Fall Semester 2017	EDLE 6316	School Law, Policy, and Ethic	E02	EDLE 6316 Reflective Analysis: Ethical Standards and Practices Fall 2017	EDLE 6316 Theory to Practice Assessment Tool Rubric	35	34	1	31
Spring Semester 2018	EDLE 6316	School Law, Policy, and Ethic	E01	EDLE 6316 Theory to Practice Assignment Spring 2018	EDLE 6316 Theory to Practice Assessment Tool Rubric	30	29	1	29
Spring Semester 2018	EDLE 6316	School Law, Policy, and Ethic	E02	EDLE 6316 Theory to Practice Assignment Spring 2018	EDLE 6316 Theory to Practice Assessment Tool Rubric	29	28	1	28
Spring Semester 2018	EDLE 6316	School Law, Policy, and Ethic	E03	EDLE 6316 Theory to Practice Assignment Spring 2018	EDLE 6316 Theory to Practice Assessment Tool Rubric	21	18	3	18

THE TABLES BELOW CONTAIN AGGREGATE DATA FOR THE FORM : EDLE 6316 Theory to Practice Assessment Tool Rubric: 1

EDLE 6316 Theory to Practice Rubric

Alignment with Georgia Leadership Standards Standard 7 (Sections B, C, D, E, F)	# Poor	% Poor	# Emerging	% Emerging	# Proficient	% Proficient	# Exemplary	% Exemplary	# No Response	% No Response	Total Response	Mean	Median	Mode	Standard Deviation
Scenario 1 aligns with Georgia Leadership Standard 7 B Legal application of budgetary principles	4	1.98%	43	21.29%	28	13.86%	127	62.87%	1	0.49%	202	3.38	4	4	0.88
Scenario 2 aligns with Georgia Leadership Standard 7 F Legal application of employee rights	4	1.98%	8	3.96%	43	21.29%	147	72.77%	1	0.49%	202	3.65	4	4	0.65
Scenario 3 aligns with Georgia Standard 7 Ethical decision-making	0	0%	3	1.49%	41	20.3%	158	78.22%	1	0.49%	202	3.77	4	4	0.46
Scenario 4 aligns with Georgia Leadership Standard 7 C Legal application of school safety requirements	4	1.98%	14	6.93%	60	29.7%	124	61.39%	1	0.49%	202	3.5	4	4	0.71
Scenario 5 aligns with Georgia Leadership Standard 7 D Legal application of fair hiring practices	4	1.98%	4	1.98%	54	26.73%	140	69.31%	1	0.49%	202	3.63	4	4	0.62
Scenario 6 aligns with Georgia Standard 7 F Upholding laws related to learning for ALL students	3	1.52%	7	3.54%	84	42.42%	104	52.53%	5	2.46%	198	3.46	4	4	0.64
Scenario 7 aligns with Georgia Leadership Standard 7 C Legal application of rules designed to ensure a positive school environment	0	0%	12	5.97%	49	24.38%	140	69.65%	2	0.99%	201	3.64	4	4	0.59
Scenario 8 aligns with Georgia Leadership Standard 7 E Legal application of employee supervision	3	1.48%	10	4.93%	91	44.83%	99	48.77%	0	0%	203	3.41	3	4	0.65
Scenario 9 aligns with Georgia Leadership Standard 7 Ethical decision-making	0	0%	2	0.99%	32	15.76%	169	83.25%	0	0%	203	3.82	4	4	0.41
Scenario 10 aligns with Georgia Leadership Standard 7 E Application of laws related to employee dismissal	1	0.5%	2	1%	68	34%	129	64.5%	3	1.48%	200	3.62	4	4	0.53
Total/Percentage	23	1.14%	105	5.21%	550	27.3%	1337	66.35%	15	0.74%	2015				

EDLE 6316 GEORGIA DOE LAPS ASSESSMENT RUBRIC

Term	Course Number	Course Title	Section	CourseWork Name	Assessment Tool (s)	Number of students that received this coursework	Number of students who have submitted this coursework	Number of students who have not submitted this coursework	Number of students who have been assessed for this coursework
Spring Semester 2018	EDLE 6316	School Law, Policy, and Ethic	E01	EDLE 6316 School Law, Policy & Ethics Spring 2018	EDLE 6316 Georgia DOE LAPS Assessment Rubric	30	29	1	29
Spring Semester 2018	EDLE 6316	School Law, Policy, and Ethic	E02	EDLE 6316 School Law, Policy & Ethics Spring 2018	EDLE 6316 Georgia DOE LAPS Assessment Rubric	29	27	2	27
Spring Semester 2018	EDLE 6316	School Law, Policy, and Ethic	E03	EDLE 6316 School Law, Policy & Ethics Spring 2018	EDLE 6316 Georgia DOE LAPS Assessment Rubric	21	19	2	19

THE TABLES BELOW CONTAIN AGGREGATE DATA FOR THE FORM : EDLE 6316 Georgia DOE LAPS Assessment Rubric

EDLE 6316 Georgia DOE LAPS Assessment Rubric

1	# Not Evident	% Not Evident	# Emerging	% Emerging	# Proficient	% Proficient	# Exemplary	% Exemplary	# No Response	% No Response	Total Response	Mean	Median	Mode	Standard Deviation
Overall Assessment of Performance Indicators and Course Activities	0	0%	0	0%	14	18.67%	61	81.33%	0	0%	75	3.81	4	4	0.39
Total/Percentage	0	0%	0	0%	14	18.67%	61	81.33%	0	0%	75				
2	# Not Evident	% Not Evident	# Emerging	% Emerging	# Proficient	% Proficient	# Exemplary	% Exemplary	# No Response	% No Response	Total Response	Mean	Median	Mode	Standard Deviation
Recommendations and Opportunities for Improvement Plan	0	0%	0	0%	36	48%	39	52%	0	0%	75	3.52	4	4	0.5
Total/Percentage	0	0%	0	0%	36	48%	39	52%	0	0%	75				
3	# Not Evident	% Not Evident	# Emerging	% Emerging	# Proficient	% Proficient	# Exemplary	% Exemplary	# No Response	% No Response	Total Response	Mean	Median	Mode	Standard Deviation
Presentation and Coherence	0	0%	0	0%	27	36%	48	64%	0	0%	75	3.64	4	4	0.48
Total/Percentage	0	0%	0	0%	27	36%	48	64%	0	0%	75				

EDLE 6327 GEORGIA DOE LAPS ASSESSMENT RUBRIC

Term	Course Number	Course Title	Section	CourseWork Name	Assessment Tool (s)	Number of students that received this coursework	Number of students who have submitted this coursework	Number of students who have not submitted this coursework	Number of students who have been assessed for this coursework
Spring Semester 2018	EDLE 6327	Prof Learning Communities	E01	EDLE 6327 Professional Learning Communities Spring 2018	EDLE 6327 Georgia DOE LAPS Assessment Rubric	29	17	12	17
Spring Semester 2018	EDLE 6327	Prof Learning Communities	E02	EDLE 6327 Professional Learning Communities Spring 2018	EDLE 6327 Georgia DOE LAPS Assessment Rubric	32	30	2	30
Spring Semester 2018	EDLE 6327	Prof Learning Communities	E03	EDLE 6327 Professional Learning Communities Spring 2018	EDLE 6327 Georgia DOE LAPS Assessment Rubric	23	22	1	22

THE TABLES BELOW CONTAIN AGGREGATE DATA FOR THE FORM : EDLE 6327 Georgia DOE LAPS Assessment Rubric

EDLE 6327 Georgia DOE LAPS Assessment Rubric															
1	# Not Evident	% Not Evident	# Emerging	% Emerging	# Proficient	% Proficient	# Exemplary	% Exemplary	# No Response	% No Response	Total Response	Mean	Median	Mode	Standard Deviation
Overall Assessment of Performance Indicators and Course Activities	0	0%	1	1.47%	20	29.41%	47	69.12%	1	1.45%	68	3.68	4	4	0.5
Total/Percentage	0	0%	1	1.47%	20	29.41%	47	69.12%	1	1.45%	68				
2	# Not Evident	% Not Evident	# Emerging	% Emerging	# Proficient	% Proficient	# Exemplary	% Exemplary	# No Response	% No Response	Total Response	Mean	Median	Mode	Standard Deviation
Recommendations and Opportunities for Improvement Plan	1	1.47%	3	4.41%	29	42.65%	35	51.47%	1	1.45%	68	3.44	4	4	0.65
Total/Percentage	1	1.47%	3	4.41%	29	42.65%	35	51.47%	1	1.45%	68				
3	# Not Evident	% Not Evident	# Emerging	% Emerging	# Proficient	% Proficient	# Exemplary	% Exemplary	# No Response	% No Response	Total Response	Mean	Median	Mode	Standard Deviation
Presentation and Coherence	0	0%	4	5.88%	29	42.65%	35	51.47%	1	1.45%	68	3.46	4	4	0.6
Total/Percentage	0	0%	4	5.88%	29	42.65%	35	51.47%	1	1.45%	68				

EDLE 6327 PROFESSIONAL LEARNING COMMUNITIES RUBRIC

Term	Course Number	Course Title	Section	CourseWork Name	Assessment Tool (s)	Number of students that received this coursework	Number of students who have submitted this coursework	Number of students who have not submitted this coursework	Number of students who have been assessed for this coursework
Fall Semester 2017	EDLE 6327	Prof Learning Communities	E01	EDLE 6327 Five Year PLC Plan Fall 2017	EDLE 6327 Professional Learning Communities Rubric	26	24	2	24
Fall Semester 2017	EDLE 6327	Prof Learning Communities	E02	EDLE 6327 Five Year PLC Plan Fall 2017	EDLE 6327 Professional Learning Communities Rubric	15	15	0	15
Spring Semester 2018	EDLE 6327	Prof Learning Communities	E01	EDLE 6327 PLC Plan for Learning Assignment Spring 2018	EDLE 6327 Professional Learning Communities Rubric	29	29	0	29
Spring Semester 2018	EDLE 6327	Prof Learning Communities	E02	EDLE 6327 PLC Plan for Learning Assignment Spring 2018	EDLE 6327 Professional Learning Communities Rubric	32	28	4	27
Spring Semester 2018	EDLE 6327	Prof Learning Communities	E03	EDLE 6327 PLC Plan for Learning Assignment Spring 2018	EDLE 6327 Professional Learning Communities Rubric	23	22	1	21

THE TABLES BELOW CONTAIN AGGREGATE DATA FOR THE FORM : EDLE 6327 Professional Learning Communities Rubric: 1

EDLE 6327 Professional Learning Communities Assessment Tool															
Scoring Rubric	# Not Evident	% Not Evident	# Emerging	% Emerging	# Proficient	% Proficient	# Exemplary Proficient plus...	% Exemplary Proficient plus...	# No Response	% No Response	Total Response	Mean	Median	Mode	Standard Deviation
Analysis of existing PLCs (or collaborative/professional learning structures)															
GA ELS 3G	2	1.72%	3	2.59%	47	40.52%	64	55.17%	0	0%	116	3.5	4	4	0.63
Prioritized learning needs															
GA ELS 3B and 3C	0	0%	3	2.59%	22	18.97%	91	78.45%	0	0%	116	3.76	4	4	0.48
Implementation Plan for a PLC															
GA ELS 3H and 3I; 4G	1	0.86%	9	7.76%	49	42.24%	57	49.14%	0	0%	116	3.4	3	4	0.66
Presentation of Proposed PLC and Related Written Reports															
Professionalism	1	0.86%	3	2.59%	61	52.59%	51	43.97%	0	0%	116	3.41	3	3	0.58
Total/Percentage	4	0.86%	18	3.88%	179	38.58%	263	56.68%	0	0%	464				

EDLE 6329 CORE PROCESSES APPRAISAL AND REPORT

Term	Course Number	Course Title	Section	CourseWork Name	Assessment Tool (s)	Number of students that received this coursework	Number of students who have submitted this coursework	Number of students who have not submitted this coursework	Number of students who have been assessed for this coursework
Summer Semester 2017	EDLE 6329	School Ops. for Student Learn	E01	EDLE 6329 Core Processes Appraisal and Report Summer 2017	EDLE 6329 Core Processes Appraisal and Report	27	26	1	25
Summer Semester 2017	EDLE 6329	School Ops. for Student Learn	E02	EDLE 6329 Core Processes Appraisal and Report Summer 2017	EDLE 6329 Core Processes Appraisal and Report	21	19	2	17
Spring Semester 2018	EDLE 6329	School Ops. for Student Learn	E01	EDLE 6329 Core Processes Appraisal and Report Spring 2018	EDLE 6329 Core Processes Appraisal and Report	30	28	2	28
Spring Semester 2018	EDLE 6329	School Ops. for Student Learn	E02	EDLE 6329 Core Processes Appraisal and Report Spring 2018	EDLE 6329 Core Processes Appraisal and Report	22	21	1	21

THE TABLES BELOW CONTAIN AGGREGATE DATA FOR THE FORM : EDLE 6329 Core Processes Appraisal and Report

EDLE 6329 Core Processes Appraisal and Report

Scoring Rubric:	# Not Evident	% Not Evident	# Emerging	% Emerging	# Proficient	% Proficient	# Exemplary	% Exemplary	# No Response	% No Response	Total Response	Mean	Median	Mode	Standard Deviation
Overall Assessment of School Processes in Identified Areas	0	0%	1	1.1%	20	21.98%	70	76.92%	0	0%	91	3.76	4	4	0.45
Recommendations and Opportunities for Improvement	0	0%	2	2.2%	58	63.74%	31	34.07%	0	0%	91	3.32	3	3	0.51
Presentation and Coherence	0	0%	1	1.1%	31	34.07%	59	64.84%	0	0%	91	3.64	4	4	0.5
Data Collection/Clinical Work	0	0%	3	3.3%	30	32.97%	58	63.74%	0	0%	91	3.6	4	4	0.55
Total/Percentage	0	0%	7	1.92%	139	38.19%	218	59.89%	0	0%	364				

EDLE 6329 GEORGIA DOE LAPS ASSESSMENT RUBRIC

Term	Course Number	Course Title	Section	CourseWork Name	Assessment Tool (s)	Number of students that received this coursework	Number of students who have submitted this coursework	Number of students who have not submitted this coursework	Number of students who have been assessed for this coursework
Spring Semester 2018	EDLE 6329	School Ops. for Student Learn	E01	EDLE 6329 School Operations for Student Learning Spring 2018	EDLE 6329 Georgia DOE LAPS Assessment Rubric	30	29	1	29
Spring Semester 2018	EDLE 6329	School Ops. for Student Learn	E02	EDLE 6329 School Operations for Student Learning Spring 2018	EDLE 6329 Georgia DOE LAPS Assessment Rubric	22	21	1	21

THE TABLES BELOW CONTAIN AGGREGATE DATA FOR THE FORM : EDLE 6329 Georgia DOE LAPS Assessment Rubric															
EDLE 6329 Georgia DOE LAPS Assessment Rubric															
1	# Not Evident	% Not Evident	# Emerging	% Emerging	# Proficient	% Proficient	# Exemplary	% Exemplary	# No Response	% No Response	Total Response	Mean	Median	Mode	Standard Deviation
Overall Assessment of Performance Indicators and Course Activities	1	2%	0	0%	0	0%	49	98%	0	0%	50	3.94	4	4	0.42
Total/Percentage	1	2%	0	0%	0	0%	49	98%	0	0%	50				
2	# Not Evident	% Not Evident	# Emerging	% Emerging	# Proficient	% Proficient	# Exemplary	% Exemplary	# No Response	% No Response	Total Response	Mean	Median	Mode	Standard Deviation
Recommendations and Opportunities for Improvement Plan	1	2%	0	0%	0	0%	49	98%	0	0%	50	3.94	4	4	0.42
Total/Percentage	1	2%	0	0%	0	0%	49	98%	0	0%	50				
3	# Not Evident	% Not Evident	# Emerging	% Emerging	# Proficient	% Proficient	# Exemplary	% Exemplary	# No Response	% No Response	Total Response	Mean	Median	Mode	Standard Deviation
Presentation and Coherence	1	2%	0	0%	0	0%	49	98%	0	0%	50	3.94	4	4	0.42
Total/Percentage	1	2%	0	0%	0	0%	49	98%	0	0%	50				

EDLE 6341 USING DATA TO IMPROVE THE SCHOOL

Term	Course Number	Course Title	Section	CourseWork Name	Assessment Tool (s)	Number of students that received this coursework	Number of students who have submitted this coursework	Number of students who have not submitted this coursework	Number of students who have been assessed for this coursework
Summer Semester 2017	EDLE 6341	Using Data to Improve the Sch	E01	EDLE 6341 Data Informed Instructional Leadership Summer 2017	EDLE 6341 -- Using Data to Improve the School	22	22	0	22
Summer Semester 2017	EDLE 6341	Using Data to Improve the Sch	E01	EDLE 6341 Data Informed Instructional Leadership Summer 2017	EDLE 6341 -- Using Data to Improve the School	1	1	0	1
Fall Semester 2017	EDLE 6341	Using Data to Improve the Sch	E01	EDLE 6341 Data Informed Instructional Leadership Fall 2017	EDLE 6341 -- Using Data to Improve the School	27	18	9	18
Fall Semester 2017	EDLE 6341	Using Data to Improve the Sch	E02	EDLE 6341 Data Informed Instructional Leadership Fall 2017	EDLE 6341 -- Using Data to Improve the School	22	18	4	18
Spring Semester 2018	EDLE 6341	Using Data to Improve the Sch	E01	EDLE 6341 Data Informed Instructional Leadership Assignment Spring 2018	EDLE 6341 -- Using Data to Improve the School	30	30	0	30
Spring Semester 2018	EDLE 6341	Using Data to Improve the Sch	E02	EDLE 6341 Data Informed Instructional Leadership Assignment Spring 2018	EDLE 6341 -- Using Data to Improve the School	23	23	0	23

THE TABLES BELOW CONTAIN AGGREGATE DATA FOR THE FORM : EDLE 6341 -- Using Data to Improve the School

EDLE 6341 -- Using Data to Improve the School															
Scoring Rubric:	# Not Evident	% Not Evident	# Emerging	% Emerging	# Proficient	% Proficient	# Exemplary Proficient plus...	% Exemplary Proficient plus...	# No Response	% No Response	Total Response	Mean	Median	Mode	Standard Deviation
Critical examination of existing School Improvement Plan															
GA ELS 1B	1	0.84%	13	10.92%	43	36.13%	62	52.1%	0	0%	119	3.39	4	4	0.71
Data Profile															
GA ELS 1B and 2D	2	1.68%	21	17.65%	42	35.29%	54	45.38%	0	0%	119	3.24	3	4	0.8
Facilitation of Problem-Solving Cycle															
GA ELS 1B and 2D	4	3.36%	11	9.24%	35	29.41%	69	57.98%	0	0%	119	3.42	4	4	0.79
Draft Improvement Plan															
GA ELS 1B and 2D	5	4.2%	16	13.45%	22	18.49%	76	63.87%	0	0%	119	3.42	4	4	0.87
Presentation of written reports															
Professionalism	1	0.84%	6	5.04%	55	46.22%	57	47.9%	0	0%	119	3.41	3	4	0.63
Total/Percentage	13	2.18%	67	11.26%	197	33.11%	318	53.45%	0	0%	595				

EDLE 6341 GEORGIA DOE LAPS ASSESSMENT RUBRIC

Term	Course Number	Course Title	Section	CourseWork Name	Assessment Tool (s)	Number of students that received this coursework	Number of students who have submitted this coursework	Number of students who have not submitted this coursework	Number of students who have been assessed for this coursework
Spring Semester 2018	EDLE 6341	Using Data to Improve the Sch	E01	EDLE 6341 Using Data to Improve Schools Spring 2018	EDLE 6341 Georgia DOE LAPS Assessment Rubric	30	30	0	30
Spring Semester 2018	EDLE 6341	Using Data to Improve the Sch	E02	EDLE 6341 Using Data to Improve Schools Spring 2018	EDLE 6341 Georgia DOE LAPS Assessment Rubric	23	23	0	23

THE TABLES BELOW CONTAIN AGGREGATE DATA FOR THE FORM : EDLE 6341 Georgia DOE LAPS Assessment Rubric																
EDLE 6341 Georgia DOE LAPS Assessment Rubric																
1	# Not Evident	% Not Evident	# Emerging	% Emerging	# Proficient	% Proficient	# Exemplary	% Exemplary	# No Response	% No Response	Total Response	Mean	Median	Mode	Standard Deviation	
Overall Assessment of Performance Indicators and Course Activities	2	3.77%	0	0%	15	28.3%	36	67.92%	0	0%	53	3.6	4	4	0.68	
Total/Percentage	2	3.77%	0	0%	15	28.3%	36	67.92%	0	0%	53					
2	# Not Evident	% Not Evident	# Emerging	% Emerging	# Proficient	% Proficient	# Exemplary	% Exemplary	# No Response	% No Response	Total Response	Mean	Median	Mode	Standard Deviation	
Recommendations and Opportunities for Improvement Plan	2	3.77%	0	0%	11	20.75%	40	75.47%	0	0%	53	3.68	4	4	0.67	
Total/Percentage	2	3.77%	0	0%	11	20.75%	40	75.47%	0	0%	53					
3	# Not Evident	% Not Evident	# Emerging	% Emerging	# Proficient	% Proficient	# Exemplary	% Exemplary	# No Response	% No Response	Total Response	Mean	Median	Mode	Standard Deviation	
Presentation and Coherence	2	3.77%	0	0%	3	5.66%	48	90.57%	0	0%	53	3.83	4	4	0.61	
Total/Percentage	2	3.77%	0	0%	3	5.66%	48	90.57%	0	0%	53					

EDLE 7312 COMMUNICATIONS AUDIT AND REPORT

Term	Course Number	Course Title	Section	CourseWork Name	Assessment Tool (s)	Number of students that received this coursework	Number of students who have submitted this coursework	Number of students who have not submitted this coursework	Number of students who have been assessed for this coursework
Fall Semester 2017	EDLE 7312	School & Comm Engagement	E01	EDLE 7312 Communications Audit and Report Fall 2017	EDLE 7312 Communications Audit and Report	33	33	0	33
Fall Semester 2017	EDLE 7312	School & Comm Engagement	E02	EDLE 7312 Communications Audit and Report Fall 2017	EDLE 7312 Communications Audit and Report	31	31	0	31
Spring Semester 2018	EDLE 7312	School & Comm Engagement	E01	EDLE 7312 Communications Audit and Report Spring 2018	EDLE 7312 Communications Audit and Report	28	28	0	28

THE TABLES BELOW CONTAIN AGGREGATE DATA FOR THE FORM : EDLE 7312 Communications Audit and Report

EDLE 7312 Communications Audit and Report

Scoring Rubric:	# Not Evident	% Not Evident	# Emerging	% Emerging	# Proficient	% Proficient	# Exemplary	% Exemplary	# No Response	% No Response	Total Response	Mean	Median	Mode	Standard Deviation
Overall Assessment of School Communication Strategies	0	0%	10	10.99%	34	37.36%	47	51.65%	1	1.09%	91	3.41	4	4	0.68
Recommendations and Opportunities for Improvement	1	1.1%	11	12.09%	36	39.56%	43	47.25%	1	1.09%	91	3.33	3	4	0.73
Presentation and Coherence	1	1.1%	7	7.69%	35	38.46%	48	52.75%	1	1.09%	91	3.43	4	4	0.68
Data Collection/Clinical Work	0	0%	4	4.4%	38	41.76%	49	53.85%	1	1.09%	91	3.49	4	4	0.58
Total/Percentage	2	0.55%	32	8.79%	143	39.29%	187	51.37%	4	1.09%	364				

EDLE 7312 GEORGIA DOE LAPS ASSESSMENT RUBRIC

Term	Course Number	Course Title	Section	CourseWork Name	Assessment Tool (s)	Number of students that received this coursework	Number of students who have submitted this coursework	Number of students who have not submitted this coursework	Number of students who have been assessed for this coursework
Spring Semester 2018	EDLE 7312	School & Comm Engagement	E01	EDLE 7312 Schools and Community Engagement Spring 2018	EDLE 7312 Georgia DOE LAPS Assessment Rubric	28	28	0	28

THE TABLES BELOW CONTAIN AGGREGATE DATA FOR THE FORM : EDLE 7312 Georgia DOE LAPS Assessment Rubric															
EDLE 7312 Georgia DOE LAPS Assessment Rubric															
	# Not Evident	% Not Evident	# Emerging	% Emerging	# Proficient	% Proficient	# Exemplary	% Exemplary	# No Response	% No Response	Total Response	Mean	Median	Mode	Standard Deviation
1															
Overall Assessment of Performance Indicators and Course Activities	0	0%	0	0%	10	35.71%	18	64.29%	0	0%	28	3.64	4	4	0.48
Total/Percentage	0	0%	0	0%	10	35.71%	18	64.29%	0	0%	28				
2															
Recommendations and Opportunities for Improvement Plan	0	0%	0	0%	8	28.57%	20	71.43%	0	0%	28	3.71	4	4	0.45
Total/Percentage	0	0%	0	0%	8	28.57%	20	71.43%	0	0%	28				
3															
Presentation and Coherence	0	0%	1	3.57%	1	3.57%	26	92.86%	0	0%	28	3.89	4	4	0.41
Total/Percentage	0	0%	1	3.57%	1	3.57%	26	92.86%	0	0%	28				

EDLE 8301 EDUCATIONAL LEADERSHIP RESIDENCY LAB I PART 2: DEVELOPING A VISION RUBRIC

Term	Course Number	Course Title	Section	CourseWork Name	Assessment Tool (s)	Number of students that received this coursework	Number of students who have submitted this coursework	Number of students who have not submitted this coursework	Number of students who have been assessed for this coursework
Summer Semester 2017	EDLE 8301	Ed. Leadership Residency Lab	91D	EDLE 8301: ILA Vision Assignment Summer 2017	EDLE 8301: Educational Leadership Residency Lab I PART 2:Developing a Vision Rubric	12	12	0	12
Summer Semester 2017	EDLE 8301	Ed. Leadership Residency Lab	92D	EDLE 8301: ILA Vision Assignment Summer 2017	EDLE 8301: Educational Leadership Residency Lab I PART 2:Developing a Vision Rubric	14	14	0	14
Fall Semester 2017	EDLE 8301	Ed. Leadership Residency Lab	91D	EDLE 8301: ILA Vision Assignment Fall 2017	EDLE 8301: Educational Leadership Residency Lab I PART 2:Developing a Vision Rubric	10	9	1	9

THE TABLES BELOW CONTAIN AGGREGATE DATA FOR THE FORM : EDLE 8301: Educational Leadership Residency Lab I PART 2:Developing a Vision Rubric: EDLE 8301 Vision Rubric															
EDLE 8301: Educational Leadership Residency Lab I PART 2: Developing a Vision															
Objective/Criteria	# Not Evident	% Not Evident	# Emerging	% Emerging	# Proficient	% Proficient	# Exemplary	% Exemplary	# No Response	% No Response	Total Response	Mean	Median	Mode	Standard Deviation
Leadership Vision	0	0%	3	8.57%	11	31.43%	21	60%	0	0%	35	3.51	4	4	0.65
Development of Shared Vision	0	0%	4	11.43%	12	34.29%	19	54.29%	0	0%	35	3.43	4	4	0.69
Written Assignment	0	0%	6	17.14%	13	37.14%	16	45.71%	0	0%	35	3.29	3	4	0.74
Narrative writing skills/references	0	0%	2	5.71%	18	51.43%	15	42.86%	0	0%	35	3.37	3	3	0.59
Total/Percentage	0	0%	15	10.71%	54	38.57%	71	50.71%	0	0%	140				

EDLE 8302 ILA LITERATURE REVIEW RUBRIC

Term	Course Number	Course Title	Section	CourseWork Name	Assessment Tool (s)	Number of students that received this coursework	Number of students who have submitted this coursework	Number of students who have not submitted this coursework	Number of students who have been assessed for this coursework
Summer Semester 2017	EDLE 8302	Ed. Leadership Resid. Lab II	91D	EDLE 8302 ILA Literature Review Assignment Summer 2017	EDLE 8302 ILA Literature Review Rubric	17	17	0	17
Summer Semester 2017	EDLE 8302	Ed. Leadership Resid. Lab II	92D	EDLE 8302 ILA Literature Review Assignment Summer 2017	EDLE 8302 ILA Literature Review Rubric	12	11	1	11
Summer Semester 2017	EDLE 8303	Ed. Leadership Resid. Lab III	92D	8303 ILA Literature Review Assignment Summer 2017	EDLE 8302 ILA Literature Review Rubric	1	0	1	0
Fall Semester 2017	EDLE 8302	Ed. Leadership Resid. Lab II	91D	EDLE 8302 ILA Literature Review Assignment Fall 2017	EDLE 8302 ILA Literature Review Rubric	14	14	0	14
Fall Semester 2017	EDLE 8302	Ed. Leadership Resid. Lab II	92D	EDLE 8302 ILA Literature Review Assignment Fall 2017	EDLE 8302 ILA Literature Review Rubric	14	13	1	13

THE TABLES BELOW CONTAIN AGGREGATE DATA FOR THE FORM : EDLE 8302 ILA Literature Review Rubric: EDLE 8302 Rubric

EDLE 8302: Educational Leadership Residency Lab II

Rubric	# Not Evident Quality does not meet minimal criteria/requirements as outlined in the rubric and ILA Research expectations AND:	% Not Evident Quality does not meet minimal criteria/requirements as outlined in the rubric and ILA Research expectations AND:	# Emerging Quality meets most minimal criteria/requirements as outlined in the rubric and ILA Research expectations AND:	% Emerging Quality meets most minimal criteria/requirements as outlined in the rubric and ILA Research expectations AND:	# Proficient Quality meets ALL minimal criteria/requirements as outlined in the rubric and ILA Research expectations AND:	% Proficient Quality meets ALL minimal criteria/requirements as outlined in the rubric and ILA Research expectations AND:	# Exemplary Quality exceeds ALL minimal criteria/requirements as outlined in the rubric and ILA Research expectations AND:	% Exemplary Quality exceeds ALL minimal criteria/requirements as outlined in the rubric and ILA Research expectations AND:	# No Response	% No Response	Total Response	Mean	Median	Mode	Standard Deviation
Introduction to SMART, Research Question(s) and Literature Review.	0	0%	0	0%	15	27.27%	40	72.73%	0	0%	55	3.73	4	4	0.45
Analysis/Synthesis of Relevant Points of Literature as Related to Candidate's Topic	0	0%	2	3.64%	25	45.45%	28	50.91%	0	0%	55	3.47	4	4	0.57
Description of Patterns Based on Research Outcomes (expected and unexpected)	0	0%	2	3.64%	27	49.09%	26	47.27%	0	0%	55	3.44	3	3	0.56
Conclusion: Includes summary, application, and work with PLC	0	0%	1	1.82%	18	32.73%	36	65.45%	0	0%	55	3.64	4	4	0.52
Scholarly Writing / Use of APA Format: (APA 6th Edition)	0	0%	1	1.82%	20	36.36%	34	61.82%	0	0%	55	3.6	4	4	0.53
Total/Percentage	0	0%	6	2.18%	105	38.18%	164	59.64%	0	0%	275				

EDLE 8303 RESIDENCY LAB III ILA ACTION PLAN SUMMATIVE RUBRIC

Term	Course Number	Course Title	Section	CourseWork Name	Assessment Tool (s)	Number of students that received this coursework	Number of students who have submitted this coursework	Number of students who have not submitted this coursework	Number of students who have been assessed for this coursework
Fall Semester 2017	EDLE 8303	Ed. Leadership Resid. Lab III	91D	EDLE 8303 Residency Lab III - ILA Action Plan Summative Assignment Fall 2017	EDLE 8303 Residency Lab III ILA Action Plan Summative Rubric	17	17	0	17
Fall Semester 2017	EDLE 8303	Ed. Leadership Resid. Lab III	92D	EDLE 8303 Residency Lab III - ILA Action Plan Summative Assignment Fall 2017	EDLE 8303 Residency Lab III ILA Action Plan Summative Rubric	11	11	0	11
Spring Semester 2018	EDLE 8302	Ed. Leadership Resid. Lab II	91D	EDLE 8303 Residency Lab III - ILA Action Plan Summative Assignment Spring 2018	EDLE 8303 Residency Lab III ILA Action Plan Summative Rubric	8	8	0	8
Spring Semester 2018	EDLE 8303	Ed. Leadership Resid. Lab III	91D	EDLE 8303 Residency Lab III - ILA Action Plan Summative Assignment Spring 2018	EDLE 8303 Residency Lab III ILA Action Plan Summative Rubric	15	14	1	14
Spring Semester 2018	EDLE 8303	Ed. Leadership Resid. Lab III	92D	EDLE 8303 Residency Lab III - ILA Action Plan Summative Assignment Spring 2018	EDLE 8303 Residency Lab III ILA Action Plan Summative Rubric	14	14	0	14

THE TABLES BELOW CONTAIN AGGREGATE DATA FOR THE FORM : EDLE 8303 Residency Lab III ILA Action Plan Summative Rubric: EDLE 8303 Residency Lab III

EDLE 8303 Educational Leadership Residency Lab III - ILA Action Plan Summative Rubric

Rubric	# Not Evident	% Not Evident	# Emerging	% Emerging	# Proficient	% Proficient	# Exemplary	% Exemplary	# No Response	% No Response	Total Response	Mean	Median	Mode	Standard Deviation
SMART Goal Goal reflects analyzed data and focuses on instructional practices for improvement.	0	0%	1	1.56%	6	9.38%	57	89.06%	0	0%	64	3.88	4	4	0.38
Plan Description Includes detailed description of rationale for the plan that will improve teaching and learning of every teacher and student.	0	0%	0	0%	12	18.75%	52	81.25%	0	0%	64	3.81	4	4	0.39
Description of Activities Includes clear, research based strategies to address areas for improvement.	0	0%	2	3.17%	10	15.87%	51	80.95%	1	1.56%	63	3.78	4	4	0.49
Action Steps Provides actionable, practice-based steps for implementation of identified strategies.	0	0%	4	6.25%	8	12.5%	52	81.25%	0	0%	64	3.75	4	4	0.56
Evidence, Artifacts, Monitoring Steps, & Timeline Monitoring is clearly in place with the support of the PLC.	11	17.19%	3	4.69%	14	21.88%	36	56.25%	0	0%	64	3.17	4	4	1.13
Total/Percentage	11	3.45%	10	3.13%	50	15.67%	248	77.74%	1	0.31%	319				

EDLE 8304 DESIGNING HIGH PERFORMING ORGANIZATIONS RUBRIC

6.23.17

Term	Course Number	Course Title	Section	CourseWork Name	Assessment Tool (s)	Number of students that received this coursework	Number of students who have submitted this coursework	Number of students who have not submitted this coursework	Number of students who have been assessed for this coursework
Summer Semester 2017	EDLE 8304	Ldshp for Org Change & Imp	E01	EDLE 8304 Designing High-Performing Organizations Assignment Summer 2017	EDLE 8304 Designing High Performing Organizations Rubric 6.23.17	35	32	3	31
Fall Semester 2017	EDLE 8304	Ldshp for Org Change & Imp	E01	EDLE 8304 Designing High-Performing Organizations Assignment Fall 2017	EDLE 8304 Designing High Performing Organizations Rubric 6.23.17	34	33	1	33

THE TABLES BELOW CONTAIN AGGREGATE DATA FOR THE FORM : EDLE 8304 Designing High Performing Organizations Rubric 6.23.17

EDLE 8304 Designing High Performing Organizations Rubric 6.23.17

Objective/Criteria	# Not Evident	% Not Evident	# Emerging	% Emerging	# Proficient	% Proficient	# Exemplary	% Exemplary	# No Response	% No Response	Total Response	Mean	Median	Mode	Standard Deviation
	Quality does not meet minimal criteria/requirements as outlined in the rubric and assignment details AND:	Quality does not meet minimal criteria/requirements as outlined in the rubric and assignment details AND:	Quality meets most minimal criteria/requirements as outlined in the rubric and assignment details AND:	Quality meets most minimal criteria/requirements as outlined in the rubric and assignment details AND:	Quality meets ALL minimal criteria/requirements as outlined in the rubric and assignment details AND:	Quality meets ALL minimal criteria/requirements as outlined in the rubric and assignment details AND:	Quality exceeds ALL minimal criteria/requirements as outlined in the rubric and assignment details	Quality exceeds ALL minimal criteria/requirements as outlined in the rubric and assignment details							
Introduction of the targeted problem area that will meet individual needs of students	0	0%	5	7.81%	19	29.69%	40	62.5%	0	0%	64	3.55	4	4	0.64
Solutions based on change literature and collaboration	1	1.56%	6	9.38%	21	32.81%	36	56.25%	0	0%	64	3.44	4	4	0.73
Conclusion includes specific strategies to address student learning	0	0%	7	10.94%	22	34.38%	35	54.69%	0	0%	64	3.44	4	4	0.68
Clarity of report	0	0%	5	7.81%	21	32.81%	38	59.38%	0	0%	64	3.52	4	4	0.64
Total/Percentage	1	0.39%	23	8.98%	83	32.42%	149	58.2%	0	0%	256				

EDLE 8305 TALENT MANAGEMENT REPORT SCORING RUBRIC

Term	Course Number	Course Title	Section	CourseWork Name	Assessment Tool (s)	Number of students that received this coursework	Number of students who have submitted this coursework	Number of students who have not submitted this coursework	Number of students who have been assessed for this coursework
Summer Semester 2017	EDLE 8305	Eff. Mgnt to Promote Stud Lea	E01	EDLE 8305 Talent Management Report Assignment Summer 2017	EDLE 8305 Talent Management Report Scoring Rubric	30	30	0	30
Summer Semester 2017	EDLE 8305	Eff. Mgnt to Promote Stud Lea	E02	EDLE 8305 Talent Management Report Assignment Summer 2017	EDLE 8305 Talent Management Report Scoring Rubric	21	21	0	21
Spring Semester 2018	EDLE 8305	Eff. Mgnt to Promote Stud Lea	E01	EDLE 8305 Talent Management Report Spring 2018	EDLE 8305 Talent Management Report Scoring Rubric	23	23	0	23

THE TABLES BELOW CONTAIN AGGREGATE DATA FOR THE FORM : EDLE 8305 Talent Management Report Scoring Rubric: 1

Objective															
Rubric:	# Not Evident	% Not Evident	# Emerging	% Emerging	# Proficient	% Proficient	# Exemplary	% Exemplary	# No Response	% No Response	Total Response	Mean	Median	Mode	Standard Deviation
Evidence of efficient and effective administration of human resources to create a strong professional culture of highly performing faculty	0	0%	0	0%	16	21.62%	58	78.38%	0	0%	74	3.78	4	4	0.41
Recommendations and opportunities for improvement based on needs, assessment data, and local, state, and federal requirements	3	4.05%	0	0%	15	20.27%	56	75.68%	0	0%	74	3.68	4	4	0.68
Presentation and coherence	0	0%	1	1.35%	15	20.27%	58	78.38%	0	0%	74	3.77	4	4	0.45
Sustainability and strategies for improvement	1	1.35%	1	1.35%	14	18.92%	58	78.38%	0	0%	74	3.74	4	4	0.55
Total/Percentage	4	1.35%	2	0.68%	60	20.27%	230	77.7%	0	0%	296				

EDLE 8306 COMPREHENSIVE SCHOOL DATA PROFILE

Term	Course Number	Course Title	Section	CourseWork Name	Assessment Tool (s)	Number of students that received this coursework	Number of students who have submitted this coursework	Number of students who have not submitted this coursework	Number of students who have been assessed for this coursework
Fall Semester 2017	EDLE 8306	Inst Leadership for Improving	E01	EDLE 8306 Comprehensive School Data Profile Fall 2017	EDLE 8306 Comprehensive School Data Profile	30	29	1	29
Fall Semester 2017	EDLE 8306	Inst Leadership for Improving	E02	EDLE 8306 Comprehensive School Data Profile Fall 2017	EDLE 8306 Comprehensive School Data Profile	11	11	0	11
Spring Semester 2018	EDLE 8306	Inst Leadership for Improving	E01	EDLE 8306 Comprehensive School Data Profile Assignment Spring 2018	EDLE 8306 Comprehensive School Data Profile	24	23	1	23

THE TABLES BELOW CONTAIN AGGREGATE DATA FOR THE FORM : EDLE 8306 Comprehensive School Data Profile: EDLE 8306 Comprehensive School Data Profile

EDLE 8306 Comprehensive School Data Profile															
Rubric	# Not Evident	% Not Evident	# Emerging	% Emerging	# Proficient	% Proficient	# Exemplary	% Exemplary	# No Response	% No Response	Total Response	Mean	Median	Mode	Standard Deviation
Data Profile	0	0%	7	11.11%	21	33.33%	35	55.56%	0	0%	63	3.44	4	4	0.68
Strengths & Areas for Improvement	0	0%	6	9.52%	23	36.51%	34	53.97%	0	0%	63	3.44	4	4	0.66
Root Cause Analysis	1	1.59%	10	15.87%	20	31.75%	32	50.79%	0	0%	63	3.32	4	4	0.79
Narrative data description	0	0%	11	17.46%	20	31.75%	32	50.79%	0	0%	63	3.33	4	4	0.76
Writing style and Conventions	0	0%	5	7.94%	31	49.21%	27	42.86%	0	0%	63	3.35	3	3	0.62
Total/Percentage	1	0.32%	39	12.38%	115	36.51%	160	50.79%	0	0%	315				

EDLE 8329 EQUITY LEADERSHIP PROJECT SCORING RUBRIC

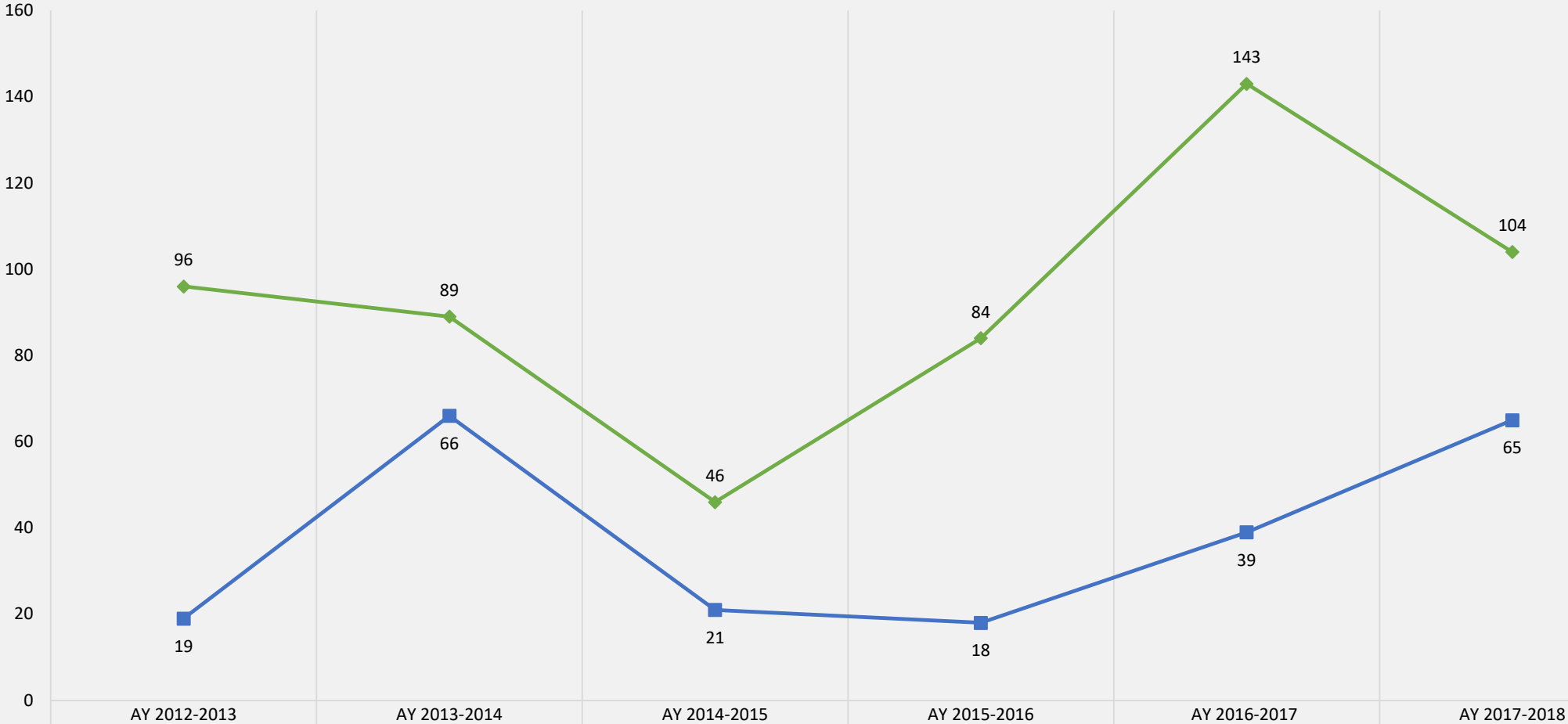
Term	Course Number	Course Title	Section	CourseWork Name	Assessment Tool (s)	Number of students that received this coursework	Number of students who have submitted this coursework	Number of students who have not submitted this coursework	Number of students who have been assessed for this coursework
Fall Semester 2017	EDLE 8329	Schl Ldrshp-Pluralstc/Dvrs So	E01	EDLE 8329 Equity Leadership Project Assignment Fall 2017	EDLE 8329 Equity Leadership Project Scoring Rubric	33	28	5	28
Spring Semester 2018	EDLE 8329	Schl Ldrshp-Pluralstc/Dvrs So	E01	EDLE 8329 Equity Leadership Project Spring 2018	EDLE 8329 Equity Leadership Project Scoring Rubric	26	25	1	25

THE TABLES BELOW CONTAIN AGGREGATE DATA FOR THE FORM : EDLE 8329 Equity Leadership Project Scoring Rubric: 1

EDLE 8329 Equity Leadership Project Scoring Rubric															
Objective	# Not Evident	% Not Evident	# Emerging	% Emerging	# Proficient	% Proficient	# Exemplary	% Exemplary	# No Response	% No Response	Total Response	Mean	Median	Mode	Standard Deviation
Varied sources of data inform audit	0	0%	0	0%	0	0%	53	100%	0	0%	53	4	4	4	0
GA ELS 4D	0	0%	0	0%	0	0%	53	100%	0	0%	53	4	4	4	0
Audit report addresses values, beliefs, and underlying assumptions related to diverse communities	0	0%	0	0%	0	0%	53	100%	0	0%	53	4	4	4	0
GA ELS 4H and 4J	0	0%	0	0%	0	0%	53	100%	0	0%	53	4	4	4	0
Audit Report includes appropriate and relevant recommendations	0	0%	0	0%	0	0%	53	100%	0	0%	53	4	4	4	0
GA ELS 1B and 2D	0	0%	0	0%	0	0%	53	100%	0	0%	53	4	4	4	0
Presentation of data and written reports	0	0%	0	0%	0	0%	53	100%	0	0%	53	4	4	4	0
Professionalism	0	0%	0	0%	0	0%	53	100%	0	0%	53	4	4	4	0
Total/Percentage	0	0%	0	0%	0	0%	212	100%	0	0%	212				

ENROLLMENT AND GRADUATION TREND DATA

ED.S. EDUCATIONAL LEADERSHIP ENROLLMENT AND GRADUATE DATA TRENDS FOR FISCAL YEARS 2012-2018



ENROLLED
GRADUATES

96
19

89
66

46
21

84
18

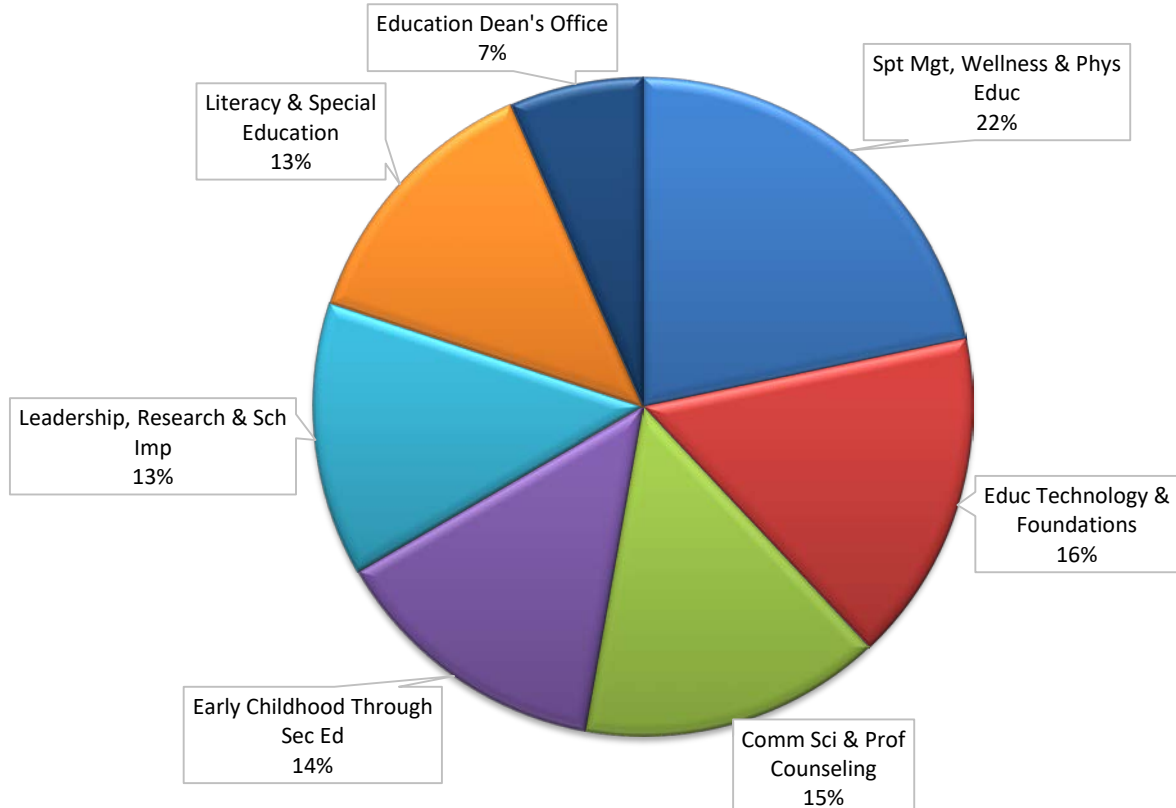
143
39

104
65

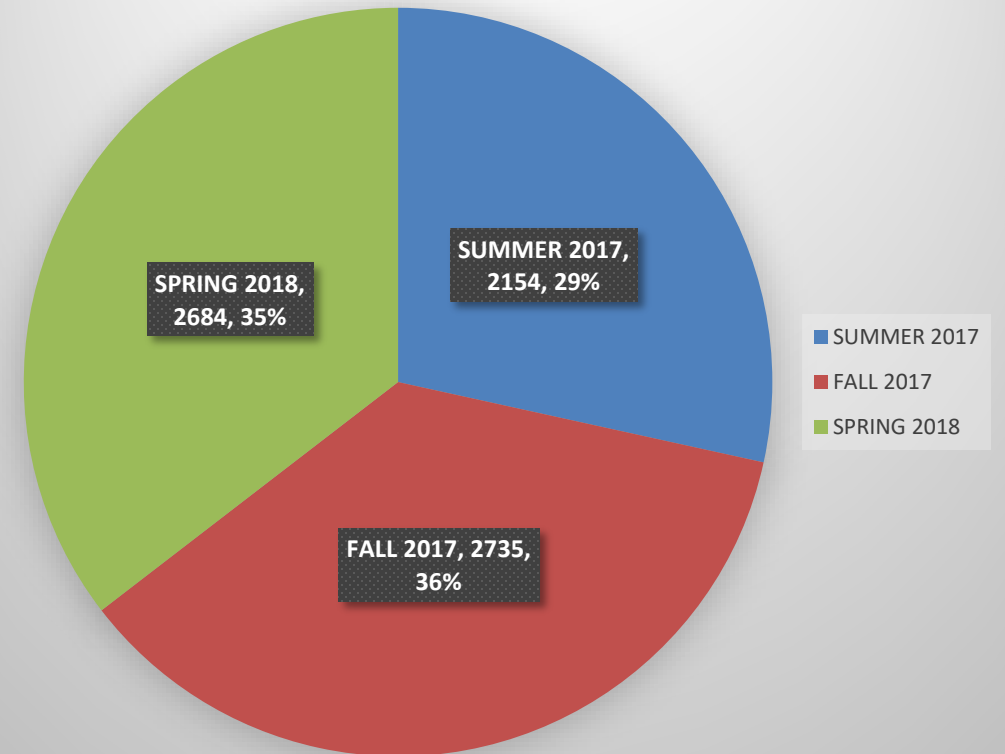
CREDIT HOUR PRODUCTION

TERM	SUMMER 2017			FALL 2017			SPRING 2018			Total by ROWS		
	ENRL	MAX_ENRL	CRED_HRS	ENRL	MAX_ENRL	CRED_HRS	ENRL	MAX_ENRL	CRED_HRS	ENRL	MAX_ENRL	CRED_HRS
Spt Mgt, Wellness & Phys Educ	456	622	1226	2054	2202	5050	2309	2432	5932	4819	5256	12208
Educ Technology & Foundations	854	921	2562	1111	1090	3333	1093	1221	3279	3058	3232	9174
Comm Sci & Prof Counseling	614	893	1922	1093	1453	3377	996	1410	3044	2703	3756	8343
Early Childhood Through Sec Ed	363	478	1059	1217	1856	3238	1225	1732	3475	2805	4066	7772
Leadership, Research & Sch Imp	743	914	2154	939	1094	2735	921	1136	2684	2603	3144	7573
Literacy & Special Education	425	610	1192	1068	1536	3181	1071	1594	3140	2564	3740	7513
Education Dean's Office	148	199	444	525	545	1575	557	615	1671	1230	1359	3690
Total by COLUMNS	3603	4637	10559	8007	9776	22489	8172	10140	23225	19782	24553	56273

CREDIT HOUR PRODUCTION FOR AY 18 FOR COLLEGE OF EDUCATION



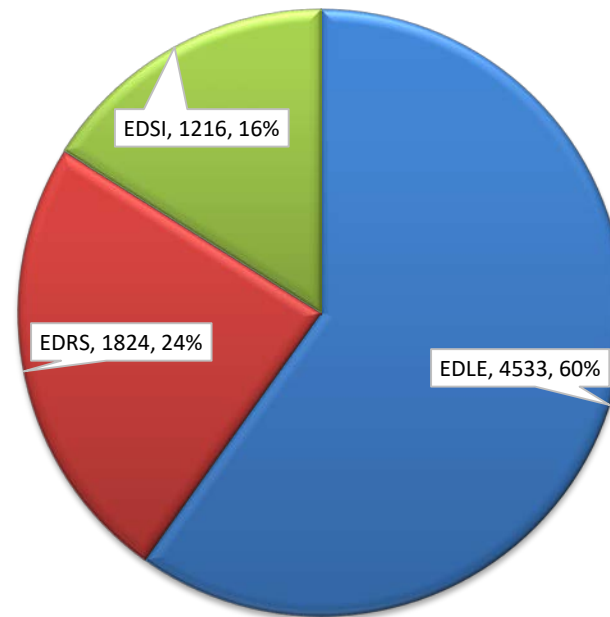
CREDIT HOUR PRODUCTION FOR LEADERSHIP, RESEARCH & SCHOOL IMPROVEMENT



CREDIT HOUR PRODUCTION

TERM	SUMMER 2017			FALL 2017			SPRING 2018			Total by ROWS		
	ENRL	MAX_ENRL	CRED_HRS	ENRL	MAX_ENRL	CRED_HRS	ENRL	MAX_ENRL	CRED_HRS	ENRL	MAX_ENRL	CRED_HRS
EDLE	453	560	1359	518	595	1554	540	648	1620	1511	1803	4533
EDRS	139	148	417	239	265	717	230	315	690	608	728	1824
EDSI	151	206	378	182	234	464	151	173	374	484	613	1216
Total by COLUMNS	743	914	2154	939	1094	2735	921	1136	2684	2603	3144	7573

TOTAL CREDIT HOUR PRODUCTION BY SUBJECT FOR AY 2017 - 2018



■ EDLE ■ EDRS ■ EDSI

EDUCATIONAL LEADERSHIP GACE SCORES

Test Name	Statewide			Program		
	# of Examinees	# Passing	% Pass	# of Examinees	# Passing	% Pass
301 Educational Leadership						
Total						
Total	782	678	87	58	58	100

Test Name	Variables	Average Scaled Score		# of Examinees		# of Selected Response Questions	Average Percentage Correct		# of Constructed Response Points Possible
		State	Program	State	Program		State	Program	
301 Educational Leadership	Total	263.11	272.48	782	58				
	T1S1					17		73.63	77.89
	1. ORGANIZES AND SUPPORTS KEY STAKEHOLDERS TO DEVELOP THE DISTRICT'S VISION, MISSION, AND GOALS					7		67.94	73.4
	2. UTILIZES MULTIPLE DATA SOURCES TO MONITOR AND EVALUATE PROGRESS TOWARD THE EDUCATIONAL VISION					5		80.2	79.66
	3. ENGAGES STAKEHOLDERS TO PROMOTE PROGRESS TOWARD IDENTIFIED SCHOOL AND DISTRICT GOALS					5		75.01	82.41
	T1S2					21 - 22		72.88	79.35
	1. DEVELOPS AND SUSTAINS AN ENVIRONMENT THAT PROMOTES HIGH STANDARDS FOR ALL STAFF AND STUDENTS					5		74.96	80.69
	2. PLANS AND IMPLEMENTS AN INSTRUCTIONAL PROGRAM THAT ALIGNS RESEARCH-BASED PRINCIPLES WITH GEORGIA'S CURRICULUM STANDARDS					5		79.46	87.24
	3. DESIGNS AND ASSESSES EFFECTIVE INSTRUCTION THAT REFLECTS RESEARCH-BASED PRACTICES					6 - 7		72.13	80.21
	4. ENCOURAGES CONTINUOUS IMPROVEMENT THROUGH SCHOOL AND DISTRICT PROFESSIONAL DEVELOPMENT					5		64.86	68.62
	T1S3					16		76.77	81.57
	1. MANAGES OPERATIONS, PROGRAMS, AND SERVICES TO ENSURE A SAFE AND EFFICIENT ENVIRONMENT					5		71.07	75.86
	2. UNDERSTANDS THE FUNDAMENTAL ELEMENTS OF A BUDGET AND MANAGES FACILITY MAINTENANCE					6		75.26	81.32
	3. MANAGES PERSONNEL TO MAINTAIN THE HIGHEST LEVEL OF PERFORMANCE					5		84.27	87.59
	T1S4					12 - 13		76.11	79.94
	1. PROMOTES STAKEHOLDER INVOLVEMENT THROUGH VARIED AND EFFECTIVE COLLABORATION					6		81.05	84.77
	2. UTILIZES EFFECTIVE COMMUNICATION TECHNIQUES WHEN WORKING WITH STAKEHOLDERS					6 - 7		71.74	75.7
	T1S5					13		75.77	80.11