



**PREPARING  
EXEMPLARY  
PRACTITIONERS**

FIELD-BASED  
INQUIRY  
PROFESSIONAL  
EXCELLENCE  
BETTERMENT  
OF SOCIETY

Adaptive • Proactive • Decisive • Leading • Reflective • Inquisitive  
Knowledgeable • Collaborative • Empathetic • Culturally Sensitive

# DATA PROGRAM REPORT

## **B.S. HEALTH AND COMMUNITY WELLNESS**

The University of West Georgia  
Summer 2017 | Fall 2017 | Spring 2018

Prepared by:

Katherine Fontanella, Assessment Program Specialist

Megan Landers, Graduate Assistant

# GOALS FOR IMPROVEMENT 2017-2018

Directions: Review progress toward 2017-2018 goals data found in this annual report. Complete the table and consider the results of your efforts as you plan for 2018-2019. Record your progress (BLUE form) at <https://goo.gl/forms/KZGjMrMlsV7jvP4B2>

To record 2018-2019 goals, please click here (RED form): <https://goo.gl/forms/S9M8BZP60UbYPWfm1>

HEALTH AND COMMUNITY WELLNESS B.S. SMART	STRATEGY(IES) YOUR PROGRAM WILL USE TO ACHIEVE THIS GOAL	PROGRESS	DATA USED TO INFORM RESPONSES	STRATEGIC IMPERATIVE	PLANS TO GROW PROGRAM	DISTICTIVE FEATURES
By October 31, 2017, develop rubrics for key assessments (CMWL 4102 Service Learning Dossier assignment and PHED 3220 Program Planning and Assessment assignment).	Recruitment of pre-majors through activity nights and email, high school fair, and COE major fair. These initiatives will be led by both faculty and current majors.		Copy of the rubrics	Bridgette Stewart and Gina Brandenburg will work collaboratively to develop each rubric. We will ask our department chair to review for edits once complete.	<ol style="list-style-type: none"> <li>1. Develop marketing strategies to promote the program on the Newnan campus (Summer 2018)</li> <li>2. Obtain National Wellness Institute accreditation (Fall 2018)</li> <li>3. Increase community involvement opportunities (Fall 2018)</li> <li>4. Conduct an open session for all students to come learn more about the CMWL program (twice a semester – starting Spring 2018)</li> <li>5. Develop a promotional video through UCM (Fall 2018)</li> </ol>	
By October 31, 2017, develop the comprehensive exam and end of program survey for all CMWL majors.			Copy of the exam and the survey	Each faculty member will be asked to develop five questions from their class. They will submit their questions to the program coordinator, who will then review each question before typing up the final version of the exam.		
At least 85% of graduating seniors will score a passing grade (70% minimum) on the comprehensive exam.			Exam scores	Fall 2017 will be the first time this exam will be completed.		

# PHED 3220 HEALTH EDUCATION/PROMOTION RUBRIC

Term	Course Number	Course Title	Section	Course Work Due date	CourseWork Name	Assessment Tool (s)	Number of students that received this coursework	Number of students who have submitted this coursework	Number of students who have not submitted this coursework	Number of students who have been assessed for this coursework
Fall Semester 2017	PHED 3220	Health Prom, Ed, and Prog Eva	01	2017-11-19	PHED 3220 Health Education/Promotion Assignment Fall 2017	PHED 3220 Health Education/Promotion Rubric 9.30.17	35	35	0	35
Spring Semester 2018	PHED 3220	Health Prom, Ed, and Prog Eva	01	2018-05-14	PHED 3220 Health Education/Promotion Assignment Spring 2018	PHED 3220 Health Education/Promotion Rubric 9.30.17	31	30	1	30

## THE TABLES BELOW CONTAIN AGGREGATE DATA FOR THE FORM : PHED 3220 Health Education/Promotion Rubric 9.30.17

### PHED 3220 Health Education/Promotion Rubric 9.30.17

Performance Indicators	# Inadequate	% Inadequate	# Needs Improvement	% Needs Improvement	# Meets Expectations	% Meets Expectations	# Exceeds Expectations	% Exceeds Expectations	# No Response	% No Response	Total Response	Mean	Median	Mode	Standard Deviation
Program Rationale and Description (2-3 pages)	1	1.54%	10	15.38%	39	60%	15	23.08%	0	0%	65	3.05	3	3	0.67
Goals and Objectives (1/2 page)	1	1.54%	17	26.15%	34	52.31%	13	20%	0	0%	65	2.91	3	3	0.72
Planning Committee (1/2 to 1 page)	0	0%	7	10.77%	35	53.85%	23	35.38%	0	0%	65	3.25	3	3	0.63
Theoretical Framework (1 to 2 pages)	2	3.12%	9	14.06%	32	50%	21	32.81%	1	1.54%	64	3.12	3	3	0.76
Interventions (1 to 2 pages)	3	4.62%	5	7.69%	46	70.77%	11	16.92%	0	0%	65	3	3	3	0.66
Implementation Timeline (1 page)	4	6.15%	2	3.08%	46	70.77%	13	20%	0	0%	65	3.05	3	3	0.69
Marketing Plan (1 to 2 pages)	5	7.69%	4	6.15%	47	72.31%	9	13.85%	0	0%	65	2.92	3	3	0.71
Evaluation and measurement plan (1 page)	4	6.15%	13	20%	36	55.38%	12	18.46%	0	0%	65	2.86	3	3	0.78
Budget and Narrative(1 to 2 pages)	4	6.15%	13	20%	36	55.38%	12	18.46%	0	0%	65	2.86	3	3	0.78
References	4	6.15%	16	24.62%	37	56.92%	8	12.31%	0	0%	65	2.75	3	3	0.74
Grammar and spelling	2	3.12%	16	25%	38	59.38%	8	12.5%	1	1.54%	64	2.81	3	3	0.68
<b>Total/Percentage</b>	<b>30</b>	<b>4.21%</b>	<b>112</b>	<b>15.71%</b>	<b>426</b>	<b>59.75%</b>	<b>145</b>	<b>20.34%</b>	<b>2</b>	<b>0.28%</b>	<b>713</b>				

# PHED 3220 PROFESSIONAL DISPOSITIONS RUBRIC

Term	Course Number	Course Title	Section	Course Work Due date	Course Work Name	Assessment Tool (s)	Number of students that received this coursework	Number of students who have submitted this coursework	Number of students who have not submitted this coursework	Number of students who have been assessed for this coursework
Fall Semester 2017	PHED 3220	Health Prom, Ed, and Prog Eva	01	2017-12-15	PHED 3220 Professional Dispositions Assignment Fall 2017	PHED 3220 Professional Dispositions Rubric	17	17	0	17
Spring Semester 2018	PHED 3220	Health Prom, Ed, and Prog Eva	01	2018-05-14	PHED 3220 Professional Dispositions Assignment Spring 2018	PHED 3220 Professional Dispositions Rubric	31	12	19	12

## THE TABLES BELOW CONTAIN AGGREGATE DATA FOR THE FORM : PHED 3220 Professional Dispositions Rubric

### PHED 3220 Professional Dispositions Rubric

Professional dispositions should be demonstrated in all courses, volunteer and observation experiences, and other settings in which the student represents the university. In order for students to continue in the program, student

disposition evaluations must be as follows:

	# Unsatisfactory	% Unsatisfactory	# Satisfactory	% Satisfactory	# Proficient	% Proficient	# Exemplary	% Exemplary	# No Response	% No Response	Total Response	Mean	Median	Mode	Standard Deviation
Attendance	5	10.64%	17	36.17%	18	38.3%	7	14.89%	0	0%	47	2.57	3	3	0.87
Class Preparation	5	10.64%	10	21.28%	28	59.57%	4	8.51%	0	0%	47	2.66	3	3	0.78
Appearance	0	0%	8	17.02%	34	72.34%	5	10.64%	0	0%	47	2.94	3	3	0.52
Communication	0	0%	19	40.43%	24	51.06%	4	8.51%	0	0%	47	2.68	3	3	0.62
Diversity	0	0%	2	4.26%	42	89.36%	3	6.38%	0	0%	47	3.02	3	3	0.33
Responsive and Reaction	0	0%	2	4.26%	39	82.98%	6	12.77%	0	0%	47	3.09	3	3	0.4
Participation	1	2.13%	23	48.94%	19	40.43%	4	8.51%	0	0%	47	2.55	2	2	0.68
Total/Percentage	11	3.34%	81	24.62%	204	62.01%	33	10.03%	0	0%	329				
	# Do not recommend continuation in the program	% Do not recommend continuation in the program	# Recommend continuation in program with reservations	% Recommend continuation in program with reservations	# Recommend continuation in the program	% Recommend continuation in the program	# No Response	% No Response	Total Response						
Please Select	0	0%	3	6.98%	40	93.02%	4	8.51%	43						

# CMWL 4102 SERVICE LEARNING RUBRIC

Term	Course Number	Course Title	Course Work				Number of students that received this coursework	Number of students who have submitted this coursework	Number of students who have not submitted this coursework	Number of students who have been assessed for this coursework
			Section	Due date	Course Work Name	Assessment Tool (s)				
Fall Semester 2017	CMWL 4102	Serv Learn in Hlth & Comm Wel	01	2017-12-03	CMWL 4102 Service Learning Assignment Fall 2017	CMWL 4102 Service Learning Rubric 9.30.17	29	29	0	29
Spring Semester 2018	CMWL 4102	Serv Learn in Hlth & Comm Wel	01	2018-05-14	CMWL 4102 Service Learning Assignment Spring 2018	CMWL 4102 Service Learning Rubric 9.30.17	29	26	3	29

## THE TABLES BELOW CONTAIN AGGREGATE DATA FOR THE FORM : CMWL 4102 Service Learning Rubric 9.30.17

### CMWL 4102 Service Learning Rubric 9.30.17

Performance Indicators	# Inadequate	% Inadequate	# Needs Improvement	% Needs Improvement	# Meets Expectations	% Meets Expectations	# Exceeds Expectations	% Exceeds Expectations	# No Response	% No Response	Total Response	Mean	Median	Mode	Standard Deviation
Background Information	3	5.17%	0	0%	7	12.07%	48	82.76%	0	0%	58	3.72	4	4	0.71
Student Learning Goals and Objectives	3	5.17%	1	1.72%	9	15.52%	45	77.59%	0	0%	58	3.66	4	4	0.76
Mission	3	5.17%	0	0%	1	1.72%	54	93.1%	0	0%	58	3.83	4	4	0.67
Program Goals and Objectives	4	6.9%	1	1.72%	10	17.24%	43	74.14%	0	0%	58	3.59	4	4	0.83
Checklist and Action Plan	4	6.9%	0	0%	9	15.52%	45	77.59%	0	0%	58	3.64	4	4	0.8
Indirect and Direct services	5	8.62%	0	0%	13	22.41%	40	68.97%	0	0%	58	3.52	4	4	0.88
Journal Entries	6	10.53%	4	7.02%	10	17.54%	37	64.91%	1	1.72%	57	3.37	4	4	1
Letter to Self	5	8.62%	0	0%	4	6.9%	49	84.48%	0	0%	58	3.67	4	4	0.86
Evaluation from Community Partner	12	20.69%	1	1.72%	5	8.62%	40	68.97%	0	0%	58	3.26	4	4	1.21
Project log of time spent in project	4	6.9%	2	3.45%	4	6.9%	48	82.76%	0	0%	58	3.66	4	4	0.84
Final reflection – The Mirror	5	8.62%	1	1.72%	5	8.62%	47	81.03%	0	0%	58	3.62	4	4	0.89
Final reflection – The Microscope	5	8.62%	1	1.72%	6	10.34%	46	79.31%	0	0%	58	3.6	4	4	0.89
Final reflection – The Binoculars	5	8.62%	1	1.72%	7	12.07%	45	77.59%	0	0%	58	3.59	4	4	0.89
Presentation	8	13.79%	1	1.72%	0	0%	49	84.48%	0	0%	58	3.55	4	4	1.05
<b>Total/Percentage</b>	<b>72</b>	<b>8.88%</b>	<b>13</b>	<b>1.6%</b>	<b>90</b>	<b>11.1%</b>	<b>636</b>	<b>78.42%</b>	<b>1</b>	<b>0.12%</b>	<b>811</b>				

# CMWL 4102 PROFESSIONAL DISPOSITIONS RUBRIC

Term	Course Number	Course Title	Course Work		Assessment Tool (s)	Number of students that received this coursework	Number of students who have submitted this coursework	Number of students who have not submitted this coursework	Number of students who have been assessed for this coursework	
			Section	Due date						
Fall Semester 2017	CMWL 4102	Serv Learn in Hlth & Comm Wel	01	2017-12-15	CMWL 4102 Professional Dispositions Assignment Fall 2017	CMWL 4102 Professional Dispositions Rubric	29	28	1	28
Spring Semester 2018	CMWL 4102	Serv Learn in Hlth & Comm Wel	01	2018-05-14	CMWL 4102 Professional Dispositions Assignment Spring 2018	CMWL 4102 Professional Dispositions Rubric	15	9	6	9

## THE TABLES BELOW CONTAIN AGGREGATE DATA FOR THE FORM : CMWL 4102 Professional Dispositions Rubric

### CMWL 4102 Professional Dispositions Rubric

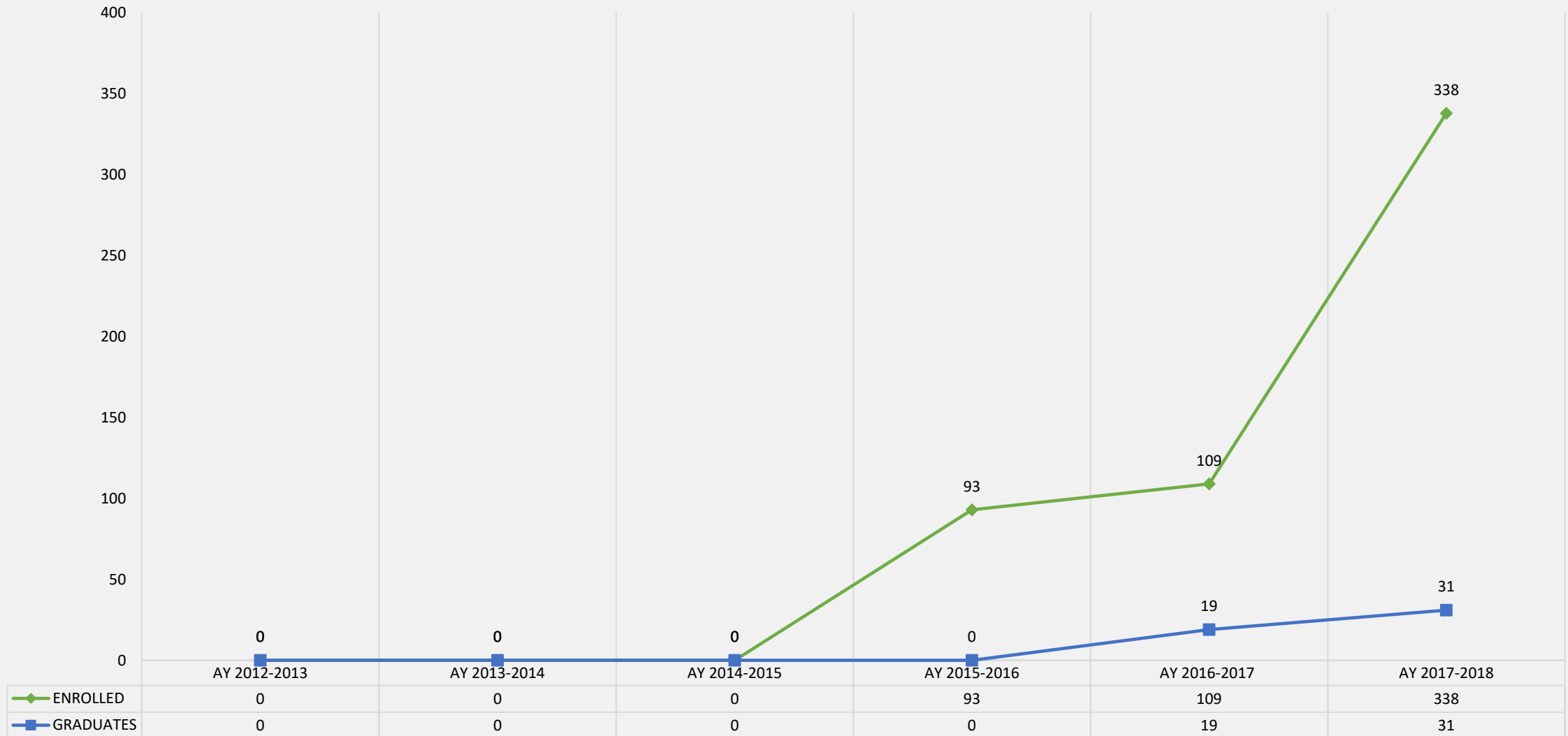
Professional dispositions should be demonstrated in all courses, volunteer and observation experiences, and other settings in which the student represents the university. In order for students to continue in the program, student

disposition evaluations must be as follows:

	# Unsatisfactory	% Unsatisfactory	# Satisfactory	% Satisfactory	# Proficient	% Proficient	# Exemplary	% Exemplary	# No Response	% No Response	Total Response	Mean	Median	Mode	Standard Deviation
Attendance	6	13.95%	18	41.86%	18	41.86%	1	2.33%	0	0%	43	2.33	2	2	0.74
Class Preparation	6	13.95%	22	51.16%	15	34.88%	0	0%	0	0%	43	2.21	2	2	0.67
Appearance	0	0%	12	27.91%	29	67.44%	2	4.65%	0	0%	43	2.77	3	3	0.52
Communication	0	0%	20	46.51%	23	53.49%	0	0%	0	0%	43	2.53	3	3	0.5
Diversity	0	0%	3	6.98%	39	90.7%	1	2.33%	0	0%	43	2.95	3	3	0.3
Responsive and Reaction	1	2.33%	4	9.3%	38	88.37%	0	0%	0	0%	43	2.86	3	3	0.41
Participation	2	4.65%	22	51.16%	18	41.86%	1	2.33%	0	0%	43	2.42	2	2	0.62
Total/Percentage	15	4.98%	101	33.55%	180	59.8%	5	1.66%	0	0%	301				
	# Do not recommend continuation in the program	% Do not recommend continuation in the program	# Recommend continuation in program with reservations	% Recommend continuation in program with reservations	# Recommend continuation in the program	% Recommend continuation in the program	# No Response	% No Response	Total Response						
Please Select	0	0%	5	11.63%	38	88.37%	0	0%	43						

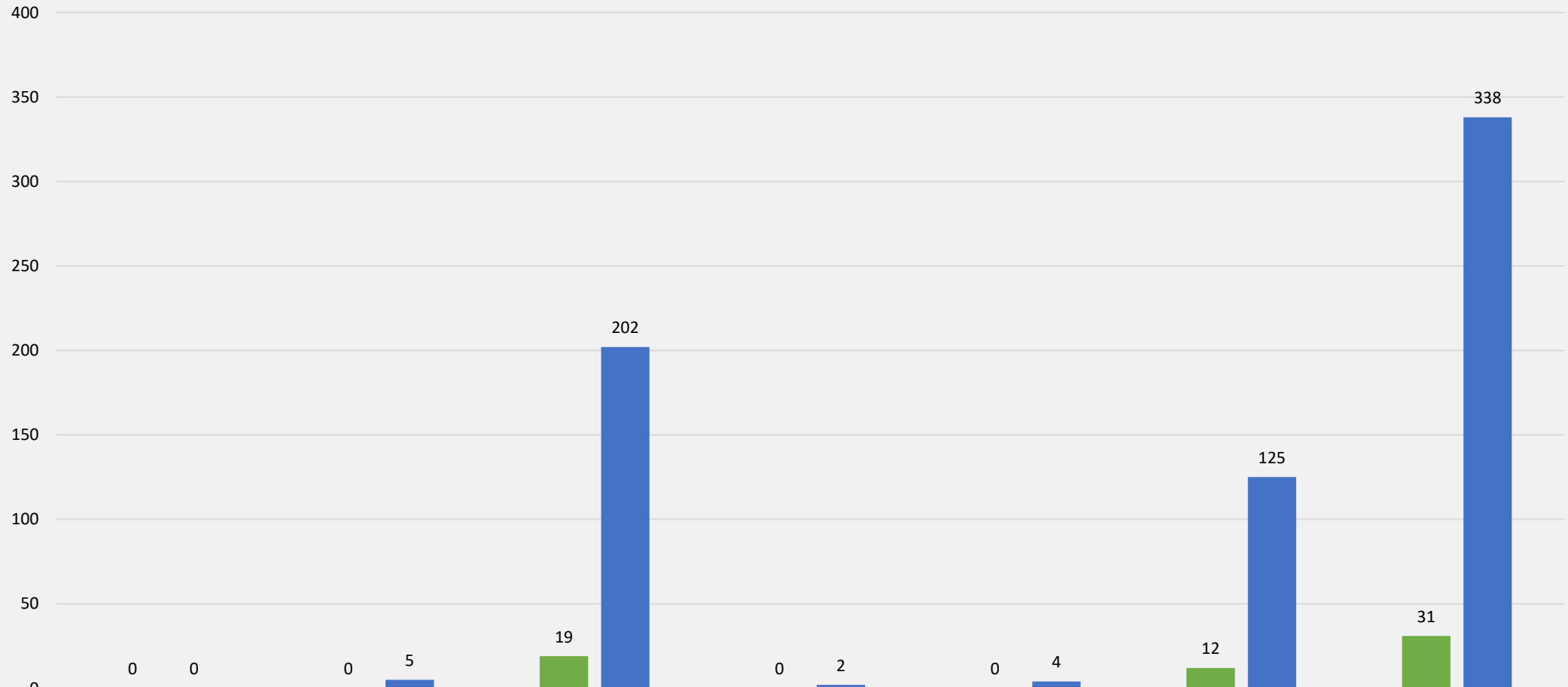
# ENROLLMENT & GRADUATE DATA TRENDS

## B.S. HEALTH & COMMUNITY WELLNESS ENROLLMENT AND GRADUATE DATA TRENDS



# RACE – GRADUATES AND ENROLLED MAJORS FOR ACADEMIC YEAR 2017-2018

RACE - B.S. HEALTH & COMMUNITY WELLNESS FOR GRADUATES AND ENROLLED MAJORS FOR AY 2017-2018



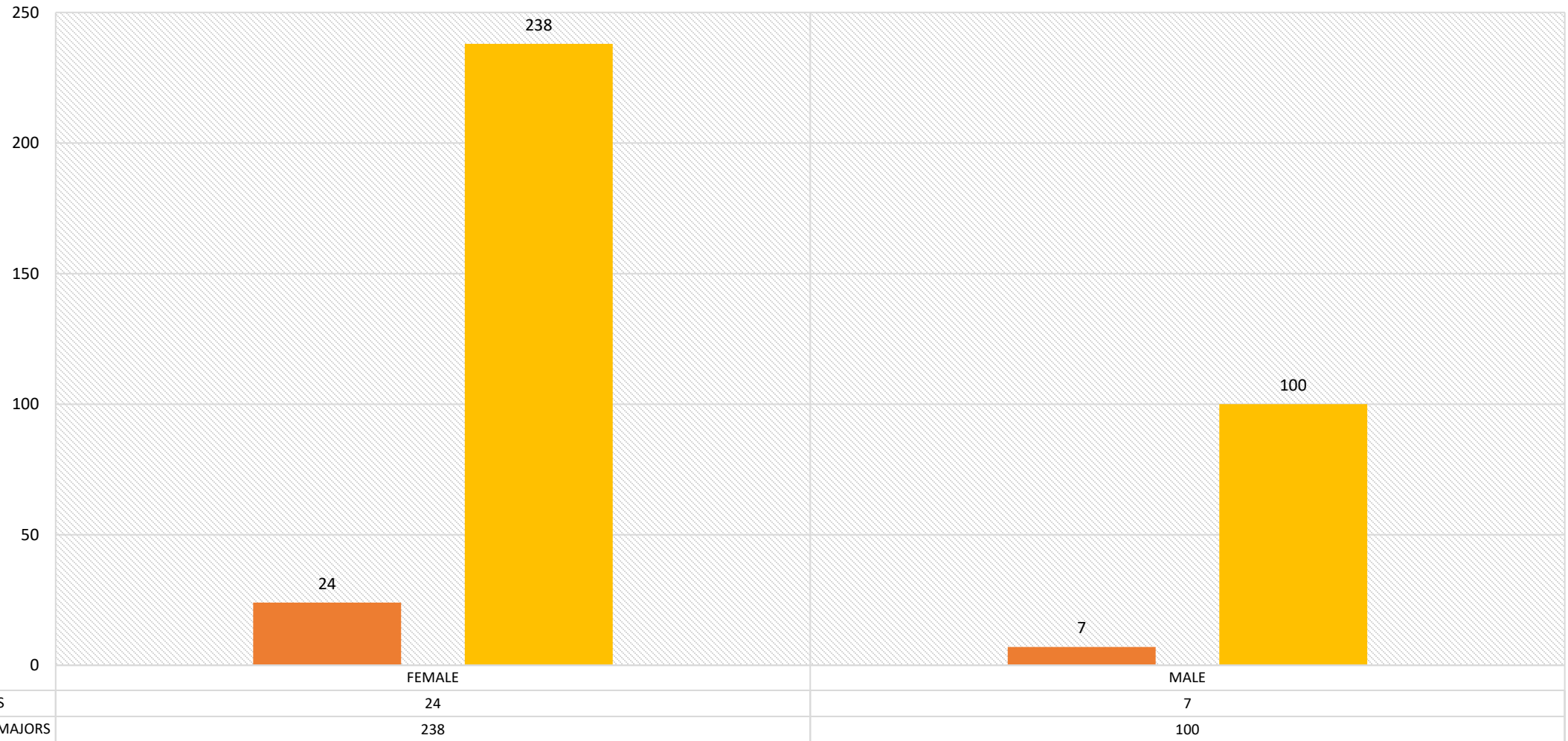
GRADUATES  
ENROLLED MAJORS

	AMERICAN INDIAN OR ALASKAN NATIVE	ASIAN	BLACK	NATIVE HAWAIIAN OR PACIFIC ISLANDER	UNKNOWN	WHITE	TOTAL
GRADUATES	0	0	19	0	0	12	31
ENROLLED MAJORS	0	5	202	2	4	125	338



# GENDER – GRADUATES AND ENROLLED MAJORS FOR ACADEMIC YEAR 2017-2018

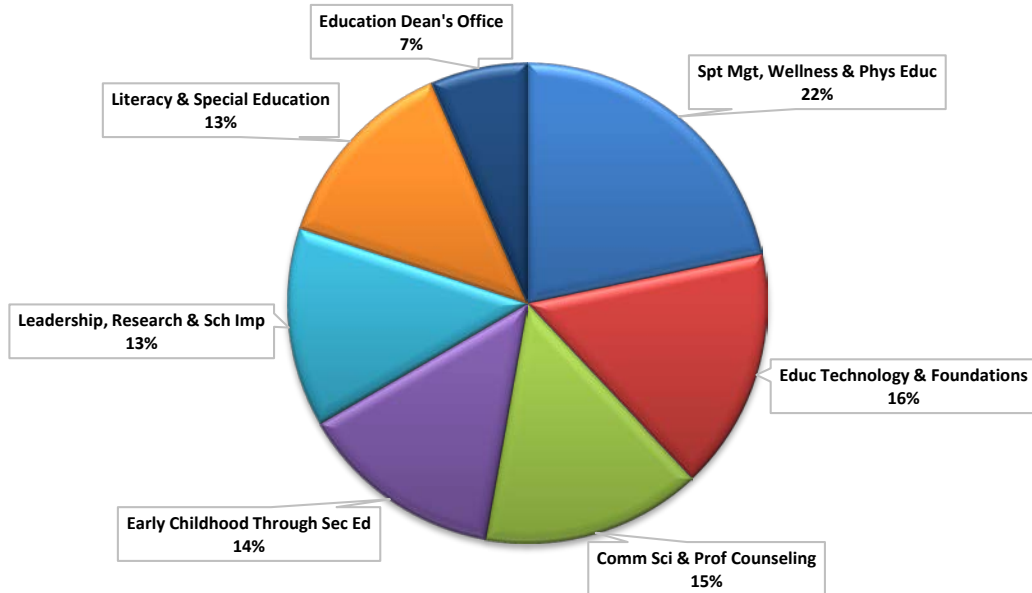
## GENDER - B.S. HEALTH & COMMUNITY WELLNESS FOR GRADUATES AND ENROLLED MAJORS FOR AY 2017-2018



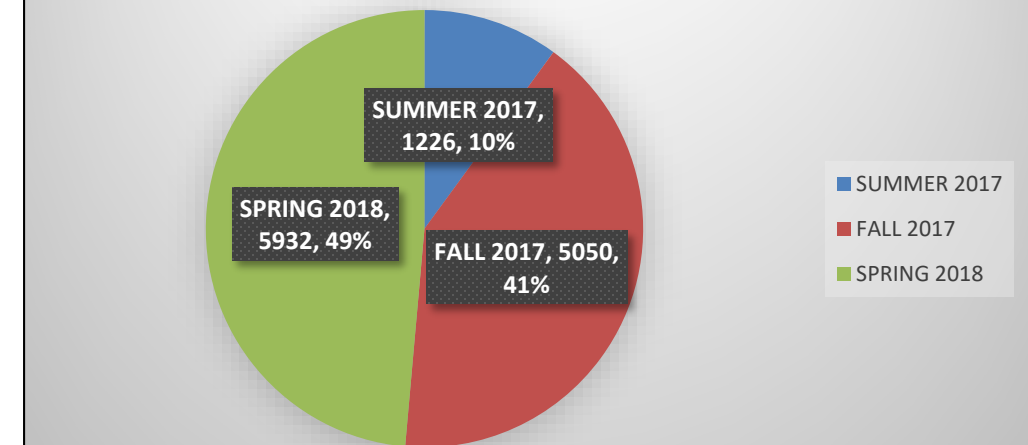
# CREDIT HOUR PRODUCTION

TERM	SUMMER 2017			FALL 2017			SPRING 2018			Total by ROWS		
DEPT	ENRL	MAX_ENRL	CRED_HRS	ENRL	MAX_ENRL	CRED_HRS	ENRL	MAX_ENRL	CRED_HRS	ENRL	MAX_ENRL	CRED_HRS
Spt Mgt, Wellness & Phys Educ	456	622	1226	2054	2202	5050	2309	2432	5932	4819	5256	12208
Educ Technology & Foundations	854	921	2562	1111	1090	3333	1093	1221	3279	3058	3232	9174
Comm Sci & Prof Counseling	614	893	1922	1093	1453	3377	996	1410	3044	2703	3756	8343
Early Childhood Through Sec Ed	363	478	1059	1217	1856	3238	1225	1732	3475	2805	4066	7772
Leadership, Research & Sch Imp	743	914	2154	939	1094	2735	921	1136	2684	2603	3144	7573
Literacy & Special Education	425	610	1192	1068	1536	3181	1071	1594	3140	2564	3740	7513
Education Dean's Office	148	199	444	525	545	1575	557	615	1671	1230	1359	3690
<b>Total by COLUMNS</b>	<b>3603</b>	<b>4637</b>	<b>10559</b>	<b>8007</b>	<b>9776</b>	<b>22489</b>	<b>8172</b>	<b>10140</b>	<b>23225</b>	<b>19782</b>	<b>24553</b>	<b>56273</b>

## CREDIT HOUR PRODUCTION FOR AY 18 FOR COLLEGE OF EDUCATION



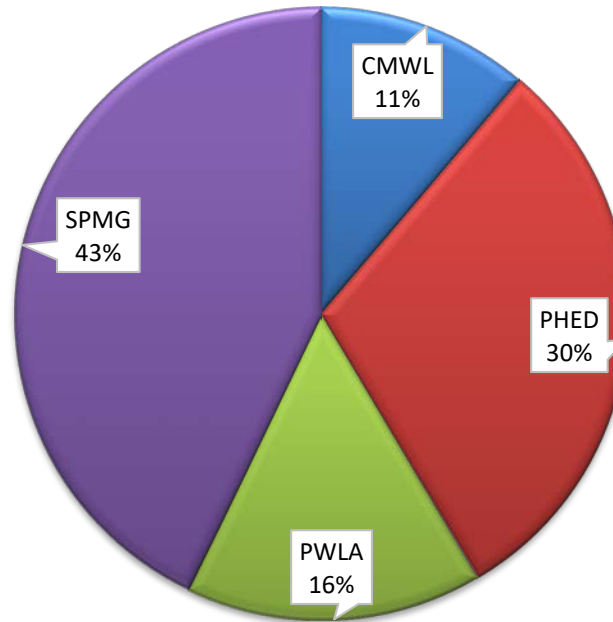
## CREDIT HOUR PRODUCTION FOR SPORT MANAGEMENT, WELLNESS, AND PHYSICAL EDUCATION FOR AY 18



# CREDIT HOUR PRODUCTION

TERM	SUMMER 2017			FALL 2017			SPRING 2018			Total by ROWS		
SUBJ	ENRL	MAX_ENRL	CRED_HRS	ENRL	MAX_ENRL	CRED_HRS	ENRL	MAX_ENRL	CRED_HRS	ENRL	MAX_ENRL	CRED_HRS
CMWL	67	76	174	150	157	393	295	295	800	512	528	1367
PHED	114	116	299	629	723	1676	615	664	1720	1358	1503	3695
PWLA	138	174	216	601	620	860	608	664	841	1347	1458	1917
SPMG	137	256	537	674	702	2121	791	809	2571	1602	1767	5229
Total by COLUMNS	456	622	1226	2054	2202	5050	2309	2432	5932	4819	5256	12208

TOTAL CREDIT HOUR PRODUCTION BY SUBJECT FOR AY 2017 - 2018



■ CMWL ■ PHED ■ PWLA ■ SPMG