



**PREPARING  
EXEMPLARY  
PRACTITIONERS**

FIELD-BASED  
INQUIRY  
PROFESSIONAL  
EXCELLENCE  
BETTERMENT  
OF SOCIETY

Adaptive • Proactive • Decisive • Leading • Reflective • Inquisitive  
Knowledgeable • Collaborative • Empathetic • Culturally Sensitive

# DATA PROGRAM REPORT

## Ed.S. MEDIA IN MEDIA SPECIALIST

The University of West Georgia

Fall 2016 | Spring 2017 | Summer 2017

Fall 2017 | Spring 2018 | Summer 2018

Prepared by:

Katherine Fontanella, Assessment Program Specialist

Megan Landers, Graduate Assistant

# GOALS FOR IMPROVEMENT 2017-2018

Directions: Review progress toward 2017-2018 goals data found in this annual report. Complete the table and consider the results of your efforts as you plan for 2018-2019. Record your progress at <https://goo.gl/forms/KZGjMrMIsV7jvP4B2>

To record 2018-2019 goals, please click here: <https://goo.gl/forms/S9M8BZP60UbYPWfm1>

Media (Media Specialist), Ed.S. SMART	STRATEGY(IES) YOUR PROGRAM WILL USE TO ACHIEVE THIS GOAL	PROGRESS	DATA USED TO INFORM RESPONSES	STRATEGIC IMPERATIVE	PLANS TO GROW PROGRAM	DISTICTIVE FEATURES
By end of Spring 2018 term, ensure that course content and requirements are appropriate for candidates from both inside and outside the state of Georgia and US.	Identify the states/countries where candidates reside. Then examine the specific state/country requirements for school library media certification. Develop matrix to document correlation between identified state/country standards with course requirements.		Annual increase of at least 2% in out of state/country candidates.	Operational Success	From goal 1, ensure that course content and requirements are appropriate for candidates from both inside and outside the state of Georgia and US. Participation in state, regional, and national conferences. Ongoing review of courses.	Our faculty are experienced school library media specialists, as well as experienced faculty. The Ed.S. in Media, School Library Concentration, for school library media candidates already certified as Media Specialist, is not offered by some peer institutions.
By end of Spring 2018 term for Summer 2018 implementation, create and implement an online orientation module to be utilized in each SLM course as a required module.	Develop an online module to orient students to the program.		Information from end of program survey and faculty observation.	Student Success		
By end of Spring 2018 term, transition the SLM wiki to a web format (such as Weebly or Google Sites).	Create a publicly accessible site to inform potential candidates and current students about policies and procedures in the SLM program.		The University has continued its move toward elimination of Wikispaces licensing.	Operational Success		

MEDT COURSE COMPREHENSIVE AND  
AGGREGATE DATA FOR FALL 2016, SPRING 2017 AND  
SUMMER 2017

# MEDT 7469 (SLM) ED.S. DISPOSITION RUBRIC

Term	Course Number	Course Title	Section	CourseWork Name	Assessment Tool (s)	Number of students that received this coursework	Number of students who have submitted this coursework	Number of students who have not submitted this coursework	Number of students who have been assessed for this coursework
Spring Semester 2017	MEDT 7469	Superv of Schl Libr Media Pro	N01	MEDT 7469 Dispositions Self-Assessment Assignment Spring 2017	MEDT 7469 (SLM) Ed.S. Disposition Rubric	28	28	0	28

## THE TABLES BELOW CONTAIN AGGREGATE DATA FOR THE FORM : MEDT 7469 (SLM) Ed.S. Disposition Rubric

### MEDT SLM Disposition Rubric

Professional Dispositions and Behaviors	# Unacceptable	% Unacceptable	# Developing	% Developing	# Proficient	% Proficient	# Exemplary	% Exemplary	# No Response	% No Response	Total Response	Mean	Median	Mode	Standard Deviation
Professionalism: Punctuality	0	0%	1	3.57%	13	46.43%	14	50%	0	0%	28	3.46	3.5	4	0.57
Professionalism: Preparation	0	0%	9	32.14%	9	32.14%	10	35.71%	0	0%	28	3.04	3	4	0.82
Professionalism: Professional Demeanor	0	0%	0	0%	8	28.57%	20	71.43%	0	0%	28	3.71	4	4	0.45
Professionalism: Responsive and Adaptive	0	0%	0	0%	11	39.29%	17	60.71%	0	0%	28	3.61	4	4	0.49
Professionalism: Ethical and Honest	0	0%	0	0%	10	35.71%	18	64.29%	0	0%	28	3.64	4	4	0.48
Communication: Verbal Communication	0	0%	0	0%	15	53.57%	13	46.43%	0	0%	28	3.46	3	3	0.5
Communication: Written Communication	0	0%	0	0%	9	32.14%	19	67.86%	0	0%	28	3.68	4	4	0.47
Belief that All can Learn: Respects Individual Differences	0	0%	0	0%	6	21.43%	22	78.57%	0	0%	28	3.79	4	4	0.41
Fairness: Equity in All Settings	0	0%	0	0%	3	10.71%	25	89.29%	0	0%	28	3.89	4	4	0.31
Collaboration: Interactions with Others	0	0%	0	0%	8	28.57%	20	71.43%	0	0%	28	3.71	4	4	0.45
Total/Percentage	0	0%	10	3.57%	92	32.86%	178	63.57%	0	0%	280				

# MEDT 7469 (SLM) PROJECTS ASSESSMENT TOOL

Term	Course Number	Course Title	Section	CourseWork Name	Assessment Tool (s)	Number of students that received this coursework	Number of students who have submitted this coursework	Number of students who have not submitted this coursework	Number of students who have been assessed for this coursework
Spring Semester 2017	MEDT 7469	Superv of Schl Libr Media Pro	N01	MEDT 7469 Projects Assignment Spring 2017	MEDT 7469 (SLM) Projects Assessment Tool	28	28	0	28

THE TABLES BELOW CONTAIN AGGREGATE DATA FOR THE FORM : MEDT 7469 (SLM) Projects Assessment Tool							
MEDT 7469 (SLM) Projects Assessment Tool							
	# Complete	% Complete	# Incomplete	% Incomplete	# No Response	% No Response	Total Response
MEDT 7469 Projects	27	100%	0	0%	1	3.57%	27

# MEDT 7469 (SLM) ED.S. REFLECTIONS/SWOT MATRIX

Term	Course Number	Course Title	Section	CourseWork Name	Assessment Tool (s)	Number of students that received this coursework	Number of students who have submitted this coursework	Number of students who have not submitted this coursework	Number of students who have been assessed for this coursework
Spring Semester 2017	MEDT 7469	Superv of Schl Libr Media Pro	N01	MEDT 7469 Reflection/SWOT Matrix Assignment Spring 2017	MEDT 7469 (SLM) Ed.S.Reflections/SWOT Matrix	28	28	0	28

## THE TABLES BELOW CONTAIN AGGREGATE DATA FOR THE FORM : MEDT 7469 (SLM) Ed.S.Reflections/SWOT Matrix

Exit Presentation Rubric															
Rubric	# Unacceptable (1); Candidates are not able to:	% Unacceptable (1); Candidates are not able to:	# Developing (2); Candidates are able to:	% Developing (2); Candidates are able to:	# Proficient (3); Candidates are able to:	% Proficient (3); Candidates are able to:	# Exemplary (4); Candidates are able to:	% Exemplary (4); Candidates are able to:	# No Response	% No Response	Total Response	Mean	Median	Mode	Standard Deviation
Candidates demonstrate content, pedagogical, and professional knowledge and skills	0	0%	0	0%	13	46.43%	15	53.57%	0	0%	28	3.54	4	4	0.5
Candidates develop, implement, and evaluate learning opportunities for all students	0	0%	0	0%	15	53.57%	13	46.43%	0	0%	28	3.46	3	3	0.5
Candidates demonstrate professional dispositions and ethics	0	0%	2	7.14%	15	53.57%	11	39.29%	0	0%	28	3.32	3	3	0.6
Candidates demonstrate ability to serve needs of diverse populations including special needs	0	0%	2	7.14%	12	42.86%	14	50%	0	0%	28	3.43	3.5	4	0.62
<b>Total/Percentage</b>	<b>0</b>	<b>0%</b>	<b>4</b>	<b>3.57%</b>	<b>55</b>	<b>49.11%</b>	<b>53</b>	<b>47.32%</b>	<b>0</b>	<b>0%</b>	<b>112</b>				

# MEDT 7469 (SLM) PROGRAM FEEDBACK ASSESSMENT TOOL

Term	Course Number	Course Title	Section	CourseWork Name	Assessment Tool (s)	Number of students that received this coursework	Number of students who have submitted this coursework	Number of students who have not submitted this coursework	Number of students who have been assessed for this coursework
Spring Semester 2017	MEDT 7469	Superv of Schl Libr Media Pro	N01	MEDT 7469 Program Feedback Survey Assignment Spring 2017	MEDT 7469 (SLM) Program Feedback Assessment Tool	28	28	0	28

THE TABLES BELOW CONTAIN AGGREGATE DATA FOR THE FORM : MEDT 7469 (SLM) Program Feedback Assessment Tool							
MEDT 7469 (SLM) Program Feedback Assessment Tool							
	# Complete	% Complete	# Incomplete	% Incomplete	# No Response	% No Response	Total Response
MEDT 7469 Program Feedback	28	100%	0	0%	0	0%	28

# MEDT 8464 (SLM) ED.S. DISPOSITION RUBRIC

Term	Course Number	Course Title	Section	CourseWork Name	Assessment Tool (s)	Number of students that received this coursework	Number of students who have submitted this coursework	Number of students who have not submitted this coursework	Number of students who have been assessed for this coursework
Fall Semester 2016	8464	Issues in School Library Medi	E01	MEDT 8464 (SLM) Dispositions Self-Assessment Assignment Fall 2016	MEDT 8464 (SLM) Ed.S. Disposition Rubric	25	23	2	23

## THE TABLES BELOW CONTAIN AGGREGATE DATA FOR THE FORM : MEDT 8464 (SLM) Ed.S. Disposition Rubric

### MEDT SLM Disposition Rubric

	# Unacceptable	% Unacceptable	# Developing	% Developing	# Proficient	% Proficient	# Exemplary	% Exemplary	# No Response	% No Response	Total Response	Mean	Median	Mode	Standard Deviation
Professional Dispositions and Behaviors															
Professionalism: Punctuality	0	0%	0	0%	14	60.87%	9	39.13%	0	0%	23	3.39	3	3	0.49
Professionalism: Preparation	0	0%	2	8.7%	11	47.83%	10	43.48%	0	0%	23	3.35	3	3	0.63
Professionalism:Professional Demeanor	0	0%	0	0%	19	82.61%	4	17.39%	0	0%	23	3.17	3	3	0.38
Professionalism:Responsive and Adaptive	0	0%	0	0%	3	13.04%	20	86.96%	0	0%	23	3.87	4	4	0.34
Professionalism:Ethical and Honest	0	0%	0	0%	10	43.48%	13	56.52%	0	0%	23	3.57	4	4	0.5
Communication:Verbal Communication	0	0%	0	0%	18	78.26%	5	21.74%	0	0%	23	3.22	3	3	0.41
Communication:Written Communication	0	0%	0	0%	6	26.09%	17	73.91%	0	0%	23	3.74	4	4	0.44
Belief that All can Learn:Respects Individual Differences	0	0%	0	0%	13	56.52%	10	43.48%	0	0%	23	3.43	3	3	0.5
Fairness:Equity in All Settings	0	0%	0	0%	16	69.57%	7	30.43%	0	0%	23	3.3	3	3	0.46
Collaboration:Interactions with Others	0	0%	0	0%	13	56.52%	10	43.48%	0	0%	23	3.43	3	3	0.5
Total/Percentage	0	0%	2	0.87%	123	53.48%	105	45.65%	0	0%	230				



# MEDT 8464 (SLM) PROJECTS ASSESSMENT TOOL

Term	Course Number	Course Title	Section	CourseWork Name	Assessment Tool (s)	Number of students that received this coursework	Number of students who have submitted this coursework	Number of students who have not submitted this coursework	Number of students who have been assessed for this coursework
Fall Semester 2016	MEDT 8464	Issues in School Library Medi	E01	MEDT 8464 (SLM) Projects Assignment Fall 2016	MEDT 8464 (SLM) Projects Assessment Tool	25	23	2	23

THE TABLES BELOW CONTAIN AGGREGATE DATA FOR THE FORM : MEDT 8464 (SLM) Projects Assessment Tool								
MEDT 8464 (SLM) Projects Assessment Tool								
	# Complete	% Complete	# Incomplete	% Incomplete	# No Response	% No Response	Total Response	
MEDT 8464 Projects	23	100%	0	0%	0	0%	23	

# MEDT 8464 (SLM) IMPACT ON LEARNING RUBRIC

Term	Course Number	Course Title	Section	CourseWork Name	Assessment Tool (s)	Number of students that received this coursework	Number of students who have submitted this coursework	Number of students who have not submitted this coursework	Number of students who have been assessed for this coursework
Fall Semester 2016	MEDT 8464	Issues in School Library Medi	E01	MEDT 8464 (SLM) Impact on Learning Assignment Fall 2016	MEDT 8464 (SLM) Impact on Learning Rubric	25	23	2	23

## THE TABLES BELOW CONTAIN AGGREGATE DATA FOR THE FORM : MEDT 8464 (SLM) Impact on Learning Rubric

### Rubric

Rubric	# Unacceptable (1)	% Unacceptable (1)	# Developing (2)	% Developing (2)	# Proficient (3)	% Proficient (3)	# Exemplary (4)	% Exemplary (4)	# No Response	% No Response	Total Response	Mean	Median	Mode	Standard Deviation
Design for Instruction and Assessment	0	0%	0	0%	6	26.09%	17	73.91%	0	0%	23	3.74	4	4	0.44
Analysis of Student Learning	0	0%	1	4.35%	12	52.17%	10	43.48%	0	0%	23	3.39	3	3	0.57
Reflection on Student Learning	0	0%	0	0%	5	21.74%	18	78.26%	0	0%	23	3.78	4	4	0.41
Total/Percentage	0	0%	1	1.45%	23	33.33%	45	65.22%	0	0%	69				

# MEDT 8464 (SLM) REFLECTIONS/SWOT MATRIX 9.28.15

Term	Course Number	Course Title	Section	CourseWork Name	Assessment Tool (s)	Number of students that received this coursework	Number of students who have submitted this coursework	Number of students who have not submitted this coursework	Number of students who have been assessed for this coursework
Fall Semester 2016	MEDT 8464	Issues in School Library Medi	E01	MEDT 8464 (SLM) Reflections/SWOT Matrix Assignment Fall 2016	MEDT 8464 (SLM) Reflections/SWOT Matrix 9.28.15	25	23	2	23

**THE TABLES BELOW CONTAIN AGGREGATE DATA FOR THE FORM : MEDT 8464 (SLM) Reflections/SWOT Matrix 9.28.15**

Exit Presentation Rubric																
Rubric	# Unacceptable (1); Candidates are not able to:	% Unacceptable (1); Candidates are not able to:	# Developing (2); Candidates are able to:	% Developing (2); Candidates are able to:	# Proficient (3); Candidates are able to:	% Proficient (3); Candidates are able to:	# Exemplary (4); Candidates are able to:	% Exemplary (4); Candidates are able to:	# No Response	% No Response	Total Response	Mean	Median	Mode	Standard Deviation	
Candidates demonstrate content, pedagogical, and professional knowledge and skills	0	0%	3	13.04%	12	52.17%	8	34.78%	0	0%	23	3.22	3	3	0.66	
Candidates develop, implement, and evaluate learning opportunities for all students	0	0%	5	21.74%	10	43.48%	8	34.78%	0	0%	23	3.13	3	3	0.74	
Candidates demonstrate professional dispositions and ethics	0	0%	4	17.39%	15	65.22%	4	17.39%	0	0%	23	3	3	3	0.59	
Candidates demonstrate ability to serve needs of diverse populations including special needs	0	0%	5	21.74%	11	47.83%	7	30.43%	0	0%	23	3.09	3	3	0.72	
<b>Total/Percentage</b>	<b>0</b>	<b>0%</b>	<b>17</b>	<b>18.48%</b>	<b>48</b>	<b>52.17%</b>	<b>27</b>	<b>29.35%</b>	<b>0</b>	<b>0%</b>	<b>92</b>					

# MEDT 8464 (SLM) PROGRAM FEEDBACK ASSESSMENT TOOL

Term	Course Number	Course Title	Section	CourseWork Name	Assessment Tool (s)	Number of students that received this coursework	Number of students who have submitted this coursework	Number of students who have not submitted this coursework	Number of students who have been assessed for this coursework
Fall Semester 2016	MEDT 8464	Issues in School Library Medi	E01	MEDT 8464 Program Feedback Survey Assignment Fall 2016	MEDT 8464 (SLM) Program Feedback Assessment Tool	25	23	2	23

THE TABLES BELOW CONTAIN AGGREGATE DATA FOR THE FORM : MEDT 8464 (SLM) Program Feedback Assessment Tool							
MEDT 8464 (SLM) Program Feedback Assessment Tool							
	# Complete	% Complete	# Incomplete	% Incomplete	# No Response	% No Response	Total Response
MEDT 8464 Program Feedback	23	100%	0	0%	0	0%	23

MEDT COURSE COMPREHENSIVE AND  
AGGREGATE DATA FOR FALL 2017, SPRING 2018 AND  
SUMMER 2018

# MEDT 7469 (SLM) ED.S. DISPOSITION RUBRIC

Term	Course Number	Course Title	Section	CourseWork Name	Assessment Tool (s)	Number of students that received this coursework	Number of students who have submitted this coursework	Number of students who have not submitted this coursework	Number of students who have been assessed for this coursework
Spring Semester 2018	MEDT 7469	Superv of Schl Libr Media Pro	N01	MEDT 7469 Dispositions Self-Assessment Assignment Spring 2018	MEDT 7469 (SLM) Ed.S. Disposition Rubric	30	30	0	30

## THE TABLES BELOW CONTAIN AGGREGATE DATA FOR THE FORM : MEDT 7469 (SLM) Ed.S. Disposition Rubric

### MEDT SLM Disposition Rubric

	# Unacceptable	% Unacceptable	# Developing	% Developing	# Proficient	% Proficient	# Exemplary	% Exemplary	# No Response	% No Response	Total Response	Mean	Median	Mode	Standard Deviation
Professional Dispositions and Behaviors															
Professionalism: Punctuality	0	0%	0	0%	10	33.33%	20	66.67%	0	0%	30	3.67	4	4	0.47
Professionalism: Preparation	0	0%	3	10%	23	76.67%	4	13.33%	0	0%	30	3.03	3	3	0.48
Professionalism:Professional Demeanor	0	0%	0	0%	4	13.33%	26	86.67%	0	0%	30	3.87	4	4	0.34
Professionalism:Responsive and Adaptive	0	0%	0	0%	7	23.33%	23	76.67%	0	0%	30	3.77	4	4	0.42
Professionalism:Ethical and Honest	0	0%	0	0%	11	36.67%	19	63.33%	0	0%	30	3.63	4	4	0.48
Communication:Verbal Communication	0	0%	0	0%	18	60%	12	40%	0	0%	30	3.4	3	3	0.49
Communication:Written Communication	0	0%	2	6.67%	9	30%	19	63.33%	0	0%	30	3.57	4	4	0.62
Belief that All can Learn:Respects Individual Differences	0	0%	0	0%	7	23.33%	23	76.67%	0	0%	30	3.77	4	4	0.42
Fairness:Equity in All Settings	0	0%	0	0%	12	40%	18	60%	0	0%	30	3.6	4	4	0.49
Collaboration:Interactions with Others	0	0%	0	0%	3	10%	27	90%	0	0%	30	3.9	4	4	0.3
Total/Percentage	0	0%	5	1.67%	104	34.67%	191	63.67%	0	0%	300				

# MEDT 7469 (SLM) PROJECTS ASSESSMENT TOOL

Term	Course Number	Course Title	Section	CourseWork Name	Assessment Tool (s)	Number of students that received this coursework	Number of students who have submitted this coursework	Number of students who have not submitted this coursework	Number of students who have been assessed for this coursework
Spring Semester 2018	MEDT 7469	Superv of Schl Libr Media Pro	N01	MEDT 7469 Projects Spring 2018	MEDT 7469 (SLM) Projects Assessment Tool	30	30	0	30

THE TABLES BELOW CONTAIN AGGREGATE DATA FOR THE FORM : MEDT 7469 (SLM) Projects Assessment Tool							
MEDT 7469 (SLM) Projects Assessment Tool							
	# Complete	% Complete	# Incomplete	% Incomplete	# No Response	% No Response	Total Response
MEDT 7469 Projects	30	100%	0	0%	0	0%	30

# MEDT 7469 (SLM) ED.S. REFLECTIONS/SWOT MATRIX

Term	Course Number	Course Title	Section	CourseWork Name	Assessment Tool (s)	Number of students that received this coursework	Number of students who have submitted this coursework	Number of students who have not submitted this coursework	Number of students who have been assessed for this coursework
Spring Semester 2018	MEDT 7469	Superv of Schl Libr Media Pro	N01	MEDT 7469 Reflection/SWOT Matrix Spring 2018	MEDT 7469 (SLM) Ed.S. Reflections/SWOT Matrix	30	30	0	30

## THE TABLES BELOW CONTAIN AGGREGATE DATA FOR THE FORM : MEDT 7469 (SLM) Ed.S.Reflections/SWOT Matrix

### Exit Presentation Rubric

Rubric	# Unacceptable (1); Candidates are not able to:	% Unacceptable (1); Candidates are not able to:	# Developing (2); Candidates are able to:	% Developing (2); Candidates are able to:	# Proficient (3); Candidates are able to:	% Proficient (3); Candidates are able to:	# Exemplary (4); Candidates are able to:	% Exemplary (4); Candidates are able to:	# No Response	% No Response	Total Response	Mean	Median	Mode	Standard Deviation
Candidates demonstrate content, pedagogical, and professional knowledge and skills	0	0%	0	0%	6	20%	24	80%	0	0%	30	3.8	4	4	0.4
Candidates develop, implement, and evaluate learning opportunities for all students	0	0%	0	0%	13	43.33%	17	56.67%	0	0%	30	3.57	4	4	0.5
Candidates demonstrate professional dispositions and ethics	0	0%	0	0%	17	56.67%	13	43.33%	0	0%	30	3.43	3	3	0.5
Candidates demonstrate ability to serve needs of diverse populations including special needs	0	0%	0	0%	8	26.67%	22	73.33%	0	0%	30	3.73	4	4	0.44
Total/Percentage	0	0%	0	0%	44	36.67%	76	63.33%	0	0%	120				



# MEDT 7469 (SLM) PROGRAM FEEDBACK ASSESSMENT TOOL

Term	Course Number	Course Title	Section	CourseWork Name	Assessment Tool (s)	Number of students that received this coursework	Number of students who have submitted this coursework	Number of students who have not submitted this coursework	Number of students who have been assessed for this coursework
Spring Semester 2018	MEDT 7469	Superv of Schl Libr Media Pro	N01	MEDT 7469 Program Feedback Survey Assignment Spring 2018	MEDT 7469 (SLM) Program Feedback Assessment Tool	30	30	0	30

THE TABLES BELOW CONTAIN AGGREGATE DATA FOR THE FORM : MEDT 7469 (SLM) Program Feedback Assessment Tool							
MEDT 7469 (SLM) Program Feedback Assessment Tool							
	# Complete	% Complete	# Incomplete	% Incomplete	# No Response	% No Response	Total Response
MEDT 7469 Program Feedback	30	100%	0	0%	0	0%	30

# MEDT 8464 (SLM) ED.S. DISPOSITION RUBRIC

Term	Course Number	Course Title	Section	CourseWork Name	Assessment Tool (s)	Number of students that received this coursework	Number of students who have submitted this coursework	Number of students who have not submitted this coursework	Number of students who have been assessed for this coursework
Fall Semester 2017	MEDT 8464	Issues in School Library Medi	E01	MEDT 8464 (SLM) Dispositions Self-Assessment Fall 2017	MEDT 8464 (SLM) Ed.S. Disposition Rubric	25	25	0	25

## THE TABLES BELOW CONTAIN AGGREGATE DATA FOR THE FORM : MEDT 8464 (SLM) Ed.S. Disposition Rubric

### MEDT SLM Disposition Rubric

Professional Dispositions and Behaviors	# Unacceptable	% Unacceptable	# Developing	% Developing	# Proficient	% Proficient	# Exemplary	% Exemplary	# No Response	% No Response	Total Response	Mean	Median	Mode	Standard Deviation
Professionalism: Punctuality	0	0%	1	4%	4	16%	20	80%	0	0%	25	3.76	4	4	0.51
Professionalism: Preparation	0	0%	2	8%	17	68%	6	24%	0	0%	25	3.16	3	3	0.54
Professionalism:Professional Demeanor	0	0%	0	0%	2	8%	23	92%	0	0%	25	3.92	4	4	0.27
Professionalism:Responsive and Adaptive	0	0%	0	0%	4	16%	21	84%	0	0%	25	3.84	4	4	0.37
Professionalism:Ethical and Honest	0	0%	0	0%	5	20%	20	80%	0	0%	25	3.8	4	4	0.4
Communication:Verbal Communication	0	0%	0	0%	15	60%	10	40%	0	0%	25	3.4	3	3	0.49
Communication:Written Communication	0	0%	0	0%	9	36%	16	64%	0	0%	25	3.64	4	4	0.48
Belief that All can Learn:Respects Individual Differences	0	0%	0	0%	5	20%	20	80%	0	0%	25	3.8	4	4	0.4
Fairness:Equity in All Settings	0	0%	0	0%	3	12%	22	88%	0	0%	25	3.88	4	4	0.32
Collaboration:Interactions with Others	0	0%	0	0%	3	12%	22	88%	0	0%	25	3.88	4	4	0.32
Total/Percentage	0	0%	3	1.2%	67	26.8%	180	72%	0	0%	250				

# MEDT 8464 (SLM) PROJECTS ASSESSMENT TOOL

Term	Course Number	Course Title	Section	CourseWork Name	Assessment Tool (s)	Number of students that received this coursework	Number of students who have submitted this coursework	Number of students who have not submitted this coursework	Number of students who have been assessed for this coursework
Fall Semester 2017	MEDT 8464	Issues in School Library Medi	E01	MEDT 8464 (SLM) Projects Fall 2017	MEDT 8464 (SLM) Projects Assessment Tool	25	25	0	25

THE TABLES BELOW CONTAIN AGGREGATE DATA FOR THE FORM : MEDT 8464 (SLM) Projects Assessment Tool							
MEDT 8464 (SLM) Projects Assessment Tool							
	# Complete	% Complete	# Incomplete	% Incomplete	# No Response	% No Response	Total Response
MEDT 8464 Projects	17	100%	0	0%	8	32%	17

# MEDT 8464 (SLM) IMPACT ON LEARNING RUBRIC

Term	Course Number	Course Title	Section	CourseWork Name	Assessment Tool (s)	Number of students that received this coursework	Number of students who have submitted this coursework	Number of students who have not submitted this coursework	Number of students who have been assessed for this coursework
Fall Semester 2017	MEDT 8464	Issues in School Library Medi	E01	MEDT 8464 (SLM) Impact on Learning Fall 2017	MEDT 8464 (SLM) Impact on Learning Rubric	25	25	0	25

## THE TABLES BELOW CONTAIN AGGREGATE DATA FOR THE FORM : MEDT 8464 (SLM) Impact on Learning Rubric

### Rubric

Rubric	# Unacceptable (1)	% Unacceptable (1)	# Developing (2)	% Developing (2)	# Proficient (3)	% Proficient (3)	# Exemplary (4)	% Exemplary (4)	# No Response	% No Response	Total Response	Mean	Median	Mode	Standard Deviation
Design for Instruction and Assessment	0	0%	0	0%	5	20%	20	80%	0	0%	25	3.8	4	4	0.4
Analysis of Student Learning	0	0%	3	12%	3	12%	19	76%	0	0%	25	3.64	4	4	0.69
Reflection on Student Learning	0	0%	0	0%	4	16%	21	84%	0	0%	25	3.84	4	4	0.37
Total/Percentage	0	0%	3	4%	12	16%	60	80%	0	0%	75				

# MEDT 8464 (SLM) REFLECTIONS/SWOT MATRIX 9.28.15

Term	Course Number	Course Title	Section	CourseWork Name	Assessment Tool (s)	Number of students that received this coursework	Number of students who have submitted this coursework	Number of students who have not submitted this coursework	Number of students who have been assessed for this coursework
Fall Semester 2017	MEDT 8464	Issues in School Library Medi	E01	MEDT 8464 (SLM) Reflections/SWOT Matrix Fall 2017	MEDT 8464 (SLM) Reflections/SWOT Matrix 9.28.15	25	25	0	25

## THE TABLES BELOW CONTAIN AGGREGATE DATA FOR THE FORM : MEDT 8464 (SLM) Reflections/SWOT Matrix 9.28.15

Rubric	Exit Presentation Rubric										Total Response	Mean	Median	Mode	Standard Deviation
	# Unacceptable (1); Candidates are not able to:	% Unacceptable (1); Candidates are not able to:	# Developing (2); Candidates are able to:	% Developing (2); Candidates are able to:	# Proficient (3); Candidates are able to:	% Proficient (3); Candidates are able to:	# Exemplary (4); Candidates are able to:	% Exemplary (4); Candidates are able to:	# No Response	% No Response					
Candidates demonstrate content, pedagogical, and professional knowledge and skills	0	0%	0	0%	7	28%	18	72%	0	0%	25	3.72	4	4	0.45
Candidates develop, implement, and evaluate learning opportunities for all students	0	0%	0	0%	7	28%	18	72%	0	0%	25	3.72	4	4	0.45
Candidates demonstrate professional dispositions and ethics	0	0%	0	0%	8	32%	17	68%	0	0%	25	3.68	4	4	0.47
Candidates demonstrate ability to serve needs of diverse populations including special needs	0	0%	0	0%	9	36%	16	64%	0	0%	25	3.64	4	4	0.48
Total/Percentage	0	0%	0	0%	31	31%	69	69%	0	0%	100				

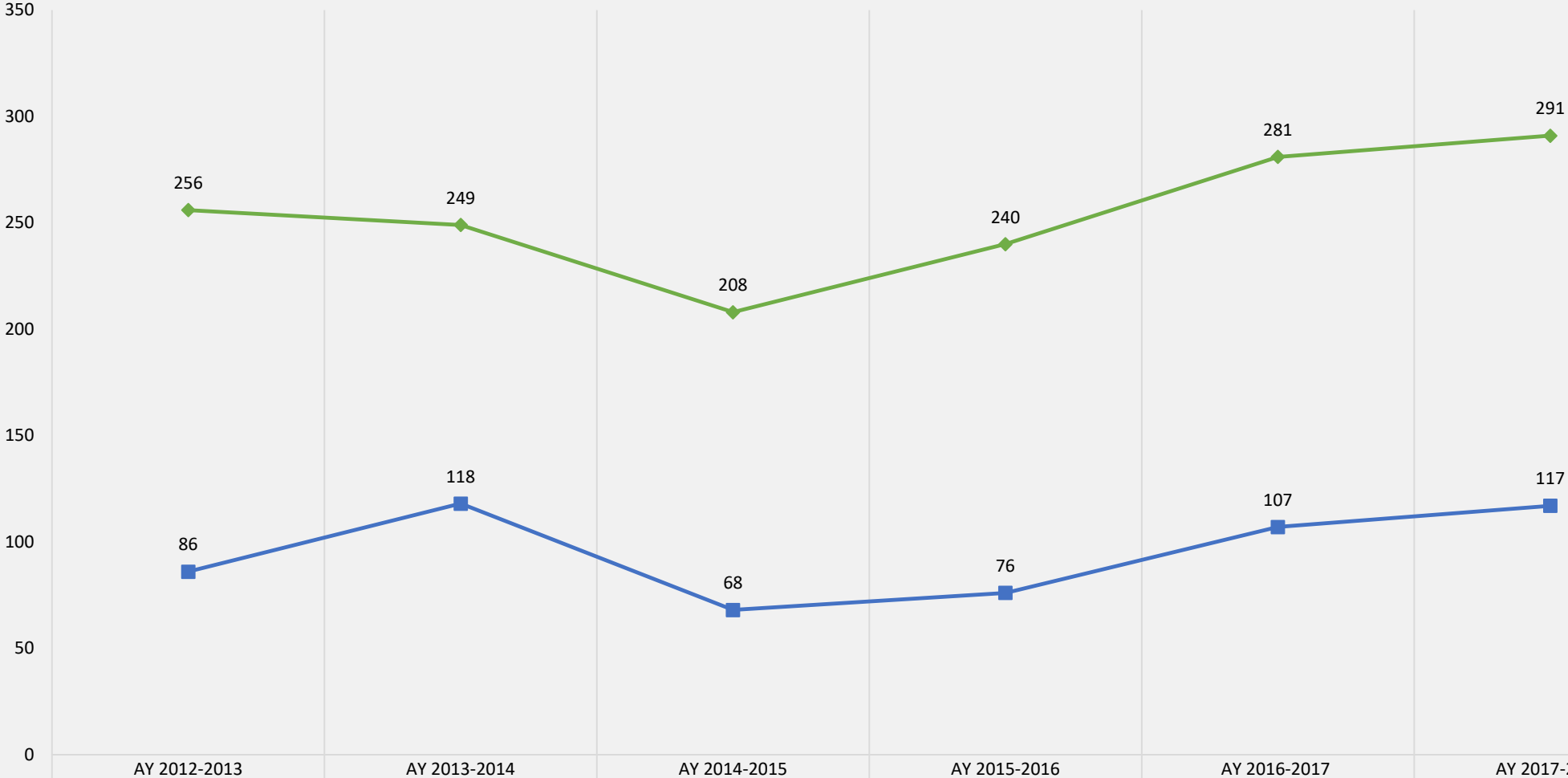
# MEDT 8464 (SLM) PROGRAM FEEDBACK ASSESSMENT TOOL

Term	Course Number	Course Title	Section	CourseWork Name	Assessment Tool (s)	Number of students that received this coursework	Number of students who have submitted this coursework	Number of students who have not submitted this coursework	Number of students who have been assessed for this coursework
Fall Semester 2017	MEDT 8464	Issues in School Library Medi	E01	MEDT 8464 Program Feedback Survey Assignment Fall 2017	MEDT 8464 (SLM) Program Feedback Assessment Tool	25	25	0	25

THE TABLES BELOW CONTAIN AGGREGATE DATA FOR THE FORM : MEDT 8464 (SLM) Program Feedback Assessment Tool							
MEDT 8464 (SLM) Program Feedback Assessment Tool							
	# Complete	% Complete	# Incomplete	% Incomplete	# No Response	% No Response	Total Response
MEDT 8464 Program Feedback	25	100%	0	0%	0	0%	25

# ENROLLMENT AND GRADUATION TREND DATA

## ED.S. IN MEDIA ENROLLMENT AND GRADUATE DATA TRENDS



◆ ENROLLED  
■ GRADUATES

AY 2012-2013

AY 2013-2014

AY 2014-2015

AY 2015-2016

AY 2016-2017

AY 2017-2018

256

249

208

240

281

291

86

118

68

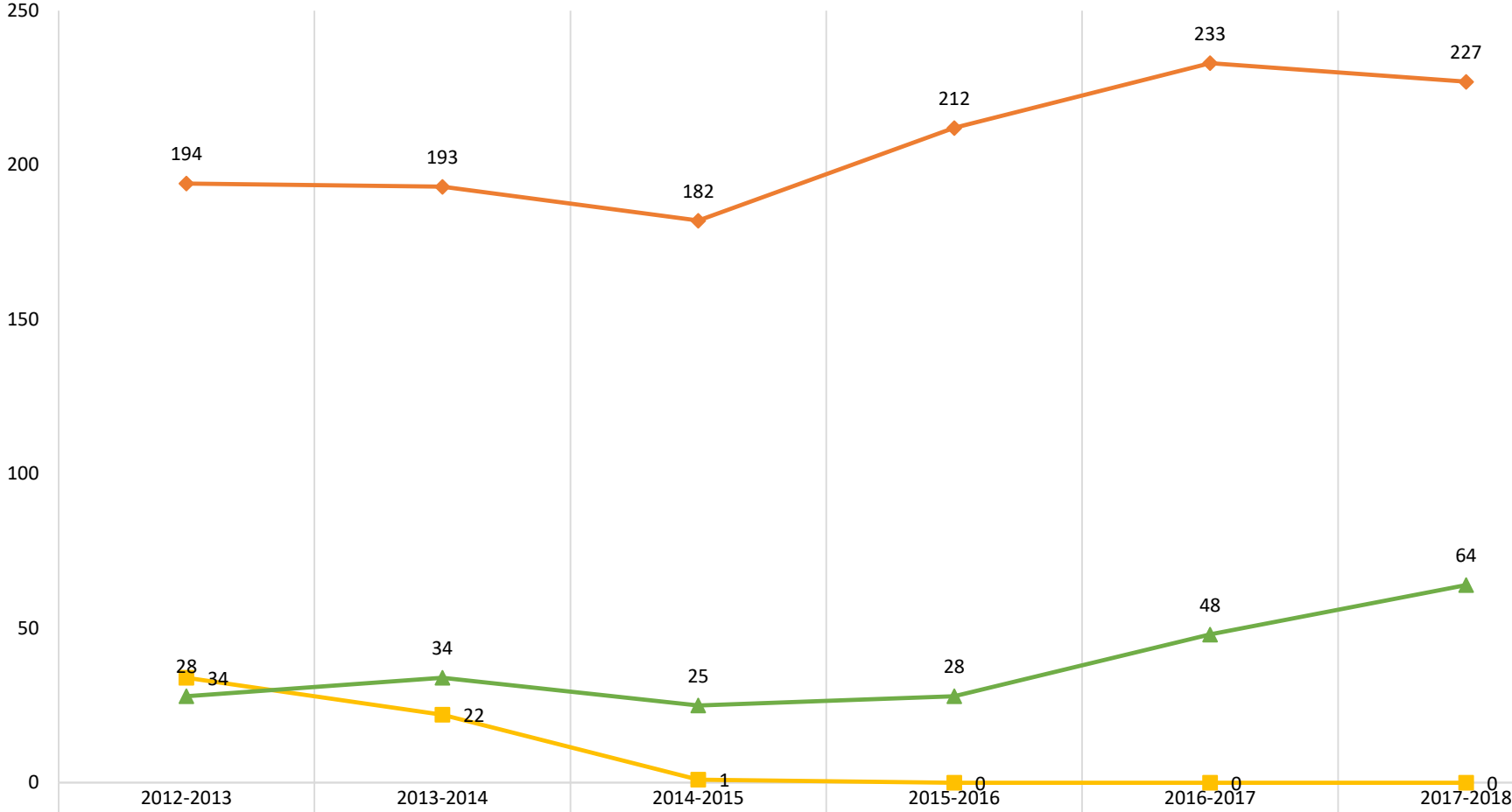
76

107

117

# ENROLLMENT TREND DATA

## ENROLLMENT TRENDS FOR ED.S. MEDIA

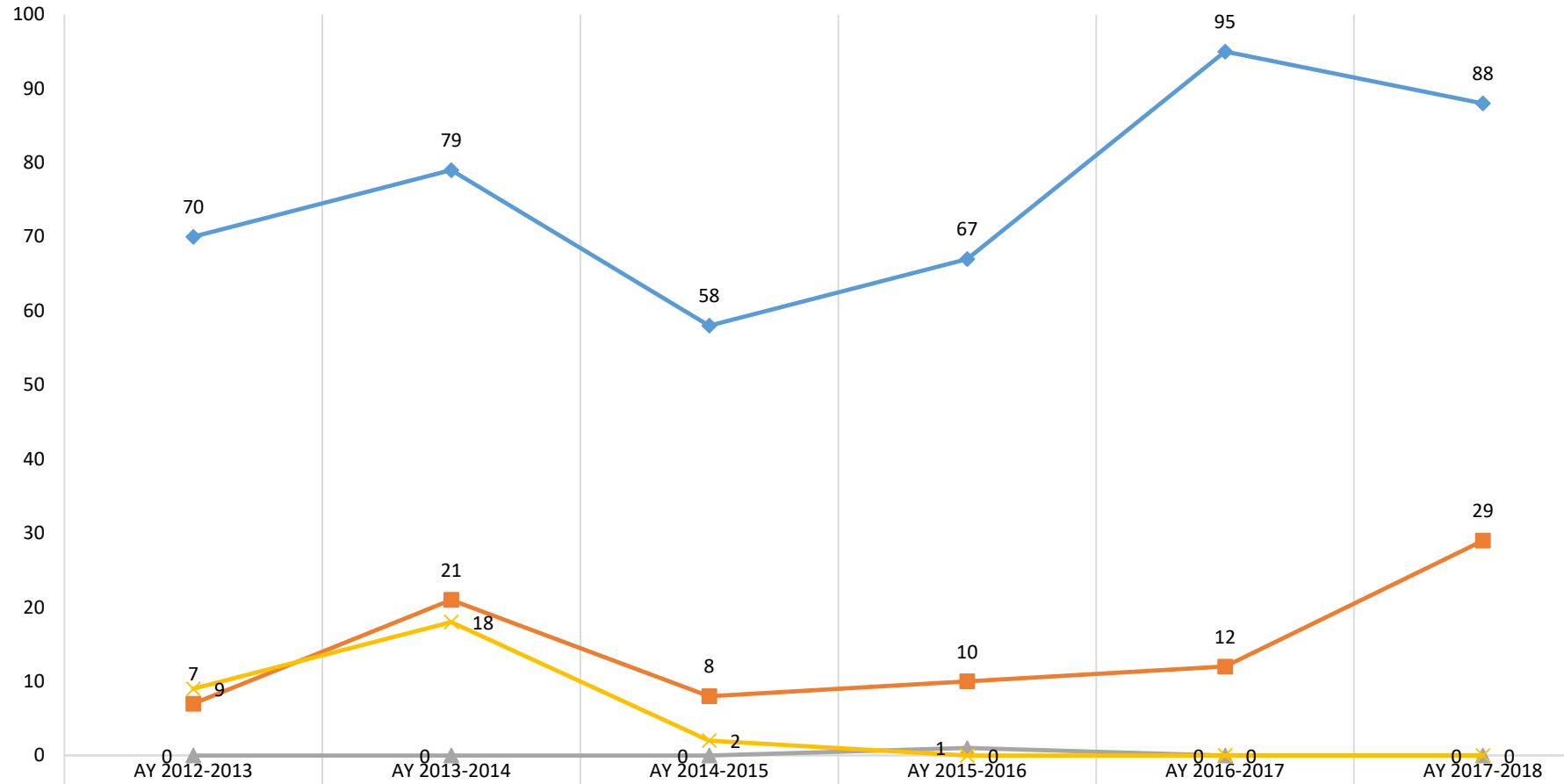


Ed.S. Media Instruction Technology Conc.	194	193	182	212	233	227
Ed.S. Media IT School Library Media Cert	34	22	1	0	0	0
Ed.S. Media Media Specialist Conc.	28	34	25	28	48	64



# GRADUATION TREND DATA

## GRADUATION TRENDS FOR ED.S. IN MEDIA

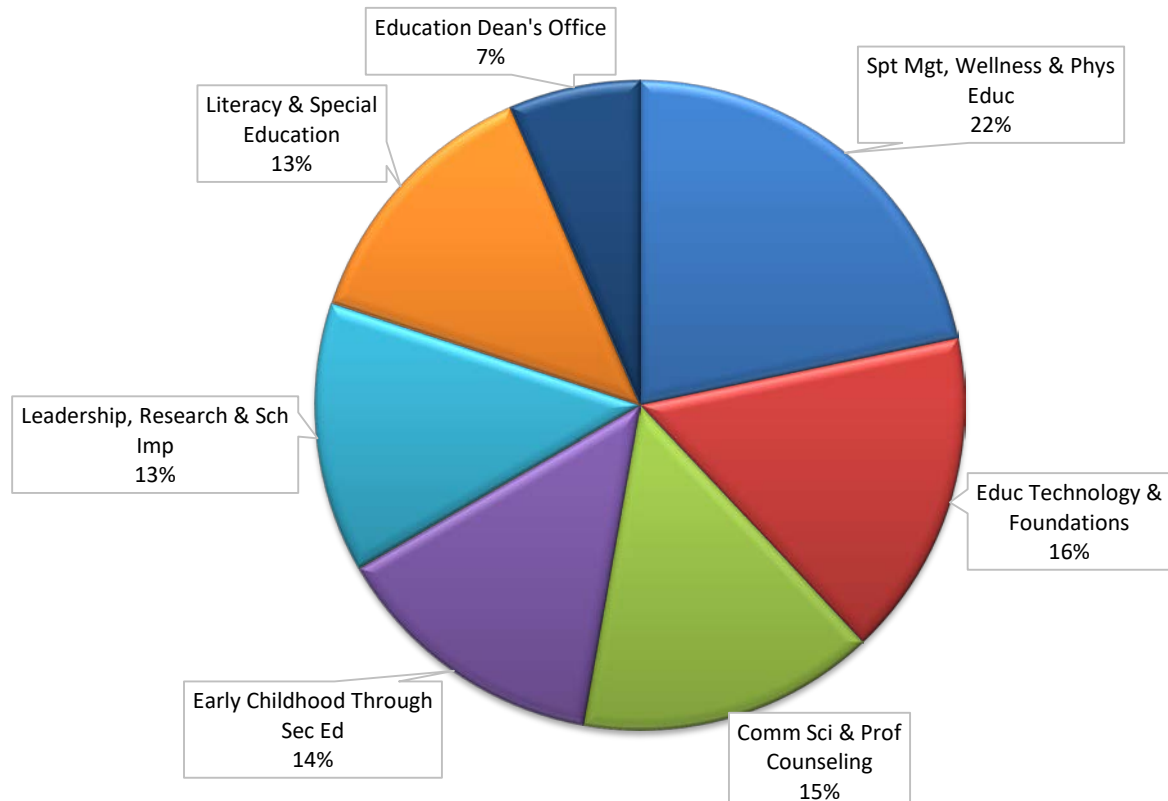


Ed.S. Media Instruction Technology	70	79	58	67	95	88
Ed.S. Media Media Specialist	7	21	8	10	12	29
Ed.S. Media	0	0	0	1	0	0
Ed.S. Media IT School Library Media Cert	9	18	2	0	0	0

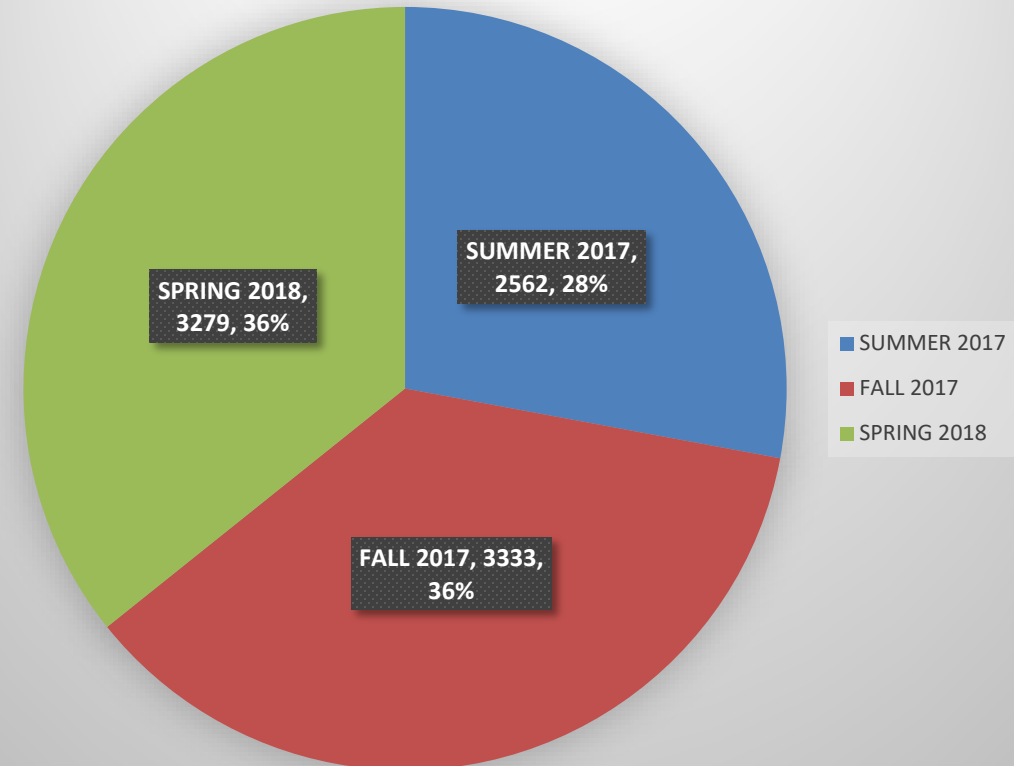
# CREDIT HOUR PRODUCTION

TERM	SUMMER 2017			FALL 2017			SPRING 2018			Total by ROWS		
DEPT	ENRL	MAX_ENRL	CRED_HRS	ENRL	MAX_ENRL	CRED_HRS	ENRL	MAX_ENRL	CRED_HRS	ENRL	MAX_ENRL	CRED_HRS
Spt Mgt, Wellness & Phys Educ	456	622	1226	2054	2202	5050	2309	2432	5932	4819	5256	12208
Educ Technology & Foundations	854	921	2562	1111	1090	3333	1093	1221	3279	3058	3232	9174
Comm Sci & Prof Counseling	614	893	1922	1093	1453	3377	996	1410	3044	2703	3756	8343
Early Childhood Through Sec Ed	363	478	1059	1217	1856	3238	1225	1732	3475	2805	4066	7772
Leadership, Research & Sch Imp	743	914	2154	939	1094	2735	921	1136	2684	2603	3144	7573
Literacy & Special Education	425	610	1192	1068	1536	3181	1071	1594	3140	2564	3740	7513
Education Dean's Office	148	199	444	525	545	1575	557	615	1671	1230	1359	3690
<b>Total by COLUMNS</b>	<b>3603</b>	<b>4637</b>	<b>10559</b>	<b>8007</b>	<b>9776</b>	<b>22489</b>	<b>8172</b>	<b>10140</b>	<b>23225</b>	<b>19782</b>	<b>24553</b>	<b>56273</b>

## CREDIT HOUR PRODUCTION FOR AY 18 FOR COLLEGE OF EDUCATION



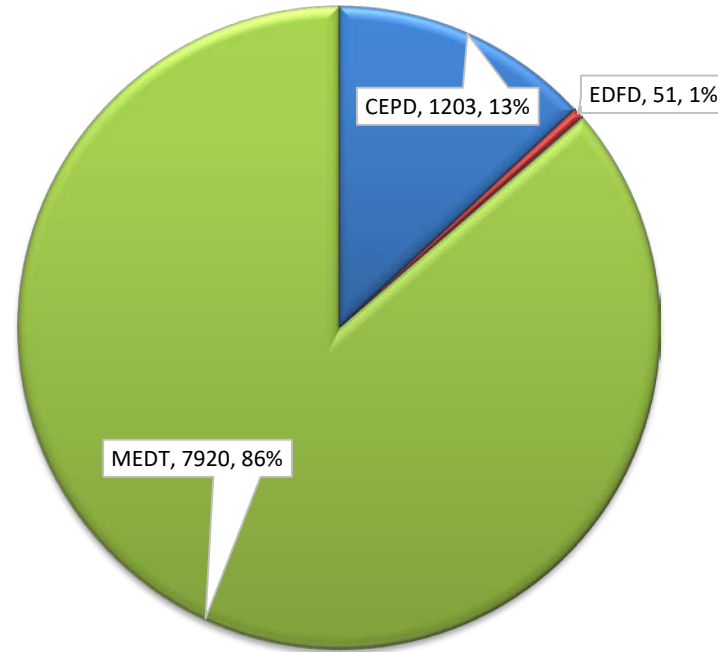
## CREDIT HOUR PRODUCTION FOR EDUCATIONAL TECHNOLOGY AND FOUNDATIONS FOR AY 18



# CREDIT HOUR PRODUCTION

TERM	SUMMER 2017			FALL 2017			SPRING 2018			Total by ROWS		
	ENRL	MAX_ENRL	CRED_HRS	ENRL	MAX_ENRL	CRED_HRS	ENRL	MAX_ENRL	CRED_HRS	ENRL	MAX_ENRL	CRED_HRS
CEPD	81	95	243	193	185	579	127	140	381	401	420	1203
EDFD	17	25	51	0	0	0	0	0	0	17	25	51
MEDT	756	801	2268	918	905	2754	966	1081	2898	2640	2787	7920
<b>Total by COLUMNS</b>	<b>854</b>	<b>921</b>	<b>2562</b>	<b>1111</b>	<b>1090</b>	<b>3333</b>	<b>1093</b>	<b>1221</b>	<b>3279</b>	<b>3058</b>	<b>3232</b>	<b>9174</b>

**TOTAL CREDIT HOUR PRODUCTION BY SUBJECT FOR AY 2017 - 2018**



■ CEPD ■ EDFD ■ MEDT