



**PREPARING
EXEMPLARY
PRACTITIONERS** | FIELD-BASED
INQUIRY
PROFESSIONAL
EXCELLENCE
BETTERMENT
OF SOCIETY

Adaptive • Proactive • Decisive • Leading • Reflective • Inquisitive
Knowledgeable • Collaborative • Empathetic • Culturally Sensitive

DATA PROGRAM REPORT

Ed.D. PROFESSIONAL COUNSELING AND SUPERVISION

The University of West Georgia
Summer 2017 | Fall 2017 | Spring 2018

Prepared by:

Katherine Fontanella, Assessment Program Specialist
Megan Landers, Graduate Assistant

GOALS FOR IMPROVEMENT 2017-2018

Directions: Review progress toward 2017-2018 goals data found in this annual report. Complete the table and consider the results of your efforts as you plan for 2018-2019. Record your progress at <https://goo.gl/forms/KZGjMrMIsV7jvP4B2>

To record 2018-2019 goals, please click here: <https://goo.gl/forms/S9M8BZP60UbYPWfm1>

Professional Counseling and Supervision, Ed.D. SMART	STRATEGY(IES) YOUR PROGRAM WILL USE TO ACHIEVE THIS GOAL	PROGRESS	DATA USED TO INFORM RESPONSES	STRATEGIC IMPERATIVE	PLANS TO GROW PROGRAM	DISTICTIVE FEATURES
Have dissertation proposal introductions with a mean score of 3.5 for the fall 2018 semester	We have implemented a new dissertation format, incorporated it into two classes, and separated the students for more personalized attention earlier on.		dissertation rubric developed on qualtrics	Academic Success	We are doing more recruiting and will admit more students.	We are fully online program.
Improve dissertation literature reviews with a mean score of 3.5	We have enhanced the dissertation experience by incorporating it into two classes, made the class sizes smaller, and provided more feedback by chairs.		Qualtrics survey	Academic Success		
Graduate at least 5 students by Fall 2018	We are providing chair follow up and training to help chairs push students.		graduate data	Operational Success		
Increase enrollment to 14	we will review the admissions requirements and select more students for admission.		Admissions data	Operational Success		

CEPD 9183 DISSERTATION PROPOSAL RUBRIC

Term	Course Number	Course Title	Section	CourseWork Name	Assessment Tool (s)	Number of students that received this coursework	Number of students who have submitted this coursework	Number of students who have not submitted this coursework	Number of students who have been assessed for this coursework
Spring Semester 2018	CEPD 9183	Directed Doctoral Research	E01	CEPD 9183 Dissertation Proposal Spring 2018	CEPD 9183 Ed.D. Dissertation Proposal Rubric	5	5	0	3
Spring Semester 2018	CEPD 9183	Directed Doctoral Research	E02	CEPD 9183 Dissertation Proposal Spring 2018	CEPD 9183 Ed.D. Dissertation Proposal Rubric	5	3	2	3

THE TABLES BELOW CONTAIN AGGREGATE DATA FOR THE FORM : CEPD 9183 Ed.D. Dissertation Proposal Rubric

Dissertation Proposal Rubric

Dissertation Proposal Rubric	# Unacceptable (1)	% Unacceptable (1)	# Developing (2)	% Developing (2)	# Proficient (3)	% Proficient (3)	# Exemplary (4)	% Exemplary (4)	# No Response	% No Response	Total Response	Mean	Median	Mode	Standard Deviation
Introduction	0	0%	1	16.67%	4	66.67%	1	16.67%	0	0%	6	3	3	3	0.58
Literature Review	0	0%	2	33.33%	3	50%	1	16.67%	0	0%	6	2.83	3	3	0.69
Method	0	0%	0	0%	5	83.33%	1	16.67%	0	0%	6	3.17	3	3	0.37
APA Style	0	0%	2	33.33%	4	66.67%	0	0%	0	0%	6	2.67	3	3	0.47
Total/Percentage	0	0%	5	20.83%	16	66.67%	3	12.5%	0	0%	24				

CEPD 9184 PROFESSIONAL ISSUES RUBRIC

Term	Course Number	Course Title	Section	CourseWork Name	Assessment Tool (s)	Number of students that received this coursework	Number of students who have submitted this coursework	Number of students who have not submitted this coursework	Number of students who have been assessed for this coursework
Summer Semester 2017	CEPD 9184	Doc Seminar- Professional Issu	E01	CEPD 9184 Professional Issues Assignment Summer 2017	CEPD 9184 Professional Issues Rubric	10	10	0	10
Summer Semester 2017	CEPD 9184	Doc Seminar- Professional Issu	E02	CEPD 9184 Professional Issues Assignment Summer 2017	CEPD 9184 Professional Issues Rubric	6	4	2	4

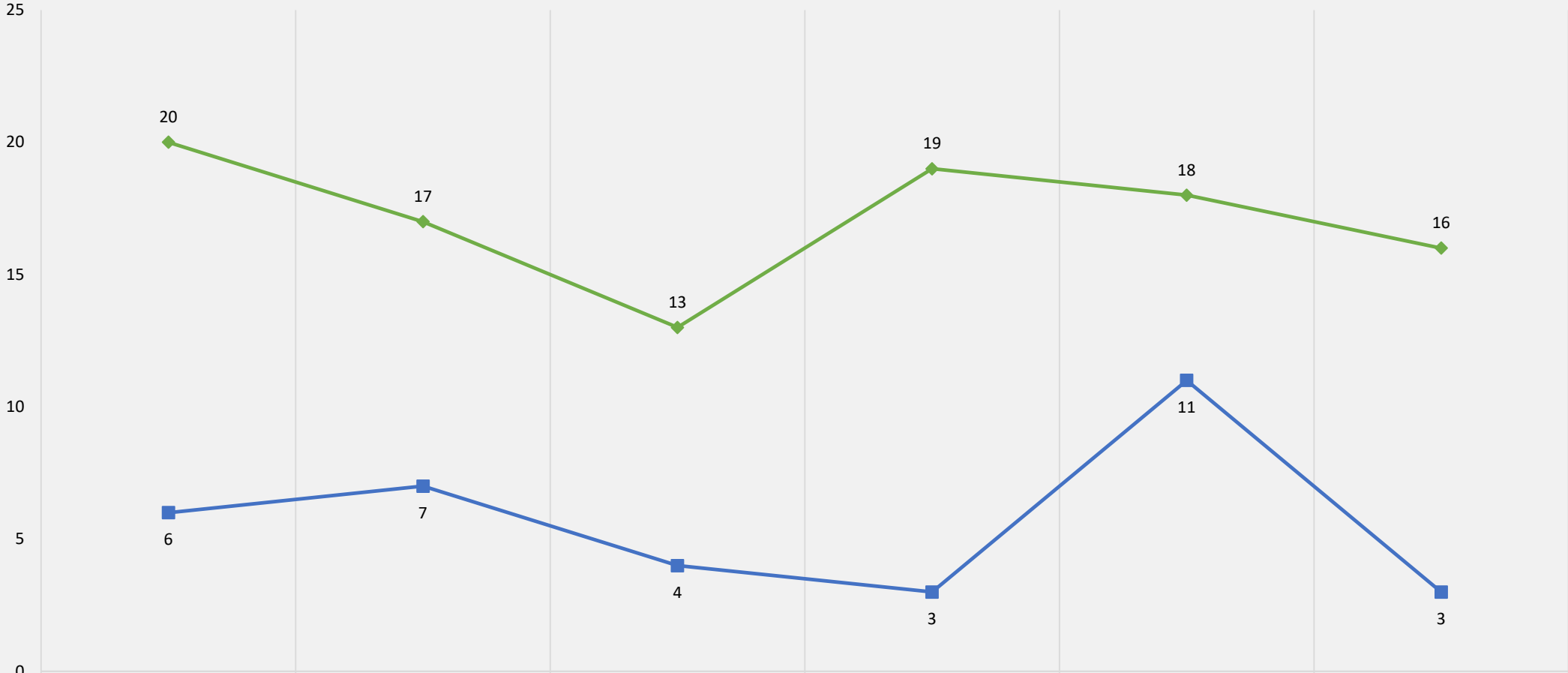
THE TABLES BELOW CONTAIN AGGREGATE DATA FOR THE FORM : CEPD 9184 Professional Issues Rubric

CEPD 9184 Professional Issues Rubric

Outcome 2: Candidates will complete and submit a professional association program proposal or manuscript addressing professional development needs of peers in the context of a current trend in counseling.	# Unacceptable	% Unacceptable	# Developing	% Developing	# Proficient	% Proficient	# Exemplary	% Exemplary	# No Response	% No Response	Total Response	Mean	Median	Mode	Standard Deviation
Outcome 2	0	0%	2	14.29%	4	28.57%	8	57.14%	0	0%	14	3.43	4	4	0.73
Outcome 2	0	0%	0	0%	10	71.43%	4	28.57%	0	0%	14	3.29	3	3	0.45
Outcome 2	0	0%	2	14.29%	4	28.57%	8	57.14%	0	0%	14	3.43	4	4	0.73
Outcome 2	0	0%	2	14.29%	4	28.57%	8	57.14%	0	0%	14	3.43	4	4	0.73
Outcome 2	0	0%	2	14.29%	12	85.71%	0	0%	0	0%	14	2.86	3	3	0.35
Outcome 2	0	0%	2	14.29%	8	57.14%	4	28.57%	0	0%	14	3.14	3	3	0.64
Total/Percentage	0	0%	10	11.9%	42	50%	32	38.1%	0	0%	84				

ENROLLMENT AND GRADUATION TREND DATA

ED.D. PCS PROFESSIONAL COUNSELING AND SUPERVISION ACTIVE MAJORS & GRADUATE DATA TRENDS

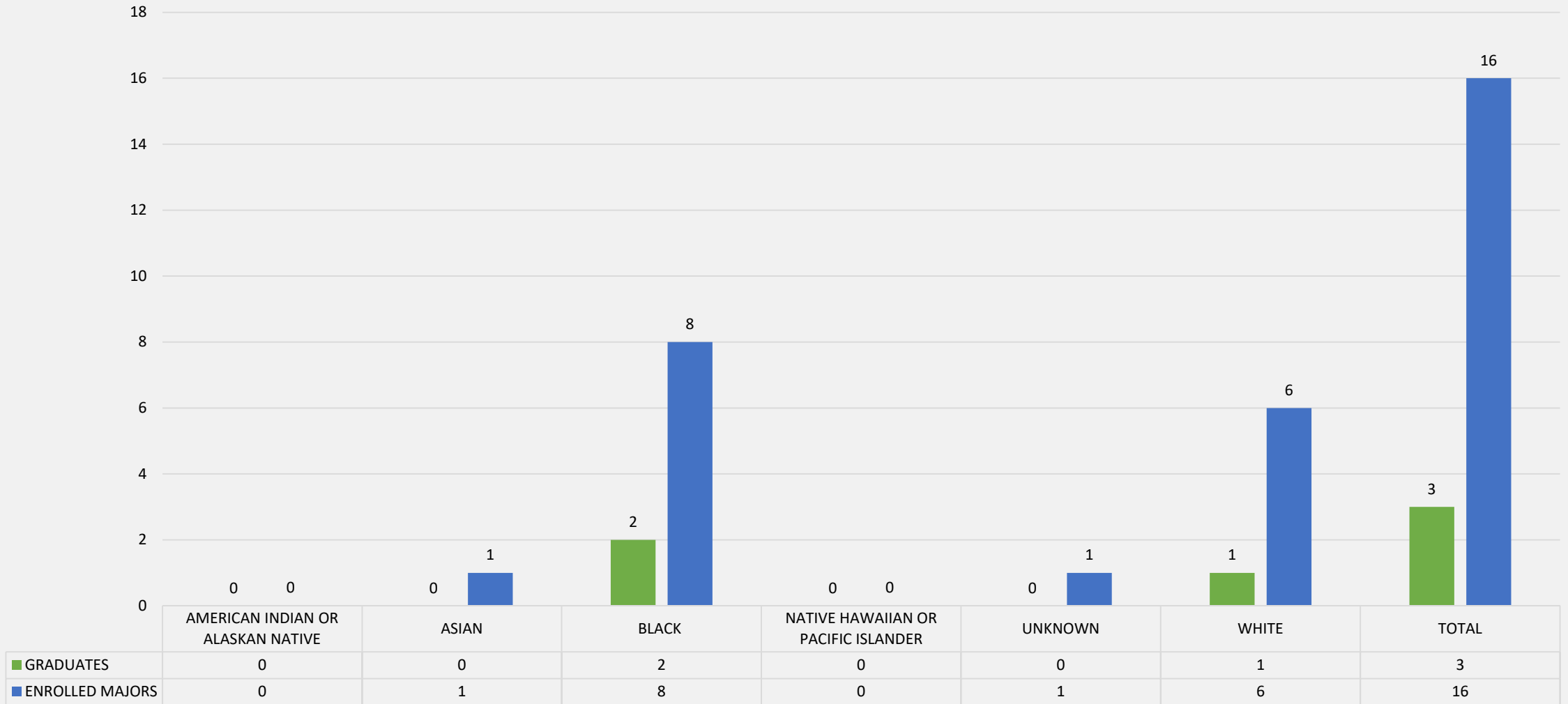


◆ ENROLLED
■ GRADUATES

	FY 2012-2013	FY 2013-2014	FY 2014-2015	FY 2015-2016	FY 2016-2017	AY 2017-2018
ENROLLED	20	17	13	19	18	16
GRADUATES	6	7	4	3	11	3

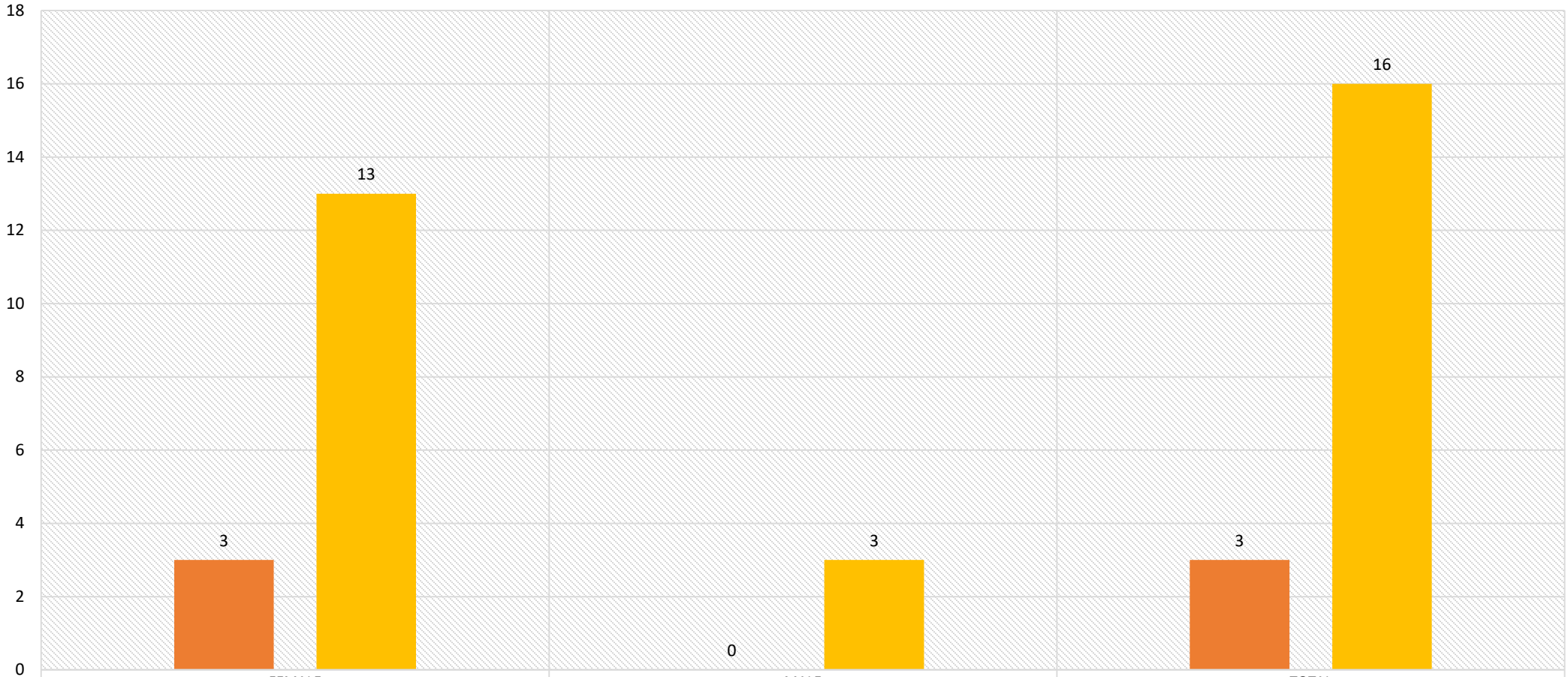
RACE – ACTIVE MAJORS AND GRADUATES FOR FISCAL YEAR 2017-2018

RACE - Ed.D. PROFESSIONAL COUNSELING AND SUPERVISION FOR GRADUATES AND ENROLLED MAJORS FOR AY 2017-2018



GENDER – ACTIVE MAJORS AND GRADUATES FOR FISCAL YEAR 2017-2018

GENDER - Ed.D. PROFESSIONAL COUNSELING AND SUPERVISION FOR GRADUATES AND ENROLLED MAJORS FOR AY 2017-2018



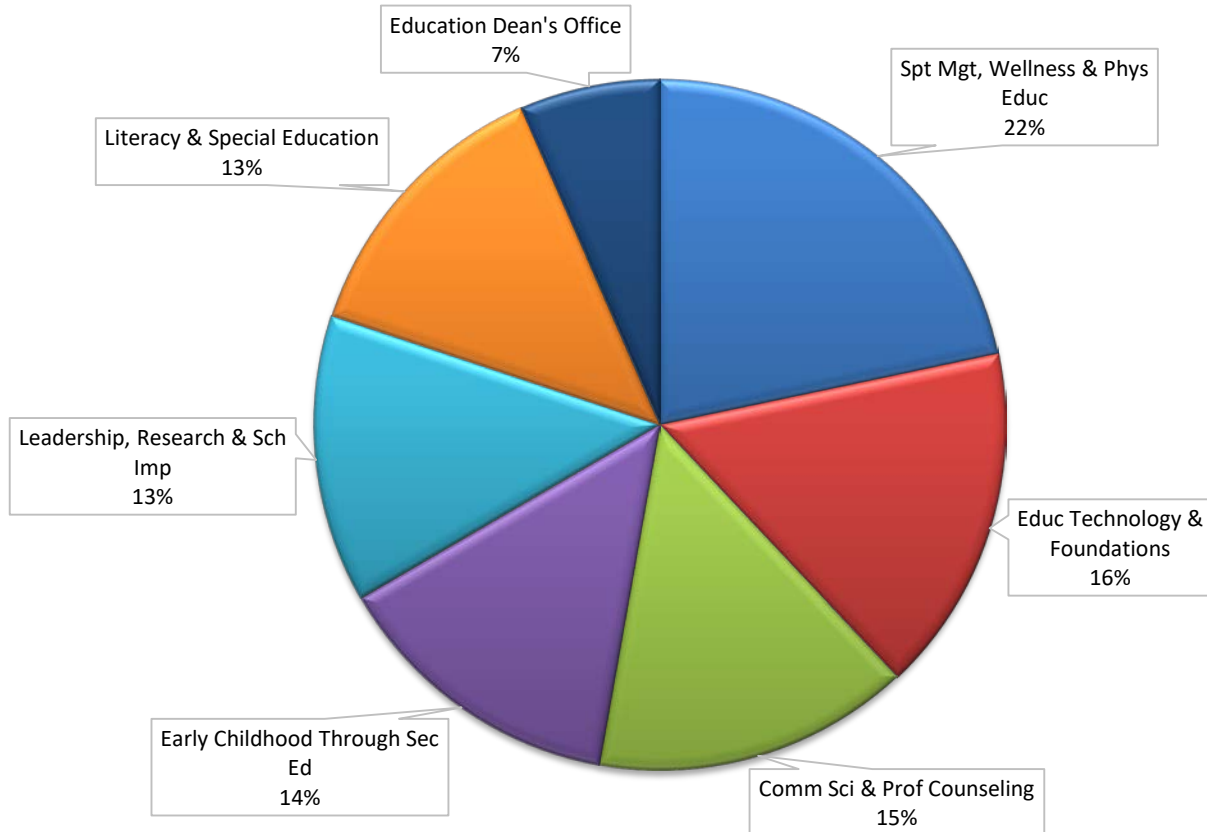
GRADUATES
ENROLLED MAJORS

	FEMALE	MALE	TOTAL
GRADUATES	3	0	3
ENROLLED MAJORS	13	3	16

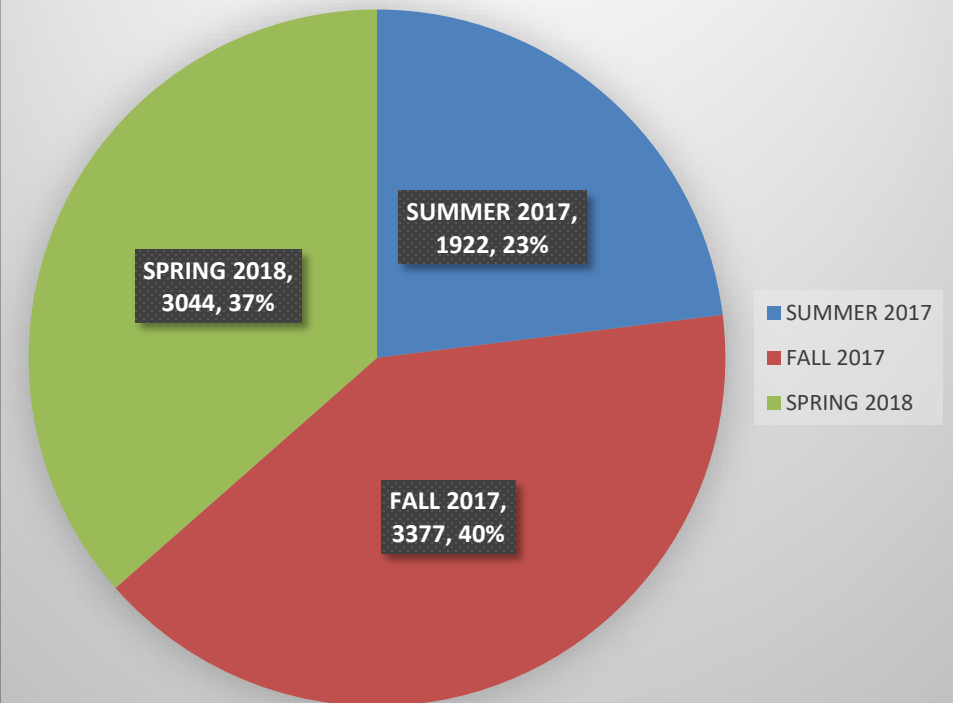
CREDIT HOUR PRODUCTION

TERM	SUMMER 2017			FALL 2017			SPRING 2018			Total by ROWS		
	ENRL	MAX_ENRL	CRED_HRS	ENRL	MAX_ENRL	CRED_HRS	ENRL	MAX_ENRL	CRED_HRS	ENRL	MAX_ENRL	CRED_HRS
Spt Mgt, Wellness & Phys Educ	456	622	1226	2054	2202	5050	2309	2432	5932	4819	5256	12208
Educ Technology & Foundations	854	921	2562	1111	1090	3333	1093	1221	3279	3058	3232	9174
Comm Sci & Prof Counseling	614	893	1922	1093	1453	3377	996	1410	3044	2703	3756	8343
Early Childhood Through Sec Ed	363	478	1059	1217	1856	3238	1225	1732	3475	2805	4066	7772
Leadership, Research & Sch Imp	743	914	2154	939	1094	2735	921	1136	2684	2603	3144	7573
Literacy & Special Education	425	610	1192	1068	1536	3181	1071	1594	3140	2564	3740	7513
Education Dean's Office	148	199	444	525	545	1575	557	615	1671	1230	1359	3690
Total by COLUMNS	3603	4637	10559	8007	9776	22489	8172	10140	23225	19782	24553	56273

CREDIT HOUR PRODUCTION FOR AY 18 FOR COLLEGE OF EDUCATION



CREDIT HOUR PRODUCTION FOR COMMUNICATION SCIENCE AND PROFESSIONAL COUNSELING FOR AY 18



CREDIT HOUR PRODUCTION

TERM	SUMMER 2017			FALL 2017			SPRING 2018			Total by ROWS		
SUBJ	ENRL	MAX_ENRL	CRED_HRS	ENRL	MAX_ENRL	CRED_HRS	ENRL	MAX_ENRL	CRED_HRS	ENRL	MAX_ENRL	CRED_HRS
CEPD	386	650	1145	525	806	1589	418	655	1307	1329	2111	4041
SLPA	228	243	777	568	647	1788	578	755	1737	1374	1645	4302
Total by COLUMNS	614	893	1922	1093	1453	3377	996	1410	3044	2703	3756	8343

**TOTAL CREDIT HOUR PRODUCTION BY SUBJECT FOR AY
2017 - 2018**

