



**PREPARING
EXEMPLARY
PRACTITIONERS** | FIELD-BASED
INQUIRY
PROFESSIONAL
EXCELLENCE
BETTERMENT
OF SOCIETY
Adaptive • Proactive • Decisive • Leading • Reflective • Inquisitive
Knowledgeable • Collaborative • Empathetic • Culturally Sensitive

DATA PROGRAM REPORT

Ed.S. PROFESSIONAL COUNSELING AND SUPERVISION

The University of West Georgia
Summer 2017 | Fall 2017 | Spring 2018

Prepared by:

Katherine Fontanella, Assessment Program Specialist
Megan Landers, Graduate Assistant

GOALS FOR IMPROVEMENT 2017-2018

Directions: Review progress toward 2017-2018 goals data found in this annual report. Complete the table and consider the results of your efforts as you plan for 2018-2019. Record your progress at <https://goo.gl/forms/KZGjMrMIsV7jvP4B2>

To record 2018-2019 goals, please click here: <https://goo.gl/forms/S9M8BZP60UbYPWfm1>

Professional Counseling and Supervision, Ed.S. SMART	STRATEGY(IES) YOUR PROGRAM WILL USE TO ACHIEVE THIS GOAL	PROGRESS	DATA USED TO INFORM RESPONSES	STRATEGIC IMPERATIVE	PLANS TO GROW PROGRAM	DISTICTIVE FEATURES
To implement an assessment to measure quality clinical supervision among the students.	We are going to develop a workgroup to explore ways in which we can assess this goal.		This was a gap in our current assessment plan that needs to be fulfilled. The lack of data was the data needed to develop this goal.	Student Success	We do not plan to grow the program at this time.	This program is considered a feeder program into the EdD program.
Improving the assessment process for EdS program to assess overall learning of students who complete the program	Develop a procedure connected to the exit exam to measure students' progress and learning.		We have a lot individual data, but no data indicating overall student learning that indicates learning outcomes are met.	Operational Success		
Improve APA and academic tone of writing by 1 pt in 8135	We are going to continue to work with students in professional writing and designing effective programs.		The key assessment for 8135 indicates students were not proficient in APA or academic writing.	Academic Success		

CEPD 8138 CULTURAL DIVERSITY LEADERSHIP PROJECT ASSIGNMENT

Term	Course Number	Course Title	Section	CourseWork Name	Assessment Tool (s)	Number of students that received this coursework	Number of students who have submitted this coursework	Number of students who have not submitted this coursework	Number of students who have been assessed for this coursework
Fall Semester 2017	CEPD 8138	Advanced Multicultural Course	E01	CEPD 8138 Cultural Diversity Leadership Project Assignment Fall 2017	CEPD 8138 Cultural Diversity Leadership Project Rubric	21	21	0	21

THE TABLES BELOW CONTAIN AGGREGATE DATA FOR THE FORM : CEPD 8138 Cultural Diversity Leadership Project Rubric															
CEPD 8138 Cultural Diversity Leadership Project Rubric															
Rubric	# Unacceptable	% Unacceptable	# Developing	% Developing	# Proficient	% Proficient	# Exemplary	% Exemplary	# No Response	% No Response	Total Response	Mean	Median	Mode	Standard Deviation
Ed.S. LO 6:Design counseling goals for cultural diversity project	0	0%	0	0%	5	23.81%	16	76.19%	0	0%	21	3.76	4	4	0.43
Ed.S. LO 6:Identify current minority groups that needs targeted interventions within the candidates identified area of interest	0	0%	0	0%	5	23.81%	16	76.19%	0	0%	21	3.76	4	4	0.43
Ed.S. LO 6:Identify strategies for targeting ethical issues as they relate to multicultural groups	0	0%	0	0%	2	9.52%	19	90.48%	0	0%	21	3.9	4	4	0.29
Ed.S. LO 1 & 6:Integrate counseling theories into cultural diversity plan	0	0%	0	0%	7	33.33%	14	66.67%	0	0%	21	3.67	4	4	0.47
Ed.S. LO 2 & 6:Identify evaluations methods and link to project goals	0	0%	2	9.52%	6	28.57%	13	61.9%	0	0%	21	3.52	4	4	0.66
Total/Percentage	0	0%	2	1.9%	25	23.81%	78	74.29%	0	0%	105				

CEPD 8141 ED.S. SUPERVISION PRESENTATION RUBRIC

Term	Course Number	Course Title	Section	CourseWork Name	Assessment Tool (s)	Number of students that received this coursework	Number of students who have submitted this coursework	Number of students who have not submitted this coursework	Number of students who have been assessed for this coursework
Summer Semester 2017	CEPD 8141	Supervision in Counseling	E01	CEPD 8141 Ed.S. Supervision Presentation Rubric Assignment Summer 2017	CEPD 8141 Ed.S. Supervision Presentation Rubric	23	23	0	23

THE TABLES BELOW CONTAIN AGGREGATE DATA FOR THE FORM : CEPD 8141 Ed.S. Supervision Presentation Rubric

Supervision Rubric

Program Goal #3: Demonstrate the knowledge and skills required to provide quality clinical supervision Case Presentation Rubric CEPD 8141	# Unacceptable (1)	% Unacceptable (1)	# Developing (2)	% Developing (2)	# Proficient (3)	% Proficient (3)	# Exemplary (4)	% Exemplary (4)	# No Response	% No Response	Total Response	Mean	Median	Mode	Standard Deviation
3.2 Prepare a class presentation based on one of your supervision sessions that demonstrates the ability to apply the Discrimination Model in counseling supervision.	0	0%	0	0%	1	4.35%	22	95.65%	0	0%	23	3.96	4	4	0.2
Total/Percentage	0	0%	0	0%	1	4.35%	22	95.65%	0	0%	23				

CEPD 8152 CONSULTATION CASE STUDY

Term	Course Number	Course Title	Section	CourseWork Name	Assessment Tool (s)	Number of students that received this coursework	Number of students who have submitted this coursework	Number of students who have not submitted this coursework	Number of students who have been assessed for this coursework
Spring Semester 2018	8152	Consult, Collab, & Dev in Cou	E01	CEPD 8152 Consultation Case Study Spring 2018	CEPD 8152 Consultation Case Study Rubric	20	8	12	8

THE TABLES BELOW CONTAIN AGGREGATE DATA FOR THE FORM : CEPD 8152 Consultation Case Study Rubric: 1

CEPD 8152 Consultation Case Study Rubric

Learning Objective Rubric	# Unacceptable (1)	% Unacceptable (1)	# Acceptable (2)	% Acceptable (2)	# Proficient (3)	% Proficient (3)	# Exemplary (4)	% Exemplary (4)	# No Response	% No Response	Total Response	Mean	Median	Mode	Standard Deviation
LO #2: Demonstrate the ability to apply research methods to counseling interventions and/or program evaluation and use the information to improve programming.	0	0%	0	0%	0	0%	8	100%	0	0%	8	4	4	4	0
LO #3: Demonstrate the knowledge and skills required to provide quality clinical supervision.	0	0%	0	0%	0	0%	8	100%	0	0%	8	4	4	4	0
LO #4: Demonstrate an understanding of current issues in counseling and supervision Supervision.	0	0%	0	0%	0	0%	8	100%	0	0%	8	4	4	4	0
LO #5: Demonstrate Advanced Skills in Specialty Area of Interest	0	0%	0	0%	0	0%	8	100%	0	0%	8	4	4	4	0
LO #6: Demonstrate knowledge, skills, and disposition relevant to practice in a multicultural society	0	0%	0	0%	0	0%	8	100%	0	0%	8	4	4	4	0
Total/Percentage	0	0%	0	0%	0	0%	40	100%	0	0%	40				

CEPD 8156 LITERATURE REVIEW RUBRIC

Term	Course Number	Course Title	Section	CourseWork Name	Assessment Tool (s)	Number of students that received this coursework	Number of students who have submitted this coursework	Number of students who have not submitted this coursework	Number of students who have been assessed for this coursework
Spring Semester 2018	CEPD 8156	Designing Effective Programs	E01	CEPD 8156 Designing Effective Programs Spring 2018	CEPD 8156 Literature Review Rubric	28	24	4	24

THE TABLES BELOW CONTAIN AGGREGATE DATA FOR THE FORM : CEPD 8156 Literature Review Rubric: 1

CEPD 8156 Literature Review Rubric															
CEPD 8156 Literature Review Rubric	# Unacceptable (1)	% Unacceptable (1)	# Acceptable (2)	% Acceptable (2)	# Proficient (3)	% Proficient (3)	# Exemplary (4)	% Exemplary (4)	# No Response	% No Response	Total Response	Mean	Median	Mode	Standard Deviation
Ed.S. LO 5	0	0%	0	0%	0	0%	24	100%	0	0%	24	4	4	4	0
Ed.S. LO 2	0	0%	0	0%	0	0%	24	100%	0	0%	24	4	4	4	0
Ed.S. LO 1	0	0%	0	0%	0	0%	24	100%	0	0%	24	4	4	4	0
Ed.S. LO 2	0	0%	0	0%	0	0%	24	100%	0	0%	24	4	4	4	0
Ed.S. LO N/A	0	0%	0	0%	0	0%	23	100%	1	4.35%	24	4	4	4	0
Total/Percentage	0	0%	0	0%	0	0%	119	100%	1	0.87%	120				

CEPD 8171 KEY ASSESSMENT RUBRIC

Term	Course Number	Course Title	Section	CourseWork Name	Assessment Tool (s)	Number of students that received this coursework	Number of students who have submitted this coursework	Number of students who have not submitted this coursework	Number of students who have been assessed for this coursework
Summer Semester 2017	CEPD 8171	Current Issues in Coun/Supvsn	E01	CEPD 8171 Current Issues in Counseling/Supervision Summer 2017	CEPD 8171 Key Assessment Rubric	25	20	5	19

THE TABLES BELOW CONTAIN AGGREGATE DATA FOR THE FORM : CEPD 8171 Key Assessment Rubric															
CEPD 8171 Key Assessment Rubric															
CEPD 8171 Key Assessment Rubric	# Unacceptable	% Unacceptable	# Acceptable	% Acceptable	# Proficient	% Proficient	# Exemplary	% Exemplary	# No Response	% No Response	Total Response	Mean	Median	Mode	Standard Deviation
Clarity of writing and APA compliance	0	0%	0	0%	5	26.32%	14	73.68%	0	0%	19	3.74	4	4	0.44
Knowledge of research and evidence-based counseling interventions	0	0%	0	0%	4	21.05%	15	78.95%	0	0%	19	3.79	4	4	0.41
Evaluation of counseling intervention(s)	0	0%	0	0%	3	15.79%	16	84.21%	0	0%	19	3.84	4	4	0.36
Continuous improvement	0	0%	0	0%	3	15.79%	16	84.21%	0	0%	19	3.84	4	4	0.36
Total/Percentage	0	0%	0	0%	15	19.74%	61	80.26%	0	0%	76				

CEPD 8184 QUANTITATIVE RESEARCH REPORT ASSIGNMENT

Term	Course Number	Course Title	Section	CourseWork Name	Assessment Tool (s)	Number of students that received this coursework	Number of students who have submitted this coursework	Number of students who have not submitted this coursework	Number of students who have been assessed for this coursework
Fall Semester 2017	CEPD 8184	Research Quantitative Analy	E01	CEPD 8184 Quantitative Research Report Assignment Fall 2017	CEPD 8184 Quantitative Research Report Rubric	23	22	1	22

THE TABLES BELOW CONTAIN AGGREGATE DATA FOR THE FORM : CEPD 8184 Quantitative Research Report Rubric

CEPD 8184 Quantitative Research Report Rubric

Rubric	# Unacceptable	% Unacceptable	# Developing	% Developing	# Proficient	% Proficient	# No Response	% No Response	Total Response	Mean	Median	Mode	Standard Deviation
Ed.S. LO 2: Compute and interpret descriptive statistics	0	0%	0	0%	22	100%	0	0%	22	3	3	3	0
Ed.S. LO 2 Recognize implications for counseling profession	0	0%	0	0%	22	100%	0	0%	22	3	3	3	0
Total/Percentage	0	0%	0	0%	44	100%	0	0%	44				

CEPD 8185 PROFESSIONAL RESEARCH WRITING PUBLISHABLE MANUSCRIPT

Term	Course Number	Course Title	Section	CourseWork Name	Assessment Tool (s)	Number of students that received this coursework	Number of students who have submitted this coursework	Number of students who have not submitted this coursework	Number of students who have been assessed for this coursework
Fall Semester 2017	CEPD 8185	Professional Research Writing	E01	CEPD 8185 Publishable Manuscript Assignment Fall 2017	CEPD 8185 Professional Research Writing Publishable Manuscript Rubric	24	22	2	22

THE TABLES BELOW CONTAIN AGGREGATE DATA FOR THE FORM : CEPD 8185 Professional Research Writing Publishable Manuscript Rubric: 1

CEPD 8185 Professional Research Writing Publishable Manuscript Rubric

Rubric	# Unacceptable	% Unacceptable	# Developing	% Developing	# Proficient	% Proficient	# Exemplary	% Exemplary	# No Response	% No Response	Total Response	Mean	Median	Mode	Standard Deviation
APA Format/Professional Writing Tone	0	0%	0	0%	1	4.55%	21	95.45%	0	0%	22	3.95	4	4	0.21
Introduction	0	0%	0	0%	1	4.55%	21	95.45%	0	0%	22	3.95	4	4	0.21
Literature Review	0	0%	0	0%	1	4.55%	21	95.45%	0	0%	22	3.95	4	4	0.21
Methods/Conceptual Framework	0	0%	0	0%	1	4.55%	21	95.45%	0	0%	22	3.95	4	4	0.21
Recommendations and Implications Section	0	0%	0	0%	1	4.55%	21	95.45%	0	0%	22	3.95	4	4	0.21
Conclusion	0	0%	0	0%	1	4.55%	21	95.45%	0	0%	22	3.95	4	4	0.21
References/Citations	0	0%	0	0%	1	4.55%	21	95.45%	0	0%	22	3.95	4	4	0.21
Total/Percentage	0	0%	0	0%	7	4.55%	147	95.45%	0	0%	154				

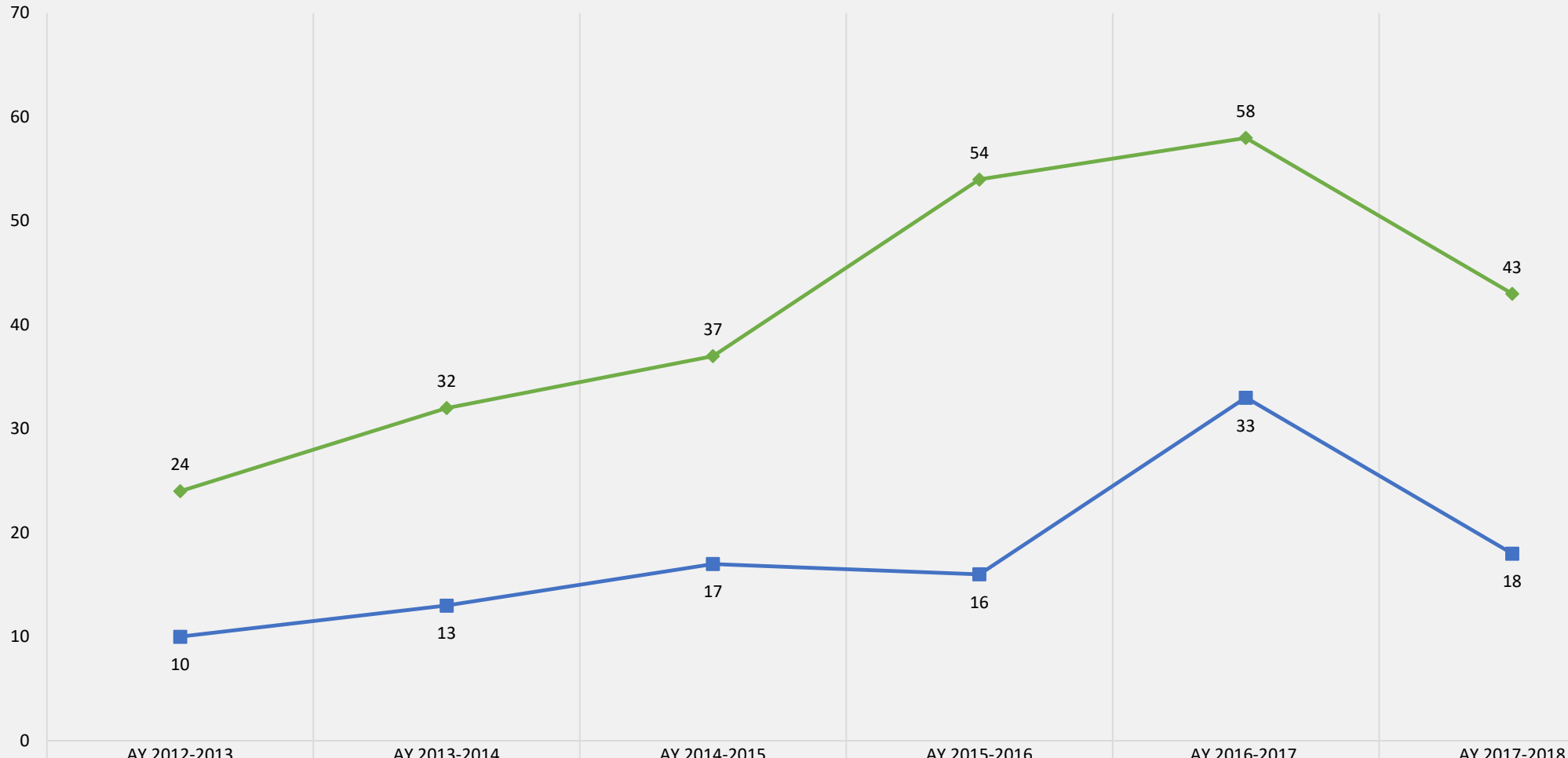
CEPD 8194 MIXED METHODS RESEARCH REPORT

Term	Course Number	Course Title	Section	CourseWork Name	Assessment Tool (s)	Number of students that received this coursework	Number of students who have submitted this coursework	Number of students who have not submitted this coursework	Number of students who have been assessed for this coursework
Spring Semester 2018	CEPD 8194	Resch: Mixed Methods Analysis	E01	CEPD 8194 Data Research Report Spring 2018	CEPD 8194 Mixed Methods Research Report	20	20	0	20

THE TABLES BELOW CONTAIN AGGREGATE DATA FOR THE FORM : CEPD 8194 Mixed Methods Research Report																
CEPD 8194 Mixed Methods Data Research Report																
Rubric:	# Unacceptable	% Unacceptable	# Developing	% Developing	# Proficient	% Proficient	# Exemplary	% Exemplary	# No Response	% No Response	Total Response	Mean	Median	Mode	Standard Deviation	
Ed.S. LO 2: Apply relevant research findings to inform the practice of counseling settings	0	0%	0	0%	0	0%	20	100%	0	0%	20	4	4	4	0	
Ed.S. LO 2: Differentiate between quantitative, qualitative, and mixed methods research designs	0	0%	0	0%	0	0%	20	100%	0	0%	20	4	4	4	0	
Ed.S. LO 2: Recognize important ethical considerations in conducting research with human subjects	0	0%	0	0%	0	0%	20	100%	0	0%	20	4	4	4	0	
Ed.S. LO 2: Collect, compute, and interpret descriptive and inferential statistics	0	0%	0	0%	0	0%	20	100%	0	0%	20	4	4	4	0	
Ed.S. LO 2: Collect, analyze, and interpret qualitative data	0	0%	0	0%	0	0%	20	100%	0	0%	20	4	4	4	0	
Ed.S. LO 2: Prepare a research report to include findings and interpretations of quantitative and qualitative data	0	0%	0	0%	0	0%	20	100%	0	0%	20	4	4	4	0	
Total/Percentage	0	0%	0	0%	0	0%	120	100%	0	0%	120					

ENROLLMENT AND GRADUATION TREND DATA

ED.S. PROFESSIONAL COUNSELING AND SUPERVISION ACTIVE MAJORS & GRADUATE DATA TRENDS



◆ ENROLLED
■ GRADUATES

AY 2012-2013

AY 2013-2014

AY 2014-2015

AY 2015-2016

AY 2016-2017

AY 2017-2018

24

32

37

54

58

43

10

13

17

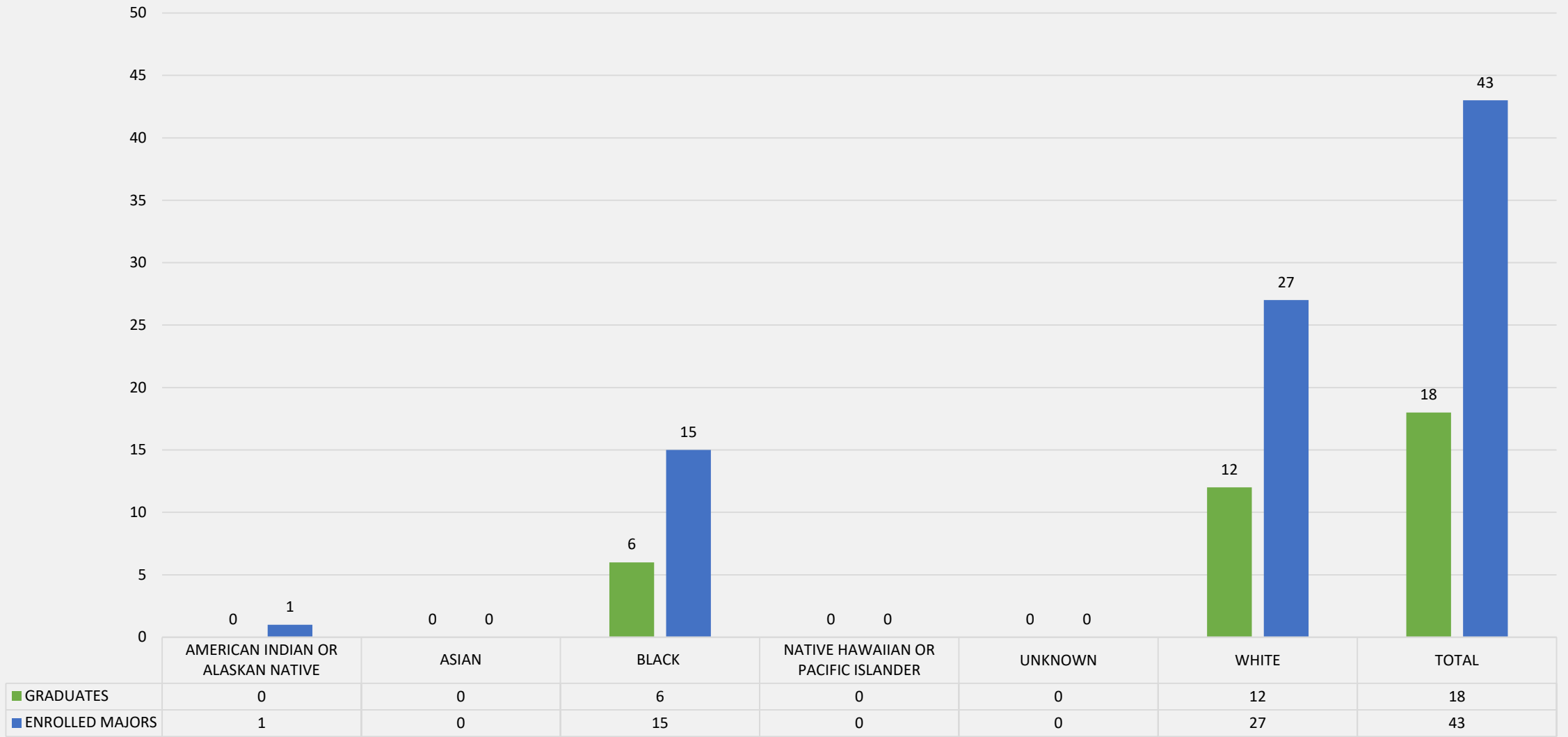
16

33

18

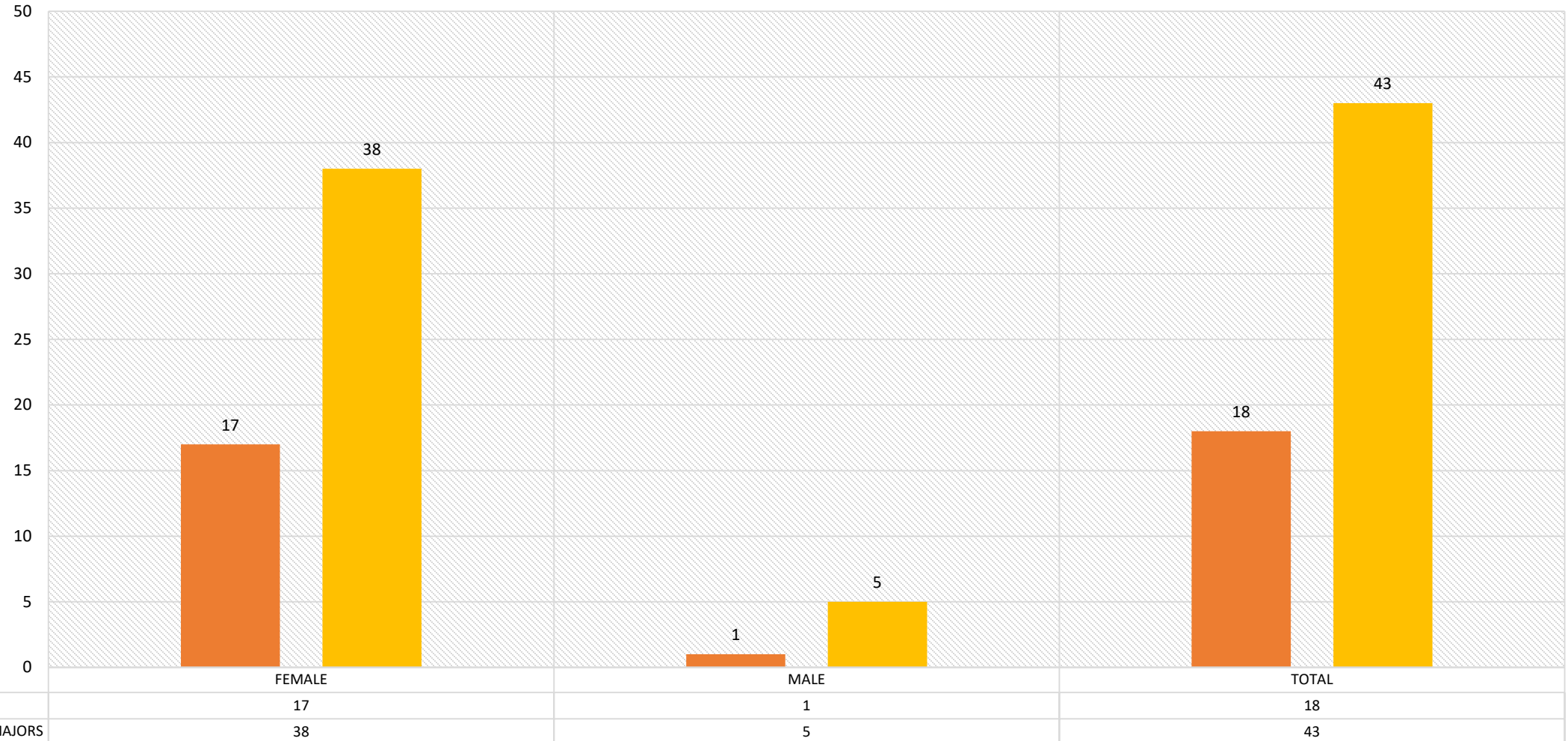
RACE – ENROLLED MAJORS AND GRADUATES FOR ACADEMIC YEAR 2017-2018

RACE - Ed.S. PROFESSIONAL COUNSELING FOR GRADUATES AND ENROLLED MAJORS FOR AY 2017-2018



GENDER – ENROLLED MAJORS AND GRADUATES FOR ACADEMIC YEAR 2017-2018

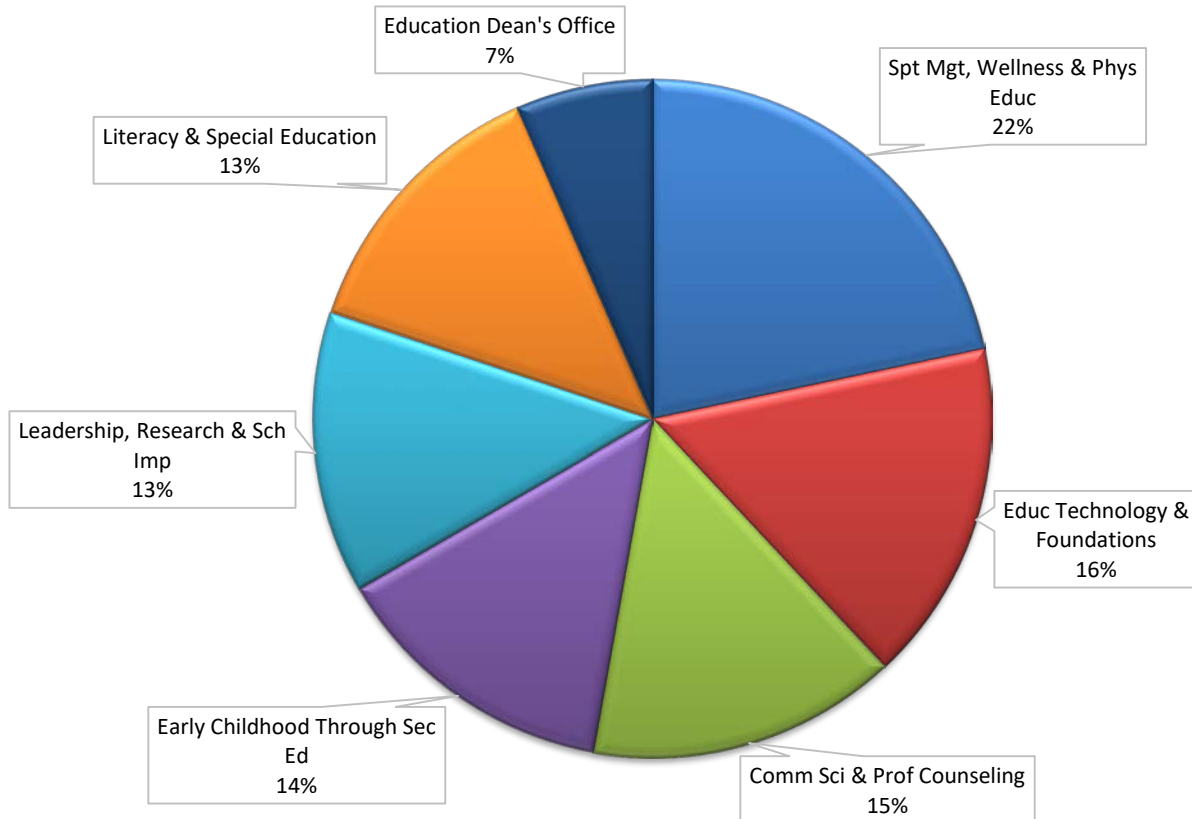
GENDER - Ed.S. PROFESSIONAL COUNSELING FOR GRADUATES AND ENROLLED MAJORS FOR AY 2017-2018



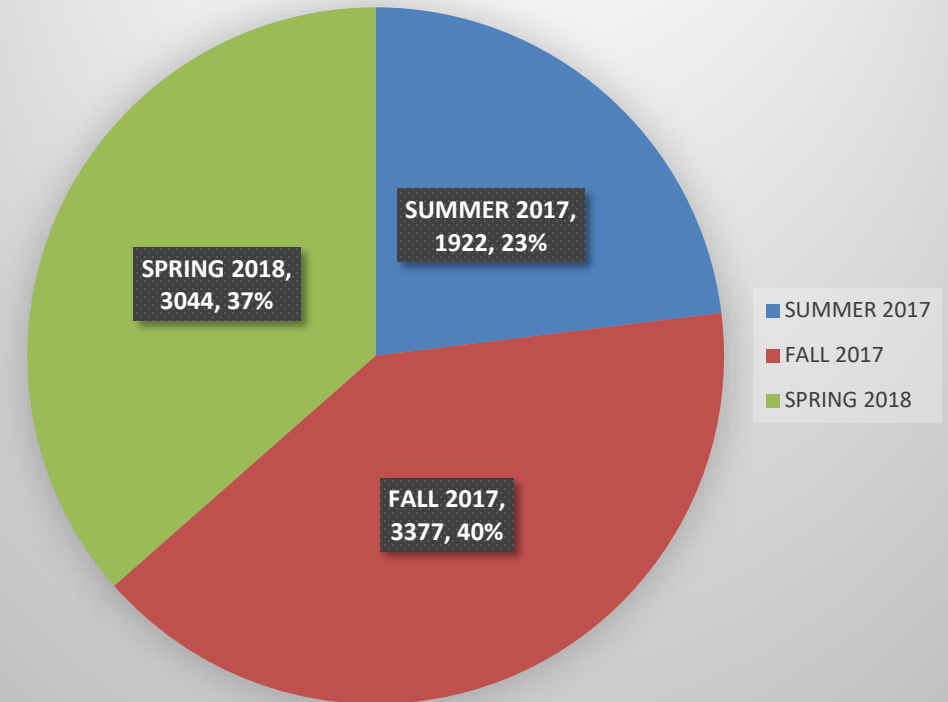
CREDIT HOUR PRODUCTION

TERM	SUMMER 2017			FALL 2017			SPRING 2018			Total by ROWS		
	ENRL	MAX_ENRL	CRED_HRS	ENRL	MAX_ENRL	CRED_HRS	ENRL	MAX_ENRL	CRED_HRS	ENRL	MAX_ENRL	CRED_HRS
Spt Mgt, Wellness & Phys Educ	456	622	1226	2054	2202	5050	2309	2432	5932	4819	5256	12208
Educ Technology & Foundations	854	921	2562	1111	1090	3333	1093	1221	3279	3058	3232	9174
Comm Sci & Prof Counseling	614	893	1922	1093	1453	3377	996	1410	3044	2703	3756	8343
Early Childhood Through Sec Ed	363	478	1059	1217	1856	3238	1225	1732	3475	2805	4066	7772
Leadership, Research & Sch Imp	743	914	2154	939	1094	2735	921	1136	2684	2603	3144	7573
Literacy & Special Education	425	610	1192	1068	1536	3181	1071	1594	3140	2564	3740	7513
Education Dean's Office	148	199	444	525	545	1575	557	615	1671	1230	1359	3690
Total by COLUMNS	3603	4637	10559	8007	9776	22489	8172	10140	23225	19782	24553	56273

CREDIT HOUR PRODUCTION FOR AY 18 FOR COLLEGE OF EDUCATION



CREDIT HOUR PRODUCTION FOR COMMUNICATION SCIENCE AND PROFESSIONAL COUNSELING FOR AY 18



CREDIT HOUR PRODUCTION

TERM	SUMMER 2017			FALL 2017			SPRING 2018			Total by ROWS		
	ENRL	MAX_ENRL	CRED_HRS	ENRL	MAX_ENRL	CRED_HRS	ENRL	MAX_ENRL	CRED_HRS	ENRL	MAX_ENRL	CRED_HRS
CEPD	386	650	1145	525	806	1589	418	655	1307	1329	2111	4041
SLPA	228	243	777	568	647	1788	578	755	1737	1374	1645	4302
Total by COLUMNS	614	893	1922	1093	1453	3377	996	1410	3044	2703	3756	8343

**TOTAL CREDIT HOUR PRODUCTION BY SUBJECT FOR AY 2017
- 2018**

