



**PREPARING
EXEMPLARY
PRACTITIONERS** | FIELD-BASED
INQUIRY
PROFESSIONAL
EXCELLENCE
BETTERMENT
OF SOCIETY

Adaptive • Proactive • Decisive • Leading • Reflective • Inquisitive
Knowledgeable • Collaborative • Empathetic • Culturally Sensitive

DATA PROGRAM REPORT

Ed.S. SPECIAL EDUCATION

The University of West Georgia
Summer 2017 | Fall 2017 | Spring 2018

Prepared by:

Katherine Fontanella, Assessment Program Specialist
Megan Landers, Graduate Assistant

GOALS FOR IMPROVEMENT 2017-2018

Directions: Review progress toward 2017-2018 goals data found in this annual report. Complete the table and consider the results of your efforts as you plan for 2018-2019. Record your progress at <https://goo.gl/forms/KZGjMrMIsV7jvP4B2>

To record 2018-2019 goals, please click here: <https://goo.gl/forms/S9M8BZP60UbYPWfm1>

Special Education, Ed.S. SMART	STRATEGY(IES) YOUR PROGRAM WILL USE TO ACHIEVE THIS GOAL	PROGRESS	DATA USED TO INFORM RESPONSES	STRATEGIC IMPERATIVE	PLANS TO GROW PROGRAM	DISTICTIVE FEATURES
On the curriculum design project in SPED 8771, Ed.S. students will increase the average score on the literature review portion of the rubric to a 3.2. Currently, the overall average score for 2016-2017 on the literature review portion of the rubric is a 3.03 out of 4, with a range from 2.33 to 3.71. This goal aligns with CEC standard 4.1.	By Spring 2018, in SPED 8771 and SPED 7782, we will: 1) add an advanced academic writing module as a required component of each course. This module will include APA formatting, finding/citing research, and synthesizing / looking for patterns within the research; 2) add a required text or source to support advanced graduate level writing.		SPED 8771 Curriculum Design Project Rubric, Literature Review Portion	Student Success	Facebook page, flyers, marketing to increase enrollment. We offer a track for speech-language pathologists now in our Ed.S. program.	Fully Online, Flexible, Faculty Advisors, 8-week sessions
On the final research project in SPED 8784, Ed.S. students will increase the average score on the results portion of the rubric from a 3.52 to a 3.6. Currently, only 69.7% of students score exemplary in the results section of the rubric for 2016-2017.	Instructors will increase feedback of assignments (e.g., draft submissions); provide additional resources in a module in SPED 8784.		SPED 8784 Final Research Project, Results Section of the Rubric	Student Success		

SPED COURSE COMPREHENSIVE AND AGGREGATE
DATA FOR AY18

SPED 7704 SPECIAL EDUCATION LEADERSHIP PLAN PROJECT RUBRIC

Term	Course Number	Course Title	Section	CourseWork Name	Assessment Tool (s)	Number of students that received this coursework	Number of students who have submitted this coursework	Number of students who have not submitted this coursework	Number of students who have been assessed for this coursework
Spring Semester 2018	SPED 7704	Ldrshp & Adm Spec Edu Prgm	E01	SPED 7704 Special Education Leadership Plan Spring 2018	SPED 7704 Special Education Leadership Plan Project Rubric	29	29	0	29
Spring Semester 2018	SPED 7704	Ldrshp & Adm Spec Edu Prgm	E02	SPED 7704 Special Education Leadership Plan Spring 2018	SPED 7704 Special Education Leadership Plan Project Rubric	14	14	0	14
Spring Semester 2018	SPED 7704	Ldrshp & Adm Spec Edu Prgm	E04	SPED 7704 Special Education Leadership Plan Spring 2018	SPED 7704 Special Education Leadership Plan Project Rubric	1	1	0	1

THE TABLES BELOW CONTAIN AGGREGATE DATA FOR THE FORM : SPED 7704 Special Education Leadership Plan Project Rubric

SPED 7704 SPECIAL EDUCATION LEADERSHIP PLAN PROJECT RUBRIC

SPED 7704 Special Education Leadership Plan# Failing Project Rubric	% Failing UNACCEPTABLE	# Failing UNACCEPTABLE	% Failing DEVELOPING	# Failing DEVELOPING	% Passing PROFICIENT	# Passing PROFICIENT	% Passing EXEMPLARY	# Passing EXEMPLARY	# No Response	% No Response	Total Response	Mean	Median	Mode	Standard Deviation
Comprehensive description of an emerging, current legal, regulatory and/or ethical issue affecting education and its relationship to leadership in special education.	0	0%	0	0%	14	31.82%	30	68.18%	0	0%	44	3.7	4	4	0.46
Conclusion and synthesis of information found in the paper relate to emerging, current legal, regulatory and/or ethical issues affecting education and its relationship to leadership in special education.	4	9.09%	6	13.64%	9	20.45%	25	56.82%	0	0%	44	3.25	4	4	1
Spelling, grammar, mechanics and use of graduate level language.	1	2.27%	5	11.36%	18	40.91%	20	45.45%	0	0%	44	3.36	3	4	0.68
APA	2	4.55%	6	13.64%	13	29.55%	23	52.27%	0	0%	44	3.36	4	4	0.8
Quality of research, appropriate references used, length of paper	4	9.09%	4	9.09%	6	13.64%	30	68.18%	0	0%	44	3.5	4	4	0.92
Total/Percentage	11	5%	21	9.55%	60	27.27%	128	58.18%	0	0%	220				

SPED 8704 ED.S. DIVERSE EXPERIENCES RUBRIC

Term	Course Number	Course Title	Section	CourseWork Name	Assessment Tool (s)	Number of students that received this coursework	Number of students who have submitted this coursework	Number of students who have not submitted this coursework	Number of students who have been assessed for this coursework
Summer Semester 2017	SPED 8704	Multicultural Issues in Educ	E01	SPED 8704 Ed.S. Diversity Project Assignment Summer 2017	SPED 8704 Ed.S. Diverse Experiences Rubric	25	24	1	24
Summer Semester 2017	SPED 8704	Multicultural Issues in Educ	E02	SPED 8704 Ed.S. Diversity Project Assignment Summer 2017	SPED 8704 Ed.S. Diverse Experiences Rubric	10	9	1	9

THE TABLES BELOW CONTAIN AGGREGATE DATA FOR THE FORM : SPED 8704 Ed.S. Diverse Experiences Rubric

SPED 8704 Ed.S. Diverse Experiences Rubric															
Rubric	# Unacceptable	% Unacceptable	# Developing	% Developing	# Proficient	% Proficient	# Exemplary	% Exemplary	# No Response	% No Response	Total Response	Mean	Median	Mode	Standard Deviation
Age/Grade Level/Diversity	0	0%	0	0%	23	69.7%	10	30.3%	0	0%	33	3.3	3	3	0.46
English Language Learners	0	0%	1	3.03%	20	60.61%	12	36.36%	0	0%	33	3.33	3	3	0.53
Special Needs	0	0%	0	0%	22	66.67%	11	33.33%	0	0%	33	3.33	3	3	0.47
Demographic Diversity	0	0%	0	0%	20	60.61%	13	39.39%	0	0%	33	3.39	3	3	0.49
Total/Percentage	0	0%	1	0.76%	85	64.39%	46	34.85%	0	0%	132				

SPED 8771 CURRICULUM DESIGN PROJECT RUBRIC

Term	Course Number	Course Title	Section	CourseWork Name	Assessment Tool (s)	Number of students that received this coursework	Number of students who have submitted this coursework	Number of students who have not submitted this coursework	Number of students who have been assessed for this coursework
Summer Semester 2017	SPED 8771	Curriculum Design & Implement	E01	SPED 8771 Curriculum Design Project Assignment Summer 2017	SPED 8771 Curriculum Design Project Rubric	25	24	1	24
Summer Semester 2017	SPED 8771	Curriculum Design & Implement	E02	SPED 8771 Curriculum Design Project Assignment Summer 2017	SPED 8771 Curriculum Design Project Rubric	11	9	2	9
Fall Semester 2017	SPED 8771	Curriculum Design & Implement	E01	SPED 8771 Curriculum Design Project Assignment Fall 2017	SPED 8771 Curriculum Design Project Rubric	14	14	0	14
Spring Semester 2018	SPED 8771	Curriculum Design & Implement	E01	SPED 8771 Curriculum Design Project Assignment Spring 2018	SPED 8771 Curriculum Design Project Rubric	1	1	0	1

THE TABLES BELOW CONTAIN AGGREGATE DATA FOR THE FORM : SPED 8771 Curriculum Design Project Rubric

SPED 8771 Curriculum Design Project Assignment															
Rubric	# Unacceptable	% Unacceptable	# Developing	% Developing	# Proficient	% Proficient	# Exemplary	% Exemplary	# No Response	% No Response	Total Response	Mean	Median	Mode	Standard Deviation
Literature Review	6	12.5%	1	2.08%	13	27.08%	28	58.33%	0	0%	48	3.31	4	4	1
Theory to Practice	4	8.33%	2	4.17%	15	31.25%	27	56.25%	0	0%	48	3.35	4	4	0.9
Graphic Organizer	3	6.25%	2	4.17%	14	29.17%	29	60.42%	0	0%	48	3.44	4	4	0.84
Reflection	3	6.25%	2	4.17%	16	33.33%	27	56.25%	0	0%	48	3.4	4	4	0.84
Total/Percentage	16	8.33%	7	3.65%	58	30.21%	111	57.81%	0	0%	192				

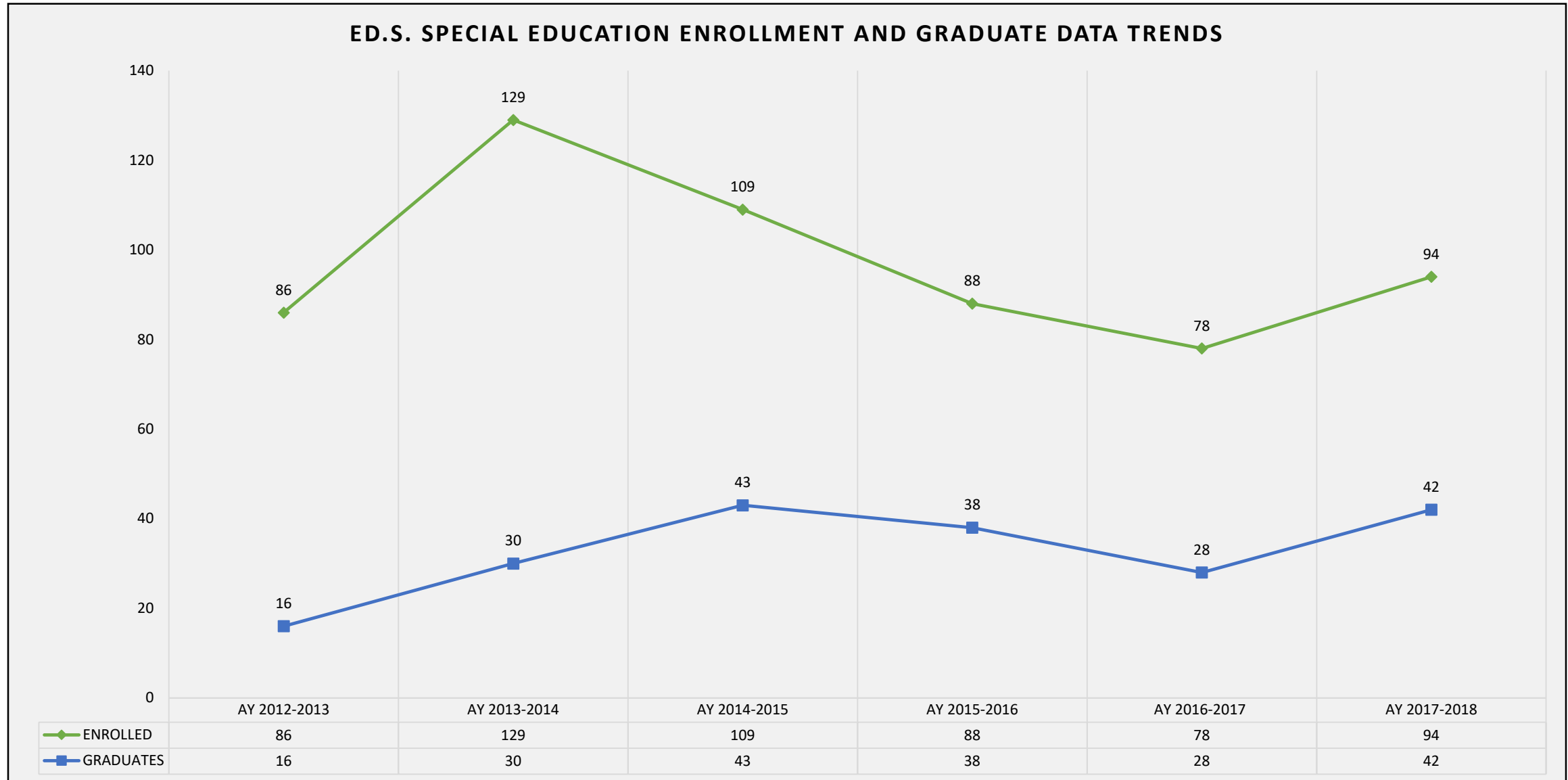
SPED 8784 RESEARCH PROJECT PAPER RUBRIC

Term	Course Number	Course Title	Section	CourseWork Name	Assessment Tool (s)	Number of students that received this coursework	Number of students who have submitted this coursework	Number of students who have not submitted this coursework	Number of students who have been assessed for this coursework
Summer Semester 2017	SPED 8784	Research Seminar	E01	SPED 8784 Research Project Summer 2017	SPED 8784 Research Project Paper Rubric	1	1	0	1
Spring Semester 2018	SPED 8784	Research Seminar	E01	SPED 8784 Research Project Spring 2018	SPED 8784 Research Project Paper Rubric	28	28	0	27
Spring Semester 2018	SPED 8784	Research Seminar	E02	SPED 8784 Research Project Spring 2018	SPED 8784 Research Project Paper Rubric	10	9	1	9

THE TABLES BELOW CONTAIN AGGREGATE DATA FOR THE FORM : SPED 8784 Research Project Paper Rubric

Rubric															
Rubric	# Unacceptable (0 points)	% Unacceptable (0 points)	# Developing	% Developing	# Proficient	% Proficient	# Exemplary	% Exemplary	# No Response	% No Response	Total	Response Mean	Median	Mode	Standard Deviation
Title Page	0	0%	0	0%	2	5.41%	35	94.59%	0	0%	37	3.95	4	4	0.23
Abstract	0	0%	0	0%	1	2.7%	36	97.3%	0	0%	37	3.97	4	4	0.16
Introduction/ Statement of Problem	0	0%	0	0%	1	2.7%	36	97.3%	0	0%	37	3.97	4	4	0.16
Review of the Literature	0	0%	0	0%	5	13.51%	32	86.49%	0	0%	37	3.86	4	4	0.34
Methodology	0	0%	1	2.7%	1	2.7%	35	94.59%	0	0%	37	3.92	4	4	0.36
Results	0	0%	1	2.7%	7	18.92%	29	78.38%	0	0%	37	3.76	4	4	0.49
Discussion	0	0%	0	0%	2	5.41%	35	94.59%	0	0%	37	3.95	4	4	0.23
APA style --refer to instructor expectations	0	0%	2	5.41%	3	8.11%	32	86.49%	0	0%	37	3.81	4	4	0.51
References and Citations	0	0%	0	0%	2	5.41%	35	94.59%	0	0%	37	3.95	4	4	0.23
Language, Grammar, Punctuation, Spelling & Sentence Structure	0	0%	0	0%	6	16.22%	31	83.78%	0	0%	37	3.84	4	4	0.37
Total/Percentage	0	0%	4	1.08%	30	8.11%	336	90.81%	0	0%	370				

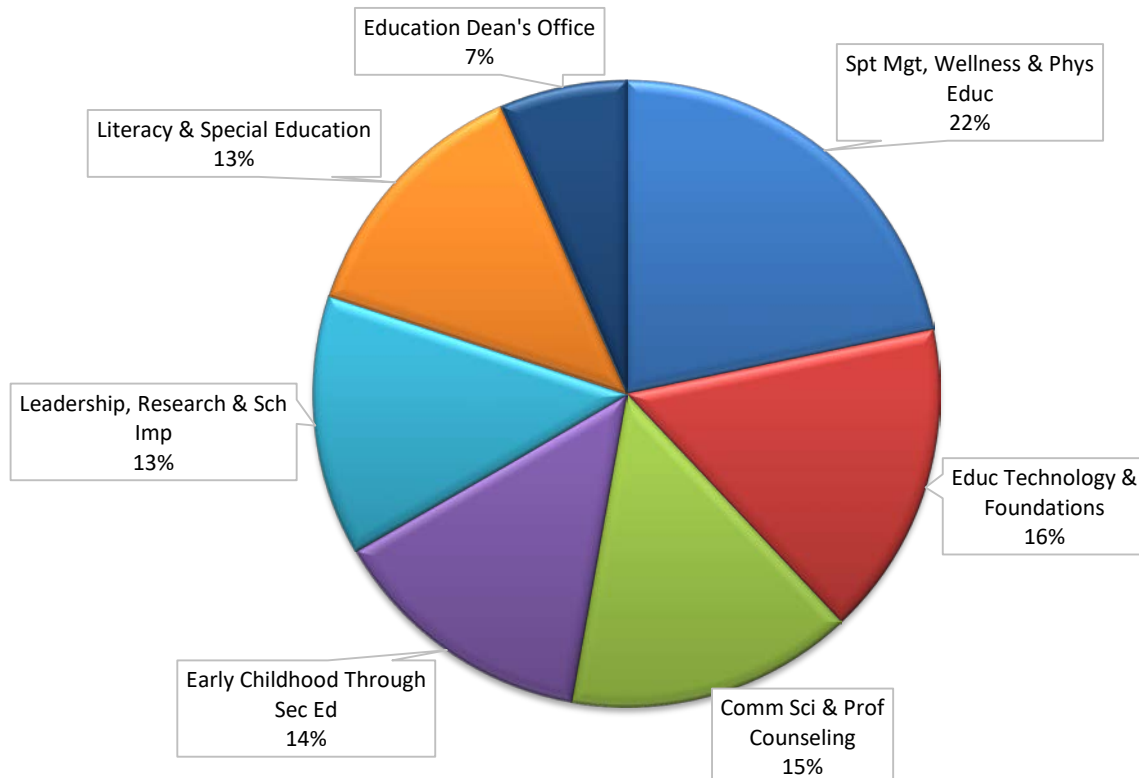
ENROLLMENT AND GRADUATION TREND DATA



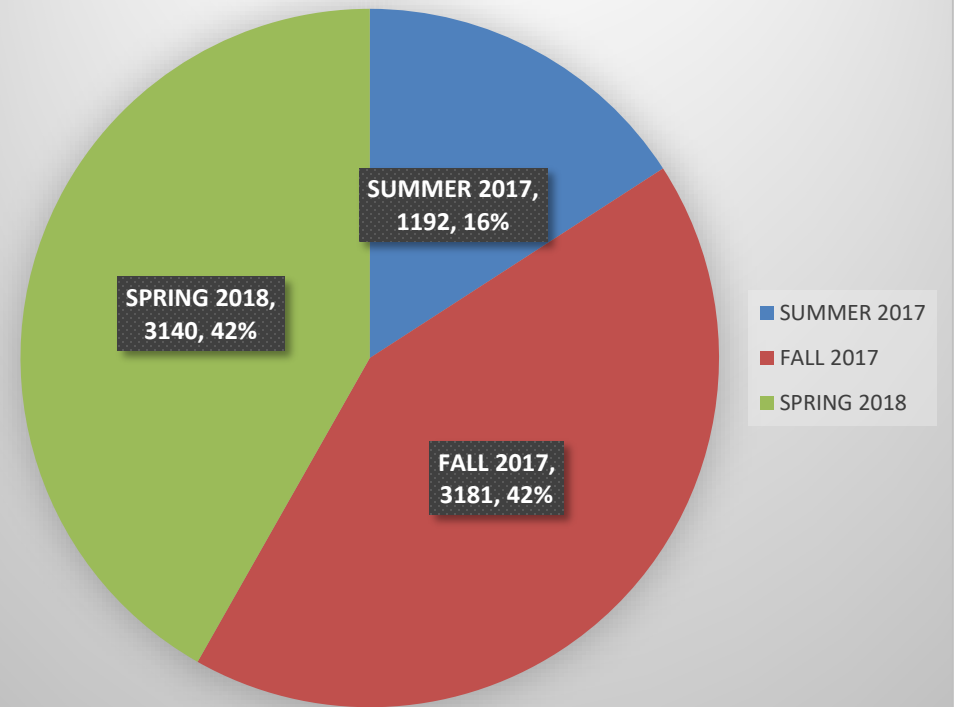
CREDIT HOUR PRODUCTION

TERM	SUMMER 2017			FALL 2017			SPRING 2018			Total by ROWS		
DEPT	ENRL	MAX_ENRL	CRED_HRS	ENRL	MAX_ENRL	CRED_HRS	ENRL	MAX_ENRL	CRED_HRS	ENRL	MAX_ENRL	CRED_HRS
Spt Mgt, Wellness & Phys Educ	456	622	1226	2054	2202	5050	2309	2432	5932	4819	5256	12208
Educ Technology & Foundations	854	921	2562	1111	1090	3333	1093	1221	3279	3058	3232	9174
Comm Sci & Prof Counseling	614	893	1922	1093	1453	3377	996	1410	3044	2703	3756	8343
Early Childhood Through Sec Ed	363	478	1059	1217	1856	3238	1225	1732	3475	2805	4066	7772
Leadership, Research & Sch Imp	743	914	2154	939	1094	2735	921	1136	2684	2603	3144	7573
Literacy & Special Education	425	610	1192	1068	1536	3181	1071	1594	3140	2564	3740	7513
Education Dean's Office	148	199	444	525	545	1575	557	615	1671	1230	1359	3690
Total by COLUMNS	3603	4637	10559	8007	9776	22489	8172	10140	23225	19782	24553	56273

CREDIT HOUR PRODUCTION FOR AY 18 FOR COLLEGE OF EDUCATION



CREDIT HOUR PRODUCTION FOR LITERACY & SPECIAL EDUCATION



CREDIT HOUR PRODUCTION

TERM	SUMMER 2017			FALL 2017			SPRING 2018			Total by ROWS		
SUBJ	ENRL	MAX_ENRL	CRED_HRS	ENRL	MAX_ENRL	CRED_HRS	ENRL	MAX_ENRL	CRED_HRS	ENRL	MAX_ENRL	CRED_HRS
PTED	0	0	0	21	30	63	17	30	51	38	60	114
READ	150	210	450	362	496	1084	317	445	923	829	1151	2457
SPED	275	400	742	685	1010	2034	737	1119	2166	1697	2529	4942
Total by COLUMNS	425	610	1192	1068	1536	3181	1071	1594	3140	2564	3740	7513

