



**PREPARING  
EXEMPLARY  
PRACTITIONERS**

FIELD-BASED  
INQUIRY  
PROFESSIONAL  
EXCELLENCE  
BETTERMENT  
OF SOCIETY

Adaptive • Proactive • Decisive • Leading • Reflective • Inquisitive  
Knowledgeable • Collaborative • Empathetic • Culturally Sensitive

# DATA PROGRAM REPORT

## M.Ed. SPECIAL EDUCATION

The University of West Georgia  
Summer 2017 | Fall 2017 | Spring 2018

Prepared by:

Katherine Fontanella, Assessment Program Specialist  
Megan Landers, Graduate Assistant

# GOALS FOR IMPROVEMENT 2017-2018

Directions: Review progress toward 2017-2018 goals data found in this annual report. Complete the table and consider the results of your efforts as you plan for 2018-2019. Record your progress at <https://goo.gl/forms/KZGjMrMIsV7jvP4B2>

To record 2018-2019 goals, please click here: <https://goo.gl/forms/S9M8BZP60UbYPWfm1>

Special Education, M.Ed. SMART	STRATEGY(IES) YOUR PROGRAM WILL USE TO ACHIEVE THIS GOAL	PROGRESS	DATA USED TO INFORM RESPONSES	STRATEGIC IMPERATIVE	PLANS TO GROW PROGRAM	DISTICTIVE FEATURES
<p>We are pausing enrollment of this program until summer 2018. Therefore, we did not write goals for 2017-2018. Our overarching goal is to work towards our 2016-2017 goal of increasing enrollment in this program. Once we restart this program, we will write student learning outcome goals for 2018-2019.</p>				Operational Success	<p>We are restarting this program summer 2018. We are revising the program to include the autism endorsement, which should help with enrollment.</p>	Fully online, will include autism endorsement.

SPEL COURSE COMPREHENSIVE AND AGGREGATE  
DATA FOR AY18

# SPED 6767 STRATEGY INSTRUCTION PROJECT RUBRIC

Term	Course Number	Course Title	Section	Course Work Name	Assessment Tool (s)	Number of students that received this coursework	Number of students who have submitted this coursework	Number of students who have not submitted this coursework	Number of students who have been assessed for this coursework
Fall Semester 2017	SPED 6767	Adv Crrlum & Mthds: Gen Crrlu	E01	SPED 6767 Strategy Instruction Project Assignment Fall 2017	SPED 6767 Strategy Instruction Project Rubric	14	14	0	14

THE TABLES BELOW CONTAIN AGGREGATE DATA FOR THE FORM : SPED 6767 Strategy Instruction Project Rubric: SPED 6767 Strategy Instruction Project Rubric																
SPED 6767 Strategy Instruction Project Rubric																
Rubric	# Unacceptable	% Unacceptable	# Developing	% Developing	# Proficient	% Proficient	# Exemplary	% Exemplary	# No Response	% No Response	Total Response	Mean	Median	Mode	Standard Deviation	
Target Child	0	0%	0	0%	3	100%	0	0%	0	0%	3	3	3	3	0	
Target Behavior	0	0%	0	0%	2	66.67%	1	33.33%	0	0%	3	3.33	3	3	0.47	
Data Collection	0	0%	0	0%	2	66.67%	1	33.33%	0	0%	3	3.33	3	3	0.47	
Intervention	0	0%	0	0%	2	66.67%	1	33.33%	0	0%	3	3.33	3	3	0.47	
Rationale & References	0	0%	0	0%	2	66.67%	1	33.33%	0	0%	3	3.33	3	3	0.47	
Learning Goal Data	0	0%	0	0%	3	100%	0	0%	0	0%	3	3	3	3	0	
Communication Skill Data	0	0%	0	0%	3	100%	0	0%	0	0%	3	3	3	3	0	
Data Analysis	0	0%	0	0%	2	66.67%	1	33.33%	0	0%	3	3.33	3	3	0.47	
Total/Percentage	0	0%	0	0%	19	79.17%	5	20.83%	0	0%	24					

# SPED 7705 M.ED. DIVERSITY PROJECT RUBRIC

Term	Course Number	Course Title	Section	Course Work Name	Assessment Tool (s)	Number of students that received this coursework	Number of students who have submitted this coursework	Number of students who have not submitted this coursework	Number of students who have been assessed for this coursework
Summer Semester 2017	SPED 7705	Urban & Multicult Issues Sp E	E01	SPED 7705 Diversity Project Assignment Summer 2017	SPED 7705 M.Ed. Diversity Project Rubric	7	6	1	6

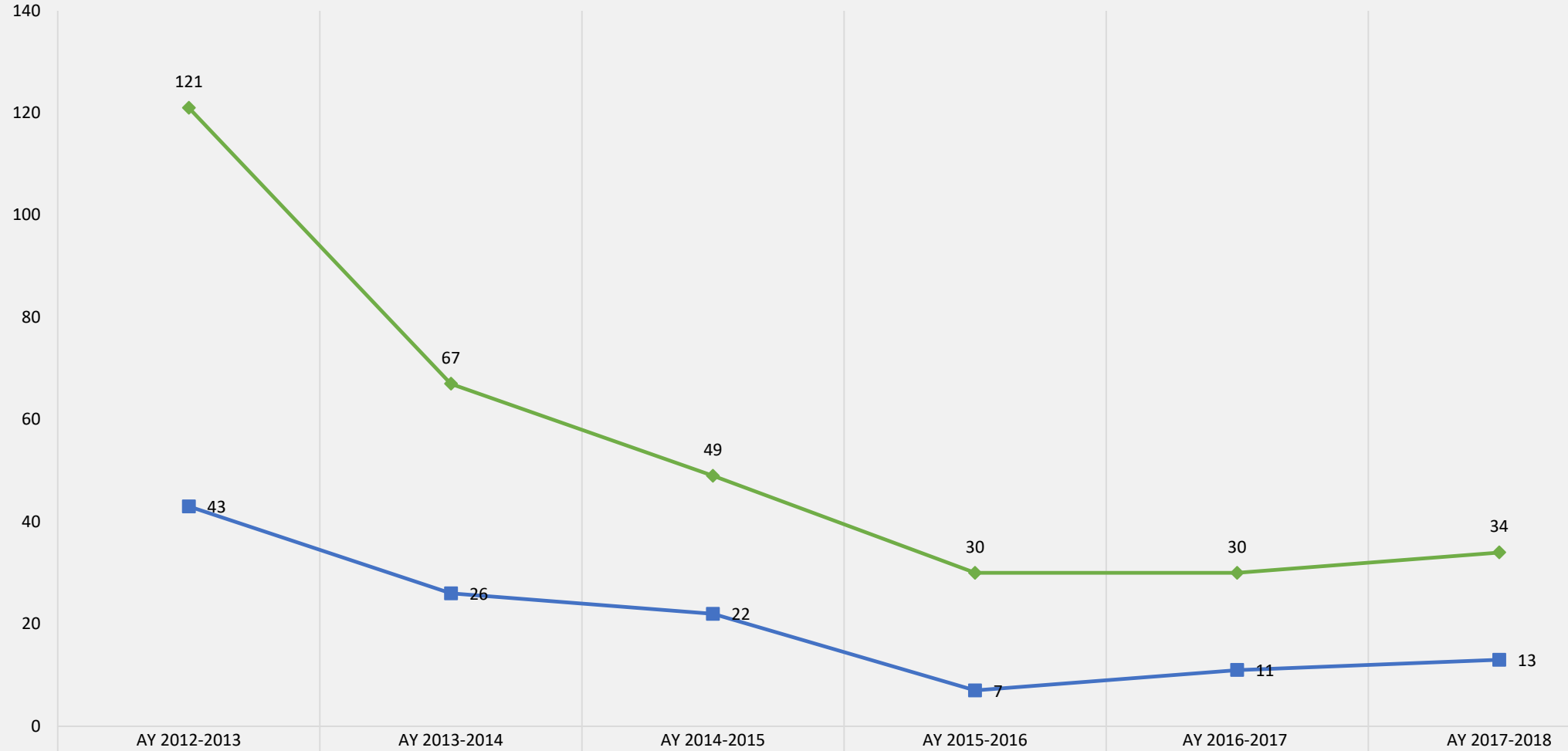
THE TABLES BELOW CONTAIN AGGREGATE DATA FOR THE FORM : SPED 7705 M.Ed. Diversity Project Rubric: SPED 7705 M.Ed. In-Service Rubric

SPED 7705 In-Service Rubric

Rubric	# Unacceptable (0)	% Unacceptable (0)	# Developing (2.6)	% Developing (2.6)	# Proficient (3)	% Proficient (3)	# Exemplary (3.75)	% Exemplary (3.75)	# No Response	% No Response	Total Response	Mean	Median	Mode	Standard Deviation
Workshop Content	0	0%	0	0%	0	0%	6	100%	0	0%	6	3.75	3.75	3.75	0
Workshop Structure	0	0%	0	0%	0	0%	6	100%	0	0%	6	3.75	3.75	3.75	0
Workshop Benefits	0	0%	0	0%	0	0%	6	100%	0	0%	6	3.75	3.75	3.75	0
Summary	0	0%	0	0%	0	0%	6	100%	0	0%	6	3.75	3.75	3.75	0
Total/Percentage	0	0%	0	0%	0	0%	24	100%	0	0%	24				

# ENROLLMENT AND GRADUATION TREND DATA

## M.ED. SPECIAL EDUCATION ENROLLMENT AND GRADUATE DATA TRENDS

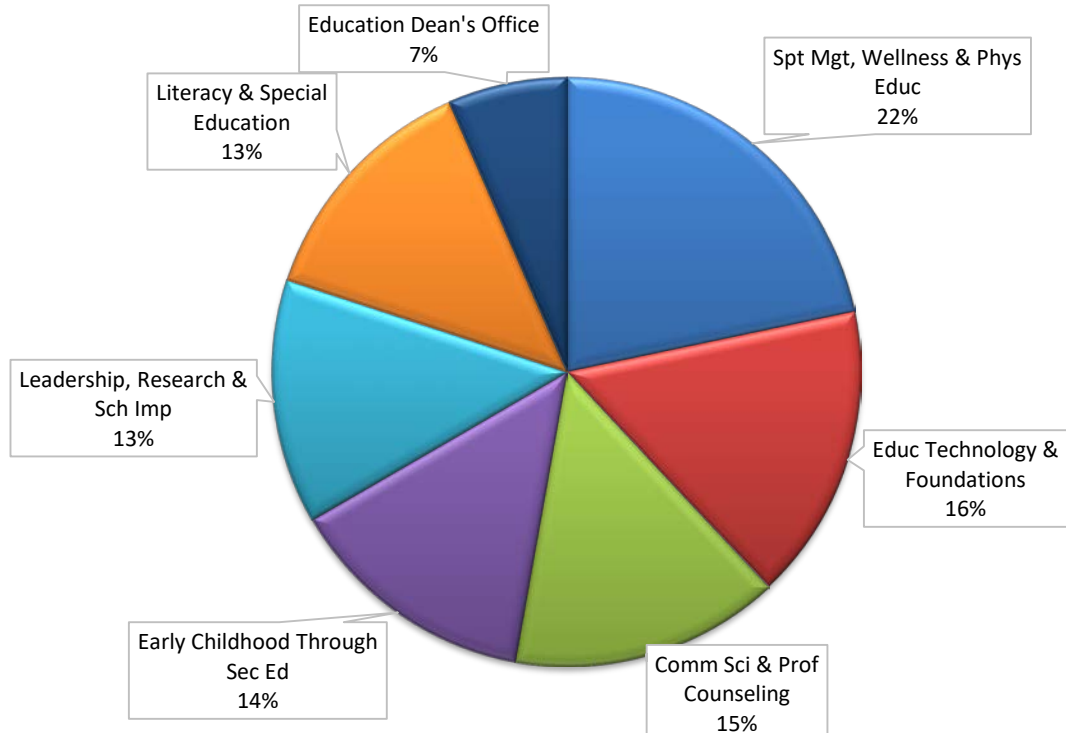


ENROLLED	121	67	49	30	30	34
GRADUATES	43	26	22	7	11	13

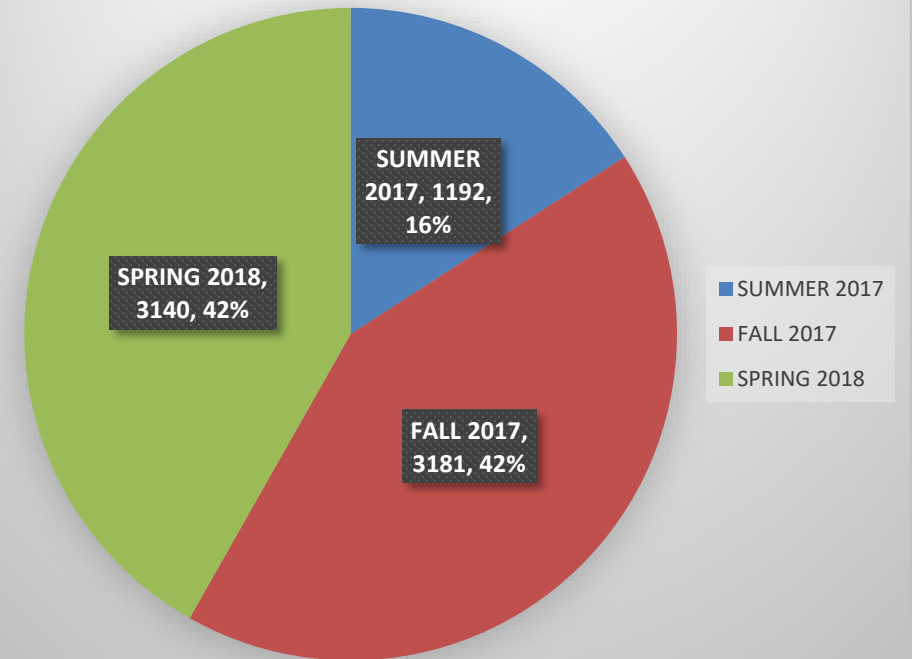
# CREDIT HOUR PRODUCTION

TERM	SUMMER 2017			FALL 2017			SPRING 2018			Total by ROWS		
DEPT	ENRL	MAX_ENRL	CRED_HRS	ENRL	MAX_ENRL	CRED_HRS	ENRL	MAX_ENRL	CRED_HRS	ENRL	MAX_ENRL	CRED_HRS
Spt Mgt, Wellness & Phys Educ	456	622	1226	2054	2202	5050	2309	2432	5932	4819	5256	12208
Educ Technology & Foundations	854	921	2562	1111	1090	3333	1093	1221	3279	3058	3232	9174
Comm Sci & Prof Counseling	614	893	1922	1093	1453	3377	996	1410	3044	2703	3756	8343
Early Childhood Through Sec Ed	363	478	1059	1217	1856	3238	1225	1732	3475	2805	4066	7772
Leadership, Research & Sch Imp	743	914	2154	939	1094	2735	921	1136	2684	2603	3144	7573
Literacy & Special Education	425	610	1192	1068	1536	3181	1071	1594	3140	2564	3740	7513
Education Dean's Office	148	199	444	525	545	1575	557	615	1671	1230	1359	3690
<b>Total by COLUMNS</b>	<b>3603</b>	<b>4637</b>	<b>10559</b>	<b>8007</b>	<b>9776</b>	<b>22489</b>	<b>8172</b>	<b>10140</b>	<b>23225</b>	<b>19782</b>	<b>24553</b>	<b>56273</b>

### CREDIT HOUR PRODUCTION FOR AY 18 FOR COLLEGE OF EDUCATION



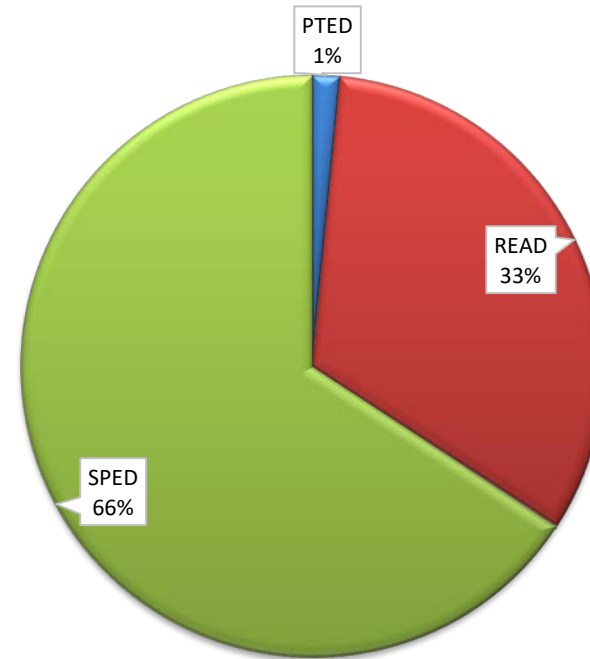
### CREDIT HOUR PRODUCTION FOR LITERACY & SPECIAL EDUCATION



# CREDIT HOUR PRODUCTION

TERM	SUMMER 2017			FALL 2017			SPRING 2018			Total by ROWS		
	ENRL	MAX_ENRL	CRED_HRS	ENRL	MAX_ENRL	CRED_HRS	ENRL	MAX_ENRL	CRED_HRS	ENRL	MAX_ENRL	CRED_HRS
PTED	0	0	0	21	30	63	17	30	51	38	60	114
READ	150	210	450	362	496	1084	317	445	923	829	1151	2457
SPED	275	400	742	685	1010	2034	737	1119	2166	1697	2529	4942
Total by COLUMNS	425	610	1192	1068	1536	3181	1071	1594	3140	2564	3740	7513

TOTAL CREDIT HOUR PRODUCTION BY SUBJECT FOR AY 2017 - 2018



■ PTED ■ READ ■ SPED