



**PREPARING
EXEMPLARY
PRACTITIONERS**

FIELD-BASED
INQUIRY
PROFESSIONAL
EXCELLENCE
BETTERMENT
OF SOCIETY

Adaptive • Proactive • Decisive • Leading • Reflective • Inquisitive
Knowledgeable • Collaborative • Empathetic • Culturally Sensitive

DATA PROGRAM REPORT

B.S.Ed. SPEECH-LANGUAGE PATHOLOGY

The University of West Georgia

Fall 2017 | Spring 2018

Prepared by:

Katherine Fontanella, Assessment Program Specialist

Megan Landers, Graduate Assistant

GOALS FOR IMPROVEMENT 2017-2018

Directions: Review progress toward 2017-2018 goals data found in this annual report. Complete the table and consider the results of your efforts as you plan for 2018-2019. Record your progress at <https://goo.gl/forms/KZGjMrMIsV7jvP4B2>

To record 2018-2019 goals, please click here: <https://goo.gl/forms/S9M8BZP60UbYPWfm1>

Speech-Language Pathology, B.S.Ed., Speech-Language Pathology, M.Ed. SMART	STRATEGY(IES) YOUR PROGRAM WILL USE TO ACHIEVE THIS GOAL	PROGRESS	DATA USED TO INFORM RESPONSES	STRATEGIC IMPERATIVE	PLANS TO GROW PROGRAM	DISTICTIVE FEATURES
Assess critical thinking skills in identified courses (e.g., SLPA 4701, SLPA 4720, SLPA 4703) and decrease the "Unacceptable" and "Developing" scores from 14% to 10% or less.	Faculty will use pedagogical approaches to support students in their ability to integrate and synthesize core concepts that will enhance their decision-making skills.		The new goal will be informed by the key assessments that focus on critical thinking in the identified courses	Student Success	Any potential program growth is dependent upon additional faculty resources.	<p>BSED: We offer state of the art technology that allows students to observe pre-recorded clinical sessions, participate in hands-on experiences with clinical assessments, participate in faculty research, and provide supportive environment.</p> <p>MED: We offer state of the art technology that allows students to observe pre-recorded clinical sessions, participate in hands-on experiences with clinical assessments, participate in faculty research, and provide supportive environment. In addition, we encourage participation at national and state conferences, community connections, and experiential learning and study abroad opportunities.</p>
Assess acquisition of knowledge skills in identified courses (e.g., SLPA 3701, SLPA 3760, SLPA 4721) and decrease the "Unacceptable" and "Developing" scores from 10% to 7% or less.	Faculty will use pedagogical approaches to support students in their ability to integrate information pertaining to normal and abnormal human communication development across the lifespan.		The new goal will be informed by the key assessments that focus on acquisition of knowledge in the identified courses	Student Success		
Improve clinical writing skills in SLPA 3790 with 80% meeting the "proficient" or higher level.	Faculty will use pedagogical approaches to support students in their ability to write and comprehend technical reports, diagnostic and treatment reports, treatment plans, and professional correspondence in English.		The new goal will be informed by the key assessment (to be developed) that focus on clinical writing skills in the identified course.	Student Success		
4. Improve knowledge of processes used in research and the integration of research principles into evidence-based clinical practice in SLPA 6708, SLPA 6760, SLPA 6741, SLPA 6791 with 80% meeting the "proficient" or higher level.	4. Faculty will use pedagogical approaches to support students in their ability to demonstrate knowledge on how to access sources of research information and demonstrate the ability to relate research to clinical practice.		4. The new goal will be informed by the key assessment (to be developed as needed) that focus on research skills in the identified courses.	Student Success		
5. Improve professional and scientific writing skills in SLPA 6708, SLPA 6760, SLPA 6792 and Comprehensive Exam with 80% meeting the "proficient" or higher level.	5. Faculty will use pedagogical approaches to support students in their ability to demonstrate professional and scientific writing skills.		5. The new goal will be informed by the key assessments (to be developed as needed) that focus on professional and scientific writing skills in the identified courses.			

SLPA 3701 CSD KNOWLEDGE BASED RUBRIC 10.10.17

Term	Course Number	Course Title	Section	Course Work Name	Assessment Tool (s)	Number of students that received this coursework	Number of students who have submitted this coursework	Number of students who have not submitted this coursework	Number of students who have been assessed for this coursework
Fall Semester 2017	SLPA 3701	Intro to Communicatn Disorders	01	SLPA 3701 Reflection Paper Assignment Fall 2017	SLPA 3701 CSD Knowledge Based Rubric 10.10.17	27	27	0	27
Fall Semester 2017	SLPA 3701	Intro to Communicatn Disorders	02	SLPA 3701 Reflection Paper Assignment Fall 2017	SLPA 3701 CSD Knowledge Based Rubric 10.10.17	23	23	0	23

THE TABLES BELOW CONTAIN AGGREGATE DATA FOR THE FORM : SLPA 3701 CSD Knowledge Based Rubric 10.10.17

SLPA 3701 CSD Knowledge Based Rubric 10.10.17

Disorders Knowledge Based Rubric: Performance on assignment demonstrates...	#	%	#	%	#	%	#	%	# No Response	% No Response	Total Response	Mean	Median	Mode	Standard Deviation
	Unacceptable	Unacceptable	Developing	Developing	Proficient	Proficient	Exemplary	Exemplary							
Foundational Knowledge	0	0%	48	96%	2	4%	0	0%	0	0%	50	2.04	2	2	0.2
Critical Thinking and Integration	7	14%	41	82%	2	4%	0	0%	0	0%	50	1.9	2	2	0.41
Differential Knowledge	7	14%	41	82%	2	4%	0	0%	0	0%	50	1.9	2	2	0.41
Application Knowledge	3	6%	45	90%	2	4%	0	0%	0	0%	50	1.98	2	2	0.32
Research Knowledge	1	2.04%	46	93.88%	2	4.08%	0	0%	1	2%	49	2.02	2	2	0.25
Total/Percentage	18	7.23%	221	88.76%	10	4.02%	0	0%	1	0.4%	249				

SLPA 3760 CSD SKILLS BASED RUBRIC 10.10.17

Term	Course Number	Course Title	Section	Course Work Name	Assessment Tool (s)	Number of students that received this coursework	Number of students who have submitted this coursework	Number of students who have not submitted this coursework	Number of students who have been assessed for this coursework
Spring Semester 2018	SLPA 3760	Articulatn/Phonological Disor	01D	SLPA 3760 Article Critique Spring 2018	SLPA 3760 CSD Skills Based Rubric 10.10.17	16	16	0	16
Spring Semester 2018	SLPA 3760	Articulatn/Phonological Disor	02D	SLPA 3760 Article Critique Spring 2018	SLPA 3760 CSD Skills Based Rubric 10.10.17	35	35	0	35

THE TABLES BELOW CONTAIN AGGREGATE DATA FOR THE FORM : SLPA 3760 CSD Skills Based Rubric 10.10.17

SLPA 3760 CSD Skills Based Rubric 10.10.17

SKILLS BASED RUBRIC	# Unacceptable	% Unacceptable	# Developing	% Developing	# Proficient	% Proficient	# Exemplary	% Exemplary	# No Response	% No Response	Total Response	Mean	Median	Mode	Standard Deviation
Oral and Written															
Communication Skills	0	0%	23	45.1%	28	54.9%	0	0%	0	0%	51	2.55	3	3	0.5
Evaluation skills	0	0%	1	33.33%	2	66.67%	0	0%	48	94.12%	3	2.67	3	3	0.47
Intervention Skills	0	0%	1	50%	1	50%	0	0%	49	96.08%	2	2.5	2.5	2	0.5
Cultural knowledge and skills	0	0%	1	50%	1	50%	0	0%	49	96.08%	2	2.5	2.5	2	0.5
Total/Percentage	0	0%	26	44.83%	32	55.17%	0	0%	146	71.57%	58				

SLPA 4701 CSD KNOWLEDGE BASED RUBRIC 10.10.17

Term	Course Number	Course Title	Section	Course Work Name	Assessment Tool (s)	Number of students that received this coursework	Number of students who have submitted this coursework	Number of students who have not submitted this coursework	Number of students who have been assessed for this coursework
Spring Semester 2018	SLPA 4701	Language Disorders in Childre	01	SLPA 4701 Language Sample Analysis of a Child with a Language Disorder Spring 2018	SLPA 4701 CSD Knowledge Based Rubric 10.10.17	18	18	0	18
Spring Semester 2018	SLPA 4701	Language Disorders in Childre	02	SLPA 4701 Language Sample Analysis of a Child with a Language Disorder Spring 2018	SLPA 4701 CSD Knowledge Based Rubric 10.10.17	33	33	0	33

THE TABLES BELOW CONTAIN AGGREGATE DATA FOR THE FORM : SLPA 4701 CSD Knowledge Based Rubric 10.10.17

SLPA 4701 CSD Knowledge Based Rubric 10.10.17

Disorders Knowledge Based Rubric: Performance on assignment demonstrates...	# Unacceptable	% Unacceptable	# Developing	% Developing	# Proficient	% Proficient	# Exemplary	% Exemplary	# No Response	% No Response	Total Response	Mean	Median	Mode	Standard Deviation
Foundational Knowledge	0	0%	8	15.69%	24	47.06%	19	37.25%	0	0%	51	3.22	3	3	0.69
Critical Thinking and Integration	1	2.04%	11	22.45%	25	51.02%	12	24.49%	2	3.92%	49	2.98	3	3	0.74
Differential Knowledge	0	0%	12	23.53%	20	39.22%	19	37.25%	0	0%	51	3.14	3	3	0.77
Application Knowledge	1	1.96%	20	39.22%	24	47.06%	6	11.76%	0	0%	51	2.69	3	3	0.7
Research Knowledge	0	0%	9	17.65%	25	49.02%	17	33.33%	0	0%	51	3.16	3	3	0.7
Total/Percentage	2	0.79%	60	23.72%	118	46.64%	73	28.85%	2	0.78%	253				

SLPA 4703 CSD KNOWLEDGE BASED RUBRIC 10.10.17

Term	Course Number	Course Title	Section	Course Work Name	Assessment Tool (s)	Number of students that received this coursework	Number of students who have submitted this coursework	Number of students who have not submitted this coursework	Number of students who have been assessed for this coursework
Spring Semester 2018	SLPA 4703	Introduction to Audiology	01	SLPA 4703 Auditory Disorders Paper Spring 2018	SLPA 4703 CSD Knowledge Based Rubric 10.10.17	17	15	2	10
Spring Semester 2018	SLPA 4703	Introduction to Audiology	02	SLPA 4703 Auditory Disorders Paper Spring 2018	SLPA 4703 CSD Knowledge Based Rubric 10.10.17	33	33	0	33

THE TABLES BELOW CONTAIN AGGREGATE DATA FOR THE FORM : SLPA 4703 CSD Knowledge Based Rubric 10.10.17

SLPA 4703 CSD Knowledge Based Rubric 10.10.17

Disorders Knowledge Based Rubric: Performance on assignment demonstrates...	# Unacceptable	% Unacceptable	# Developing	% Developing	# Proficient	% Proficient	# Exemplary	% Exemplary	# No Response	% No Response	Total Response	Mean	Median	Mode	Standard Deviation
Foundational Knowledge	0	0%	36	83.72%	7	16.28%	0	0%	0	0%	43	2.16	2	2	0.37
Critical Thinking and Integration	1	2.33%	34	79.07%	8	18.6%	0	0%	0	0%	43	2.16	2	2	0.43
Differential Knowledge	1	2.33%	35	81.4%	7	16.28%	0	0%	0	0%	43	2.14	2	2	0.41
Application Knowledge	0	0%	37	86.05%	6	13.95%	0	0%	0	0%	43	2.14	2	2	0.35
Research Knowledge	0	0%	24	55.81%	19	44.19%	0	0%	0	0%	43	2.44	2	2	0.5
Total/Percentage	2	0.93%	166	77.21%	47	21.86%	0	0%	0	0%	215				

SLPA 4720 CSD KNOWLEDGE BASED RUBRIC 10.10.17

Term	Course Number	Course Title	Section	Course Work Name	Assessment Tool (s)	Number of students that received this coursework	Number of students who have submitted this coursework	Number of students who have not submitted this coursework	Number of students who have been assessed for this coursework
Fall Semester 2017	SLPA 4720	Intro Assmnt of Spch-La Disrd	01	SLPA 4720 Case Study Assignment Fall 2017	SLPA 4720 CSD Knowledge Based Rubric 10.10.17	27	26	1	26
Fall Semester 2017	SLPA 4720	Intro Assmnt of Spch-La Disrd	02	SLPA 4720 Case Study Assignment Fall 2017	SLPA 4720 CSD Knowledge Based Rubric 10.10.17	28	28	0	28

THE TABLES BELOW CONTAIN AGGREGATE DATA FOR THE FORM : SLPA 4720 CSD Knowledge Based Rubric 10.10.17

SLPA 4720 CSD Knowledge Based Rubric 10.10.17

Disorders Knowledge Based Rubric: Performance on assignment demonstrates...	# Unacceptable	% Unacceptable	# Developing	% Developing	# Proficient	% Proficient	# Exemplary	% Exemplary	# No Response	% No Response	Total Response	Mean	Median	Mode	Standard Deviation
Foundational Knowledge	0	0%	4	7.41%	20	37.04%	30	55.56%	0	0%	54	3.48	4	4	0.63
Critical Thinking and Integration	1	1.85%	7	12.96%	34	62.96%	12	22.22%	0	0%	54	3.06	3	3	0.65
Differential Knowledge	0	0%	6	11.11%	27	50%	21	38.89%	0	0%	54	3.28	3	3	0.65
Application Knowledge	1	1.85%	5	9.26%	29	53.7%	19	35.19%	0	0%	54	3.22	3	3	0.68
Research Knowledge	1	1.85%	6	11.11%	36	66.67%	11	20.37%	0	0%	54	3.06	3	3	0.62
Total/Percentage	3	1.11%	28	10.37%	146	54.07%	93	34.44%	0	0%	270				

SLPA 4721 CSD KNOWLEDGE BASED RUBRIC 10.10.17

Term	Course Number	Course Title	Section	Course Work Name	Assessment Tool (s)	Number of students that received this coursework	Number of students who have submitted this coursework	Number of students who have not submitted this coursework	Number of students who have been assessed for this coursework
Spring Semester 2018	SLPA 4721	Intro Neurological Comm Dsrdr	01	SLPA 4721 Neurological Disorders Topic Paper Spring 2018	SLPA 4721 CSD Knowledge Based Rubric 10.10.17	35	35	0	35
Spring Semester 2018	SLPA 4721	Intro Neurological Comm Dsrdr	02	SLPA 4721 Neurological Disorders Topic Paper Spring 2018	SLPA 4721 CSD Knowledge Based Rubric 10.10.17	19	19	0	19

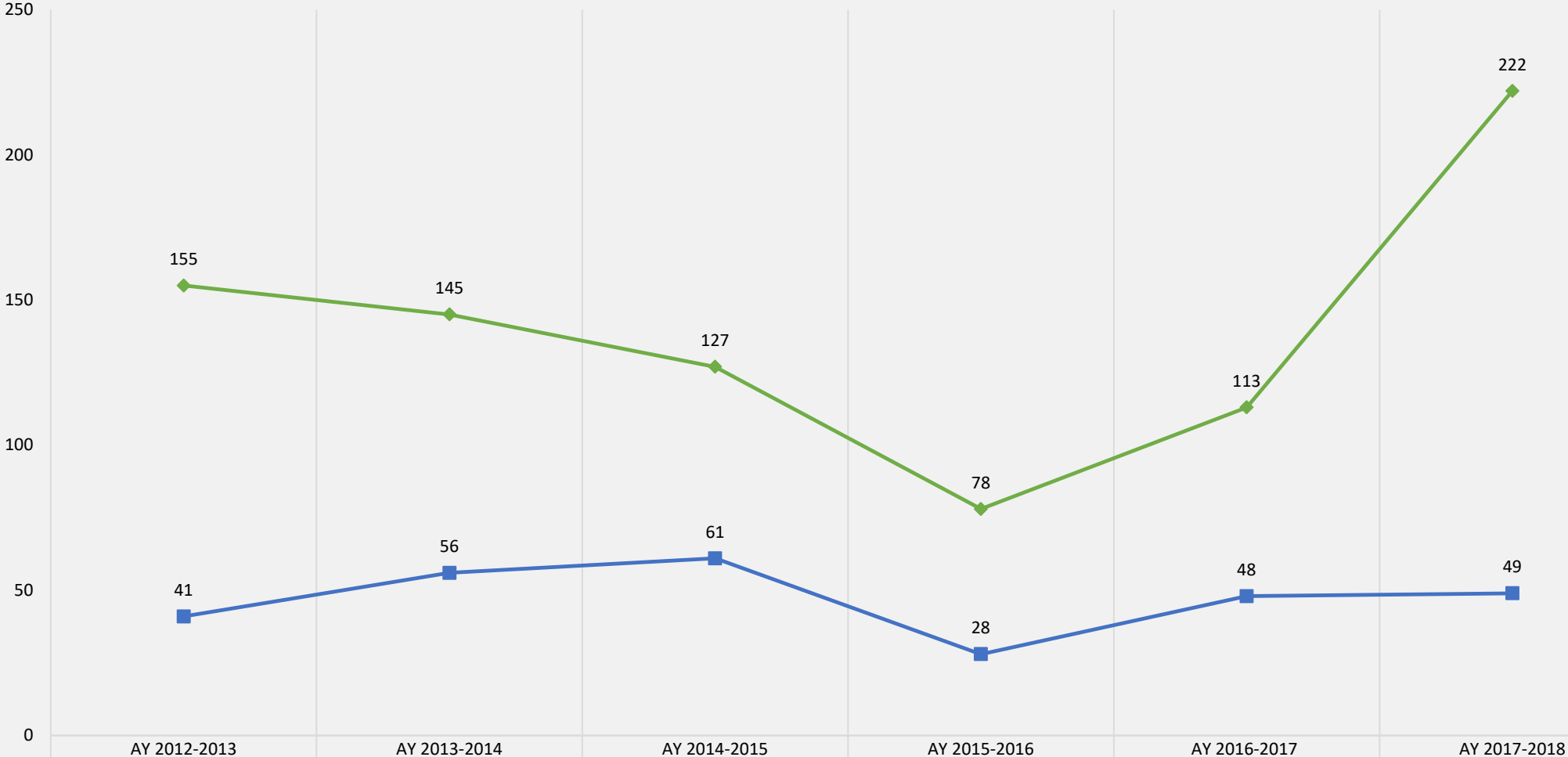
THE TABLES BELOW CONTAIN AGGREGATE DATA FOR THE FORM : SLPA 4721 CSD Knowledge Based Rubric 10.10.17

SLPA 4721 CSD Knowledge Based Rubric 10.10.17

Disorders Knowledge Based Rubric: Performance on assignment demonstrates...	# Unacceptable	% Unacceptable	# Developing	% Developing	# Proficient	% Proficient	# Exemplary	% Exemplary	# No Response	% No Response	Total Response	Mean	Median	Mode	Standard Deviation
Foundational Knowledge	0	0%	9	16.67%	16	29.63%	29	53.7%	0	0%	54	3.37	4	4	0.75
Critical Thinking and Integration	0	0%	13	24.07%	31	57.41%	10	18.52%	0	0%	54	2.94	3	3	0.65
Differential Knowledge	0	0%	7	12.96%	19	35.19%	28	51.85%	0	0%	54	3.39	4	4	0.7
Application Knowledge	0	0%	10	18.52%	39	72.22%	5	9.26%	0	0%	54	2.91	3	3	0.52
Research Knowledge	0	0%	10	18.52%	38	70.37%	6	11.11%	0	0%	54	2.93	3	3	0.54
Total/Percentage	0	0%	49	18.15%	143	52.96%	78	28.89%	0	0%	270				

ENROLLMENT AND GRADUATION TREND DATA

B.S.ED. SPEECH-LANGUAGE PATHOLOGY ENROLLED MAJORS & GRADUATE DATA TRENDS



◆ ENROLLED
■ GRADUATES

155

145

127

78

113

222

41

56

61

28

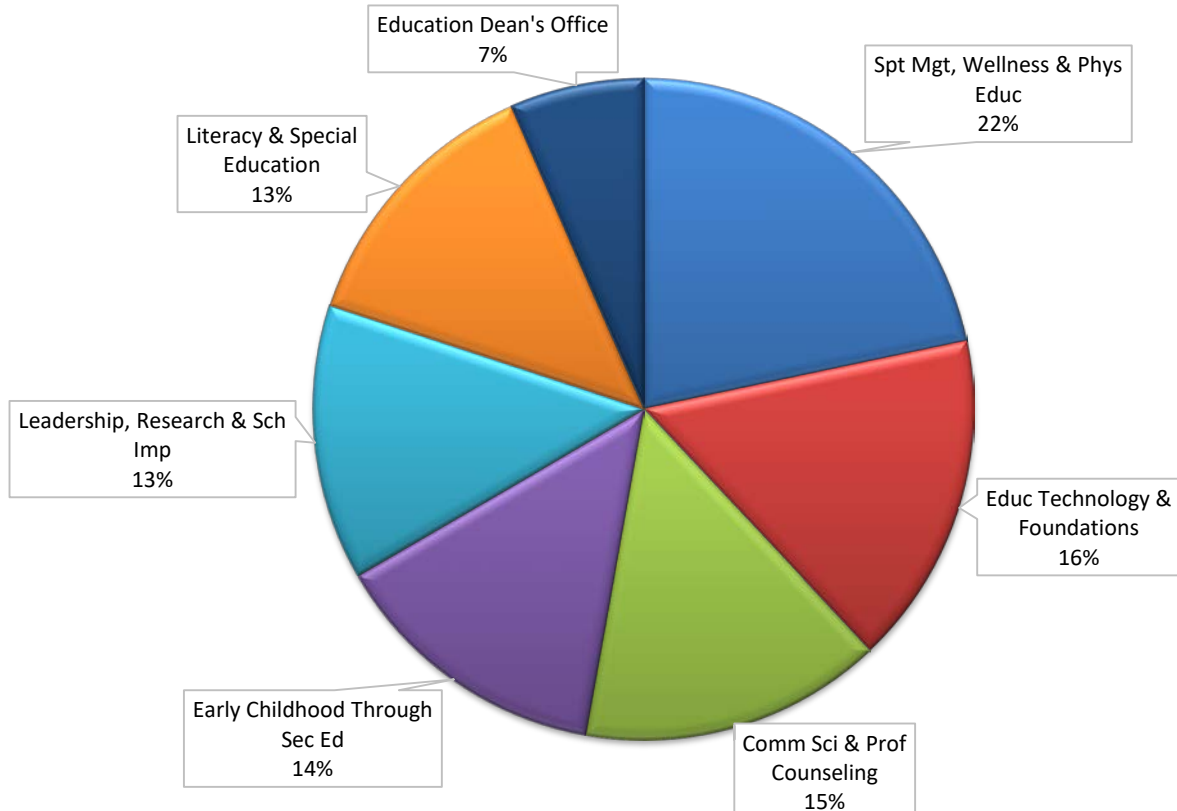
48

49

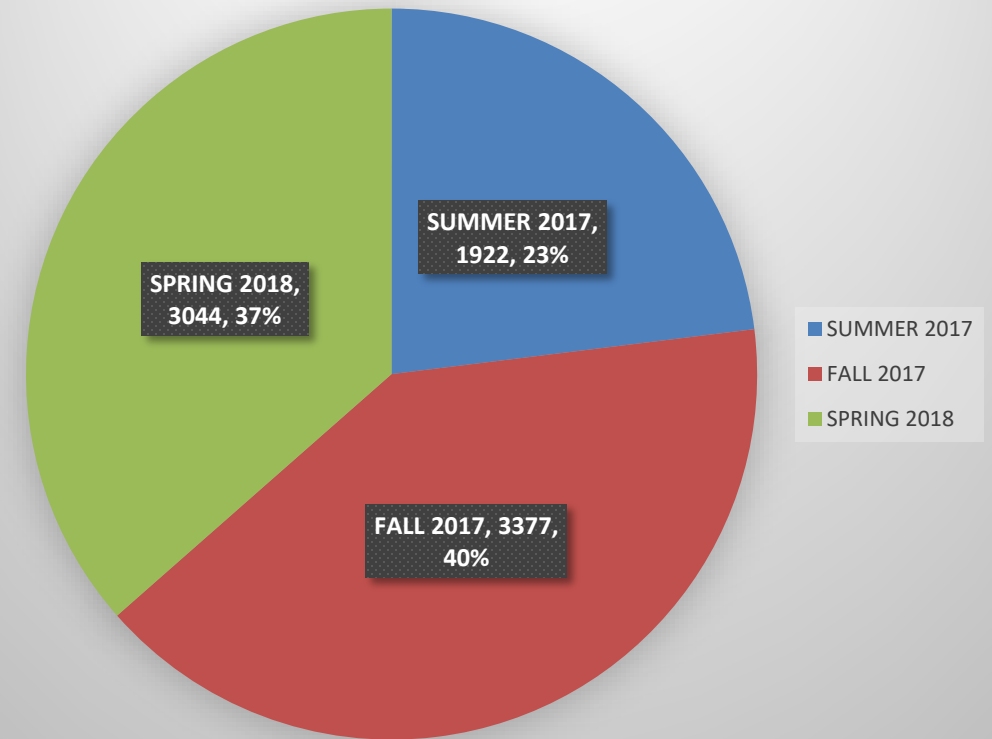
CREDIT HOUR PRODUCTION

TERM	SUMMER 2017			FALL 2017			SPRING 2018			Total by ROWS		
	ENRL	MAX_ENRL	CRED_HRS	ENRL	MAX_ENRL	CRED_HRS	ENRL	MAX_ENRL	CRED_HRS	ENRL	MAX_ENRL	CRED_HRS
Spt Mgt, Wellness & Phys Educ	456	622	1226	2054	2202	5050	2309	2432	5932	4819	5256	12208
Educ Technology & Foundations	854	921	2562	1111	1090	3333	1093	1221	3279	3058	3232	9174
Comm Sci & Prof Counseling	614	893	1922	1093	1453	3377	996	1410	3044	2703	3756	8343
Early Childhood Through Sec Ed	363	478	1059	1217	1856	3238	1225	1732	3475	2805	4066	7772
Leadership, Research & Sch Imp	743	914	2154	939	1094	2735	921	1136	2684	2603	3144	7573
Literacy & Special Education	425	610	1192	1068	1536	3181	1071	1594	3140	2564	3740	7513
Education Dean's Office	148	199	444	525	545	1575	557	615	1671	1230	1359	3690
Total by COLUMNS	3603	4637	10559	8007	9776	22489	8172	10140	23225	19782	24553	56273

CREDIT HOUR PRODUCTION FOR AY 18 FOR COLLEGE OF EDUCATION



CREDIT HOUR PRODUCTION FOR COMMUNICATION SCIENCE AND PROFESSIONAL COUNSELING FOR AY 18



CREDIT HOUR PRODUCTION

TERM	SUMMER 2017			FALL 2017			SPRING 2018			Total by ROWS		
SUBJ	ENRL	MAX_ENRL	CRED_HRS	ENRL	MAX_ENRL	CRED_HRS	ENRL	MAX_ENRL	CRED_HRS	ENRL	MAX_ENRL	CRED_HRS
CEPD	386	650	1145	525	806	1589	418	655	1307	1329	2111	4041
SLPA	228	243	777	568	647	1788	578	755	1737	1374	1645	4302
Total by COLUMNS	614	893	1922	1093	1453	3377	996	1410	3044	2703	3756	8343

TOTAL CREDIT HOUR PRODUCTION BY SUBJECT FOR AY 2017 - 2018

