



**PREPARING
EXEMPLARY
PRACTITIONERS**

FIELD-BASED
INQUIRY
PROFESSIONAL
EXCELLENCE
BETTERMENT
OF SOCIETY

Adaptive • Proactive • Decisive • Leading • Reflective • Inquisitive
Knowledgeable • Collaborative • Empathetic • Culturally Sensitive

DATA PROGRAM REPORTS

B.S. HEALTH AND COMMUNITY WELLNESS

UNIVERSITY OF WEST GEORGIA

SUMMER 2018 | FALL 2018 | SPRING 2019

PROGRESS OF GOALS FOR AY 2018-2019 AND NEW GOALS FOR AY 2019-2020

Directions: Review 2018-2019 goals found in this annual report. Record your progress for 2018-2019 goals and consider the results of your efforts as you plan for 2019-2020.

- Record your progress for 2018-2019, click here (BLUE form) <https://forms.gle/sziVrB81v29NNK9B9>
- Record NEW 2019-2020 goals, click here (RED form): <https://forms.gle/gLcwPo6RYSbjMZeT8>

HEALTH AND COMMUNITY WELLNESS B.S. SMART	STRATEGY(IES) YOUR PROGRAM WILL USE TO ACHIEVE THIS GOAL	PROGRESS	DATA USED TO INFORM RESPONSES	STRATEGIC IMPERATIVE	PLANS TO GROW PROGRAM	DISTICTIVE FEATURES
By August 31, 2018 we will implement the comprehensive exam into CMWL 2100 Introduction to Health and Community Wellness.	Exam will be delivered through CourseDen. The exam will be a required assignment in the course.		Copy of the exam	Academic Success	(1) Implement more health and community wellness initiatives for the Belize study abroad opportunity. (2) Increase experiential learning through the Wolf Wellness Lab. (3) Increase partnerships in Newnan. (4) Implement a high-impact practice or assignment in 85% of the professional courses in the program.	The CMWL program focuses on holistic wellness versus one aspect of health. Students are actively involved in community projects and delivery of services to clients. Having national certifications built directly into the curriculum is a draw for our students.
By December 7, 2018 each graduating senior will take the comprehensive exam.	CMWL faculty will proctor three different sessions during the week of December 3rd-7th. Each graduating senior must one session to complete their exam.		Exam scores	Academic Success		
At least 85% of graduating seniors will score a passing grade (70% minimum) on the comprehensive exam.	Fall 2018 will be the first time this exam will be completed.		Exam scores	Academic Success		
By September 30, 2018 we will implement professional dispositions rubrics for three new courses: PHED 4603, CMWL 3102, and CMWL 4100.	Work with Katherine Fontanella to upload the rubric into those three courses. CMWL faculty will work together to complete each rubric by November 16, 2018.		Measurable by completion of dispositions in each course	Student Success		

CMWL 4102 SERVICE LEARNING RUBRIC

Term	Course Number	Course Title	Section	Course Work Due date	Course Work Name	Assessment Tool (s)	Number of students that received this coursework	Number of students who have submitted this coursework	Number of students who have not submitted this coursework	Number of students who have been assessed for this coursework
Fall Semester 2018	CMWL 4102	Serv Learn in Hlth & Comm Wel	01	2018-12-09	CMWL 4102 Service Learning Assignment Fall 2018	CMWL 4102 Service Learning Rubric 9.30.17	28	28	0	28
Spring Semester 2019	CMWL 4102	Serv Learn in Hlth & Comm Wel	01	2019-05-13	CMWL 4102 Service Learning Assignment Spring 2019	CMWL 4102 Service Learning Rubric 9.30.17	29	29	0	29

CMWL 4102 Service Learning Rubric 9.30.17															
Performance Indicators	# Inadequate	% Inadequate	# Needs Improvement	% Needs Improvement	# Meets Expectations	% Meets Expectations	# Exceeds Expectations	% Exceeds Expectations	# No Response	% No Response	Total Response	Mean	Median	Mode	Standard Deviation
Background Information	0	0%	0	0%	26	45.61%	31	54.39%	0	0%	57	3.54	4	4	0.5
Student Learning Goals and Objectives	2	3.51%	9	15.79%	37	64.91%	9	15.79%	0	0%	57	2.93	3	3	0.67
Mission	0	0%	0	0%	29	50.88%	28	49.12%	0	0%	57	3.49	3	3	0.5
Program Goals and Objectives	0	0%	5	8.77%	30	52.63%	22	38.6%	0	0%	57	3.3	3	3	0.62
Checklist and Action Plan	1	1.75%	5	8.77%	25	43.86%	26	45.61%	0	0%	57	3.33	3	4	0.71
Indirect and Direct services	1	1.75%	9	15.79%	34	59.65%	13	22.81%	0	0%	57	3.04	3	3	0.67
Journal Entries	1	1.75%	6	10.53%	18	31.58%	32	56.14%	0	0%	57	3.42	4	4	0.75
Letter to Self	3	5.36%	2	3.57%	13	23.21%	38	67.86%	1	1.75%	56	3.54	4	4	0.8
Evaluation from Community Partner	4	7.02%	2	3.51%	1	1.75%	50	87.72%	0	0%	57	3.7	4	4	0.84
Project log of time spent in project	2	3.51%	7	12.28%	11	19.3%	37	64.91%	0	0%	57	3.46	4	4	0.84
Final reflection – The Mirror	0	0%	0	0%	11	19.3%	46	80.7%	0	0%	57	3.81	4	4	0.39
Final reflection – The Microscope	0	0%	0	0%	10	17.54%	47	82.46%	0	0%	57	3.82	4	4	0.38
Final reflection – The Binoculars	0	0%	0	0%	10	17.54%	47	82.46%	0	0%	57	3.82	4	4	0.38
Presentation	5	8.77%	0	0%	0	0%	52	91.23%	0	0%	57	3.74	4	4	0.85
Total/Percentage	19	2.38%	45	5.65%	255	31.99%	478	59.97%	1	0.13%	797				

CMWL 4102 PROFESSIONAL DISPOSITIONS RUBRIC

Term	Course Number	Course Title	Section	Course Work Due date	Course Work Name	Assessment Tool (s)	Number of students that received this coursework	Number of students who have submitted this coursework	Number of students who have not submitted this coursework	Number of students who have been assessed for this coursework
Fall Semester 2018	CMWL 4102	Serv Learn in Hlth & Comm Wel	01	2018-12-09	CMWL 4102 Professional Dispositions Assignment Fall 2018	CMWL 4102 Professional Dispositions Rubric	28	28	0	28
Spring Semester 2019	CMWL 4102	Serv Learn in Hlth & Comm Wel	01	2019-05-13	CMWL 4102 Professional Dispositions Assignment Spring 2019	CMWL 4102 Professional Dispositions Rubric	29	27	2	29

THE TABLES BELOW CONTAIN AGGREGATE DATA FOR THE FORM : CMWL 4102 Professional Dispositions Rubric

CMWL 4102 Professional Dispositions Rubric

Professional dispositions should be demonstrated in all courses, volunteer and observation experiences, and other settings in which the student represents the university. In order for students to continue in the program, student disposition evaluations must be as follows:

	#	%	#	%	#	%	#	%	#	%	Total Response	Mean	Median	Mode	Standard Deviation
	Unsatisfactory	Unsatisfactory	# Satisfactory	% Satisfactory	# Proficient	% Proficient	# Exemplary	% Exemplary	# No Response	% No Response					
Attendance	5	8.77%	17	29.82%	12	21.05%	23	40.35%	0	0%	57	2.93	3	4	1.02
Class Preparation	6	10.53%	25	43.86%	17	29.82%	9	15.79%	0	0%	57	2.51	2	2	0.88
Appearance	0	0%	15	26.32%	32	56.14%	10	17.54%	0	0%	57	2.91	3	3	0.66
Communication	0	0%	30	52.63%	20	35.09%	7	12.28%	0	0%	57	2.6	2	2	0.7
Diversity	0	0%	2	3.51%	45	78.95%	10	17.54%	0	0%	57	3.14	3	3	0.44
Responsive and Reaction	0	0%	12	21.05%	36	63.16%	9	15.79%	0	0%	57	2.95	3	3	0.6
Participation	1	1.75%	34	59.65%	14	24.56%	8	14.04%	0	0%	57	2.51	2	2	0.75
Total/Percentage	12	3.01%	135	33.83%	176	44.11%	76	19.05%	0	0%	399				
	# Do not recommend continuation in the program	% Do not recommend continuation in the program	# Recommend continuation in program with reservations	% Recommend continuation in program with reservations	# Recommend continuation in the program	% Recommend continuation in the program	# No Response	% No Response	Total Response						
Please Select	0	0%	5	9.26%	49	90.74%	3	5.26%	54						

CMWL 4102 COMMUNITY PARTNER EVALUATION OF UWG SERVICE-LEARNING STUDENT RUBRIC

Term	Course Number	Course Title	Section	Course Work Due date	Course Work Name	Assessment Tool (s)	Number of students that received this coursework	Number of students who have submitted this coursework	Number of students who have not submitted this coursework	Number of students who have been assessed for this coursework
Fall Semester 2018	CMWL 4102	Serv Learn in Hlth & Comm Wel	01	2018-12-09	CMWL 4102 Community Partner Evaluation of UWG Service-Learning Student Fall 2018	CMWL 4102 Community Partner Evaluation of UWG Service-Learning Student Rubric	28	28	0	28
Spring Semester 2019	CMWL 4102	Serv Learn in Hlth & Comm Wel	01	2019-05-13	CMWL 4102 Community Partner Evaluation of UWG Service-Learning Student Spring 2019	CMWL 4102 Community Partner Evaluation of UWG Service-Learning Student Rubric	29	29	0	29

THE TABLES BELOW CONTAIN AGGREGATE DATA FOR THE FORM : CMWL 4102 Community Partner Evaluation of UWG Service-Learning Student Rubric

CMWL 4102 Community Partner Evaluation of UWG Service-Learning Student Rubric															
Rubric	# Inadequate	% Inadequate	# Needs Improvement	% Needs Improvement	# Meets Expectations	% Meets Expectations	# Exceeds Expectations	% Exceeds Expectations	# No Response	% No Response	Total Response	Mean	Median	Mode	Standard Deviation
Was the student's attendance regular?	1	1.82%	1	1.82%	11	20%	42	76.36%	2	3.51%	55	3.71	4	4	0.59
Was the student's attendance punctual?	1	1.82%	0	0%	8	14.55%	46	83.64%	2	3.51%	55	3.8	4	4	0.52
If the student missed a scheduled time, was the matter handled responsibly?	1	2.44%	1	2.44%	4	9.76%	35	85.37%	16	28.07%	41	3.78	4	4	0.61
SKILLS Was the student helpful as a mentor/teacher?	0	0%	0	0%	4	7.69%	48	92.31%	5	8.77%	52	3.92	4	4	0.27
Was the student a thoughtful listener?	0	0%	1	1.82%	6	10.91%	48	87.27%	2	3.51%	55	3.85	4	4	0.4
Was the student organized with his/her things?	0	0%	1	1.89%	7	13.21%	45	84.91%	4	7.02%	53	3.83	4	4	0.42
Was the student organized with his/her time while working?	1	1.82%	0	0%	8	14.55%	46	83.64%	2	3.51%	55	3.8	4	4	0.52
WORKING RELATIONS Did the student cooperate and support staff?	0	0%	1	1.82%	5	9.09%	49	89.09%	2	3.51%	55	3.87	4	4	0.38
Did the student cooperate and support guests/clients?	0	0%	0	0%	5	10%	45	90%	7	12.28%	50	3.9	4	4	0.3
Was the student able to accept and integrate criticism?	0	0%	2	4%	4	8%	44	88%	7	12.28%	50	3.84	4	4	0.46
PERSONAL CHARACTERISTICS Did the student demonstrate resourcefulness?	0	0%	1	1.82%	7	12.73%	47	85.45%	2	3.51%	55	3.84	4	4	0.42
Did the student demonstrate initiative during service?	0	0%	1	1.82%	6	10.91%	48	87.27%	2	3.51%	55	3.85	4	4	0.4
Did the student demonstrate thoughtfulness of judgment?	0	0%	1	1.85%	5	9.26%	48	88.89%	3	5.26%	54	3.87	4	4	0.39
Did the student work with enthusiasm and a positive outlook?	0	0%	1	1.85%	5	9.26%	48	88.89%	3	5.26%	54	3.87	4	4	0.39
Did the student demonstrate patience?	0	0%	1	1.82%	5	9.09%	49	89.09%	2	3.51%	55	3.87	4	4	0.38
SUMMARY EVALUATION	0	0%	1	1.85%	4	7.41%	49	90.74%	3	5.26%	54	3.89	4	4	0.37
Total/Percentage	4	0.47%	13	1.53%	94	11.08%	737	86.91%	64	7.02%	848				

PHED 3220 HEALTH EDUCATION/PROMOTION RUBRIC

Term	Course Number	Course Title	Section	Course Work Due date	Course Work Name	Assessment Tool (s)	Number of students that received this coursework	Number of students who have submitted this coursework	Number of students who have not submitted this coursework	Number of students who have been assessed for this coursework
Fall Semester 2018	PHED 3220	Health Prom, Ed, and Prog Eva	01	2018-11-26	PHED 3220 Health Education/Promotion Assignment Fall 2018	PHED 3220 Health Education/Promotion Rubric 9.30.17	30	29	1	29
Spring Semester 2019	PHED 3220	Health Prom, Ed, and Prog Eva	01	2019-04-29	PHED 3220 Health Education/Promotion Assignment Spring 2019	PHED 3220 Health Education/Promotion Rubric 9.30.17	32	31	1	31

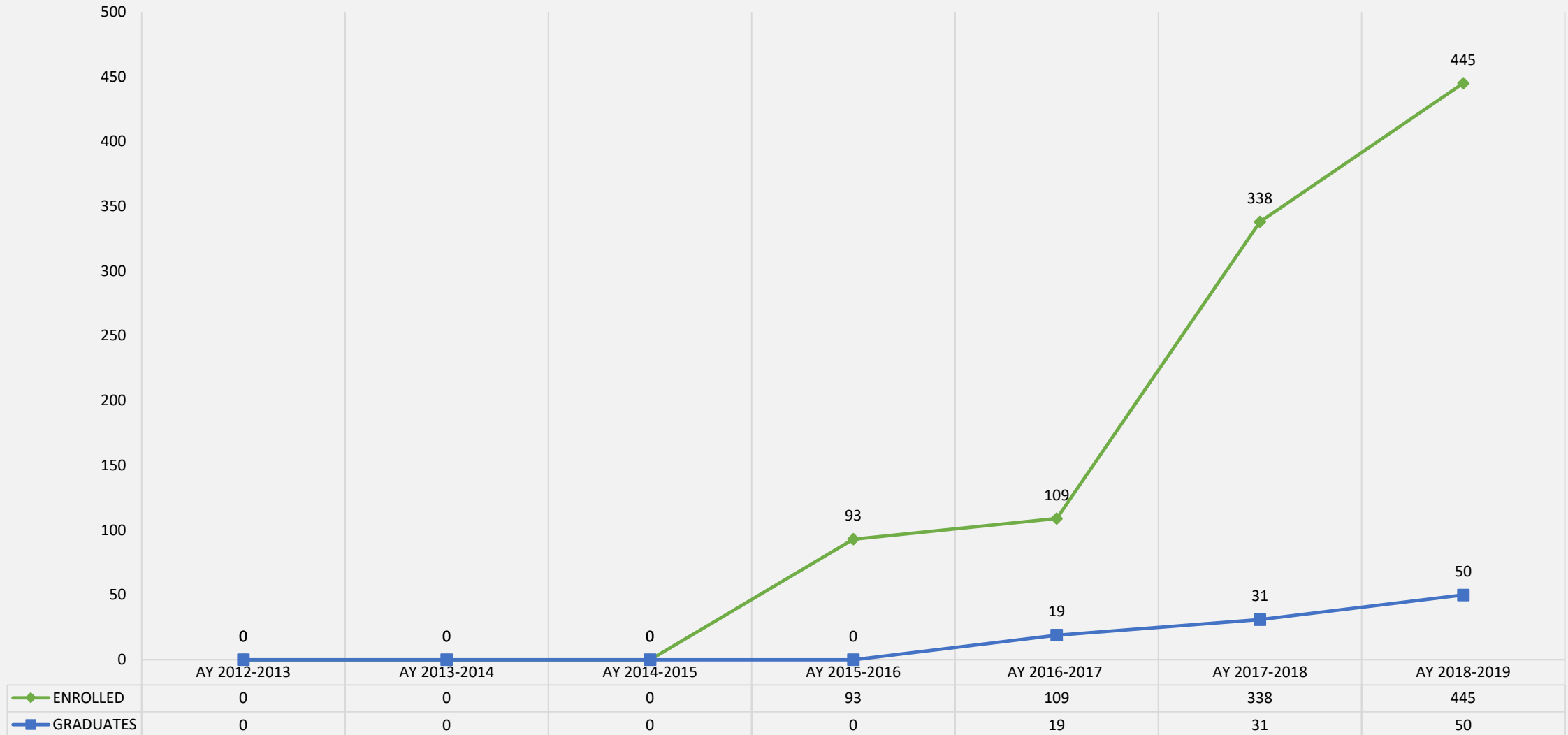
THE TABLES BELOW CONTAIN AGGREGATE DATA FOR THE FORM : PHED 3220 Health Education/Promotion Rubric 9.30.17

PHED 3220 Health Education/Promotion Rubric 9.30.17

Performance Indicators	# Inadequate	% Inadequate	# Needs Improvement	% Needs Improvement	# Meets Expectations	% Meets Expectations	# Exceeds Expectations	% Exceeds Expectations	# No Response	% No Response	Total Response	Mea n	Media n	Mod e	Standard Deviation
Program Rationale and Description (2-3 pages)	1	1.67%	4	6.67%	33	55%	22	36.67%	0	0%	60	3.27	3	3	0.65
Goals and Objectives (1/2 page)	2	3.33%	6	10%	41	68.33%	11	18.33%	0	0%	60	3.02	3	3	0.65
Planning Committee (1/2 to 1 page)	1	1.69%	0	0%	34	57.63%	24	40.68%	1	1.67%	59	3.37	3	3	0.58
Theoretical Framework (1 to 2 pages)	3	5%	7	11.67%	27	45%	23	38.33%	0	0%	60	3.17	3	3	0.82
Interventions (1 to 2 pages)	4	6.67%	7	11.67%	28	46.67%	21	35%	0	0%	60	3.1	3	3	0.85
Implementation Timeline (1 page)	3	5%	8	13.33%	29	48.33%	20	33.33%	0	0%	60	3.1	3	3	0.81
Marketing Plan (1 to 2 pages)	4	6.67%	5	8.33%	33	55%	18	30%	0	0%	60	3.08	3	3	0.8
Evaluation and measurement plan (1 page)	4	6.67%	7	11.67%	34	56.67%	15	25%	0	0%	60	3	3	3	0.8
Budget and Narrative(1 to 2 pages)	3	5%	15	25%	36	60%	6	10%	0	0%	60	2.75	3	3	0.7
References	4	6.67%	12	20%	31	51.67%	13	21.67%	0	0%	60	2.88	3	3	0.82
Grammar and spelling	1	1.67%	9	15%	33	55%	17	28.33%	0	0%	60	3.1	3	3	0.7
Total/Percentage	30	4.55%	80	12.14%	359	54.48%	190	28.83%	1	0.15%	659				

ENROLLMENT AND GRADUATION

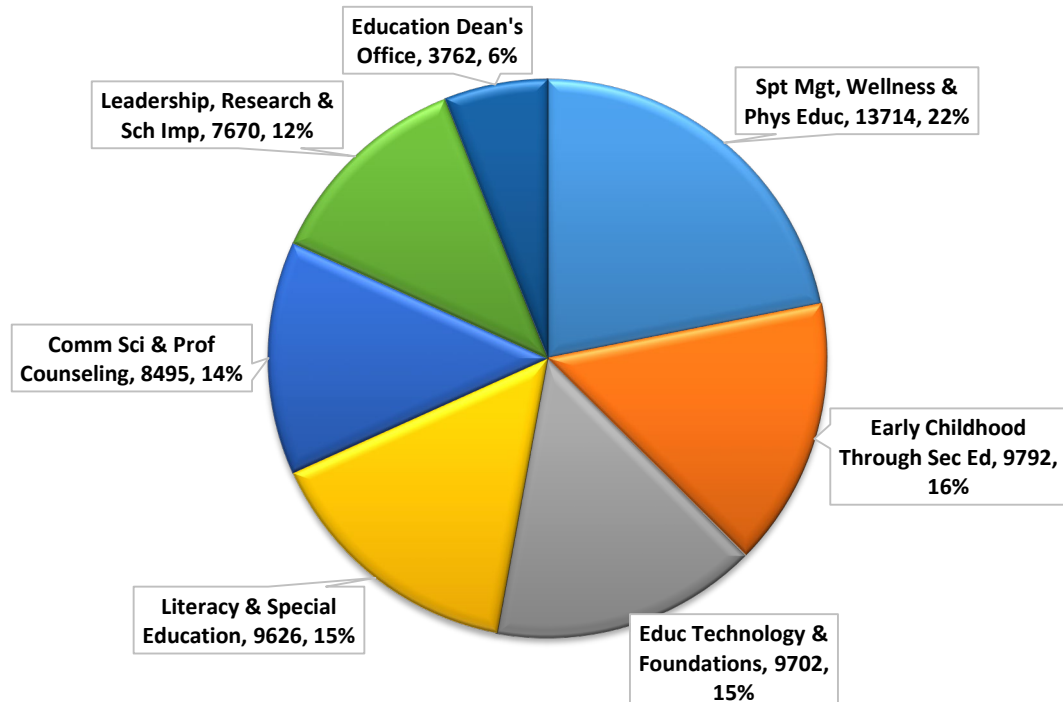
B.S. IN HEALTH & COMMUNITY WELLNESS ENROLLMENT AND GRADUATION DATA TRENDS



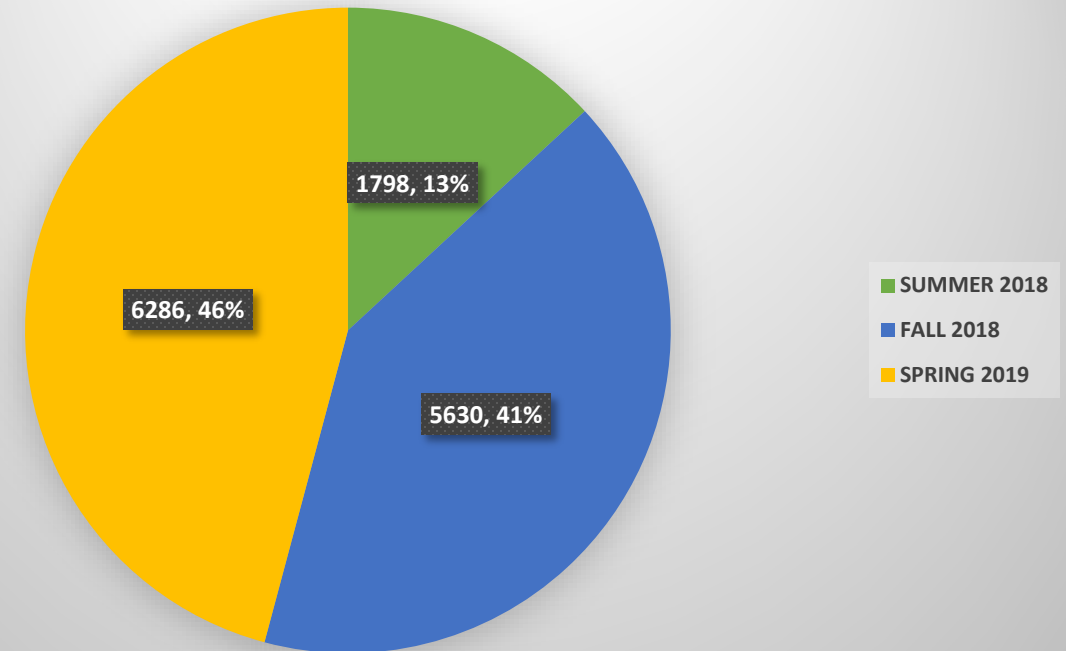
CREDIT HOUR PRODUCTION

TERM	SUMMER 2018				FALL 2018				SPRING 2019				Total by ROWS		
DEPT	ENRL	MAX_ENRL	FILL_RATE	CRED_HRS	ENRL	MAX_ENRL	FILL_RATE	CRED_HRS	ENRL	MAX_ENRL	FILL_RATE	CRED_HRS	ENRL	MAX_ENRL	CRED_HRS
Spt Mgt, Wellness & Phys Educ	624	816	76%	1798	2252	2350	96%	5630	2345	2342	100%	6286	5221	5508	13714
Early Childhood Through Sec Ed	654	700	93%	1953	1498	2254	66%	3884	1448	1838	79%	3955	3600	4792	9792
Educ Technology & Foundations	946	1025	92%	2838	1172	1252	94%	3516	1116	1270	88%	3348	3234	3547	9702
Literacy & Special Education	747	1095	68%	2164	1318	1811	73%	3974	1169	1586	74%	3488	3234	4492	9626
Comm Sci & Prof Counseling	579	827	70%	1818	1119	1451	77%	3431	1062	1357	78%	3246	2760	3635	8495
Leadership, Research & Sch Imp	880	1129	78%	2571	869	1139	76%	2524	883	1100	80%	2575	2632	3368	7670
Education Dean's Office	183	225	83%	549	556	570	97%	1668	515	530	97%	1545	1254	1325	3762
Total by COLUMNS	4613	5817		13691	8784	10827		24627	8538	10023		24443	21935	26667	62761

CREDIT HOUR PRODUCTION FOR COLLEGE OF EDUCATION FOR AY 18-19
BY DEPARTMENT



CREDIT HOUR PRODUCTION FOR SPORT MANAGEMENT, WELLNESS &
PHYSICAL EDUCATION BY TERM



CREDIT HOUR PRODUCTION

TERM	SUMMER 2018			FALL 2018			SPRING 2019			TOTAL		
SUBJ	ENRL	MAX_ENRL	CRED_HRS	ENRL	MAX_ENRL	CRED_HRS	ENRL	MAX_ENRL	CRED_HRS	ENRL	MAX_ENRL	CRED_HRS
SPMG	179	246	699	691	640	2145	753	714	2538	1623	1600	5382
PHED	226	298	634	663	730	1812	697	695	1988	1586	1723	4434
CMWL	102	110	283	350	370	920	372	381	1039	824	861	2242
PWLA	117	162	182	548	610	753	523	552	721	1188	1324	1656
TOTAL	624	816	1798	2252	2350	5630	2345	2342	6286	5221	5508	13714

TOTAL CREDIT HOUR PRODUCTION BY SUBJECT FOR AY 2018-2019

