



**PREPARING
EXEMPLARY
PRACTITIONERS**

FIELD-BASED
INQUIRY
PROFESSIONAL
EXCELLENCE
BETTERMENT
OF SOCIETY

Adaptive • Proactive • Decisive • Leading • Reflective • Inquisitive
Knowledgeable • Collaborative • Empathetic • Culturally Sensitive

DATA PROGRAM REPORT

MEDIA IN MEDIA SPECIALIST & SCHOOL LIBRARY MEDIA

THE UNIVERSITY OF WEST GEORGIA

SUMMER 2018 | FALL 2018 | SPRING 2019

MEDIA SPECIALIST GACE SCORES TEST 1 and TEST 2 Pass Rates

Test Level Summary Statistics

Test: 101 Media Specialist Test I
 Examinees: Admitted
 Test Year: SEP-2018 TO AUG-2019
 Program: University of West Georgia
 Examinee Attempts: Highest Score

Database Refresh Date: 08/06/2019 14:13:40

Test Name	Variables	Average Scaled Score		# of Examinees	
		State	Program	State	Program
101 Media Specialist Test I	Total				
	Total	257.77	262.87	135	55

Test Level Pass Rates

Test: 101 Media Specialist Test I
 Examinees: Admitted
 Test Year: SEP-2018 TO AUG-2019
 Program: University of West Georgia
 Examinee Attempts: Highest Score

Database Refresh Date: 08/06/2019 14:13:40

Test Name	Statewide			Program		
	# of Examinees	# Passing	% Pass	# of Examinees	# Passing	% Pass
101 Media Specialist Test I						
Total						
Total	135	127	94	55	54	98

Test Level Summary Statistics

Test: 102 Media Specialist Test II
 Examinees: Admitted
 Test Year: SEP-2018 TO AUG-2019
 Program: University of West Georgia
 Examinee Attempts: Highest Score

Database Refresh Date: 08/06/2019 14:13:40

Test Name	Variables	Average Scaled Score		# of Examinees	
		State	Program	State	Program
102 Media Specialist Test II	Total				
	Total	250.8	253.41	139	58

Test Level Pass Rates

Test: 102 Media Specialist Test II
 Examinees: Admitted
 Test Year: SEP-2018 TO AUG-2019
 Program: University of West Georgia
 Examinee Attempts: Highest Score

Database Refresh Date: 08/06/2019 14:13:40

Test Name	Statewide			Program		
	# of Examinees	# Passing	% Pass	# of Examinees	# Passing	% Pass
102 Media Specialist Test II						
Total						
Total	139	129	93	58	54	93

MEDIA SPECIALIST GACE SCORES TEST 1 SUMMARY

Test Level Summary Statistics - Expanded

Test: 101 Media Specialist Test I
 Examinees: Admitted
 Test Year: SEP-2018 TO AUG-2019
 Program: University of West Georgia
 Examinee Attempts: Highest Score

Database Refresh Date: 08/06/2019 14:13:40

Test Name	Variables	Average Scaled Score		# of Examinees		# of Selected Response Questions	Average Percentage Correct		# of Constructed Response Points Possible
		State	Program	State	Program		State	Program	
101 Media Specialist Test I	Total	257.77	262.87	135	55				
	SUBAREA I. LEARNING AND TEACHING					34	67.36	68.66	
	1. DEMONSTRATES KNOWLEDGE OF CHILDREN'S AND YOUNG ADULT LITERATURE					14	70.48	72.47	
	2. UNDERSTANDS FUNDAMENTALS OF CURRICULUM DEVELOPMENT AND COLLABORATION IN MEDIA AND INFORMATION LITERACY					11	58.32	58.18	
	3. UNDERSTANDS THE FUNDAMENTALS OF INSTRUCTIONAL DESIGN FOR ALL LEARNERS					9	73.58	75.56	
	SUBAREA II. COLLECTION DEVELOPMENT					26	68.63	73.36	
	1. DEMONSTRATES UNDERSTANDING OF SELECTING, ACQUIRING, AND MAINTAINING RESOURCES					14	66.4	70	
	2. DEMONSTRATES UNDERSTANDING OF ORGANIZING RESOURCES					12	71.23	77.27	

Number of scored points for subarea and objective scores is based upon all candidates testing within the selected testing period. Also, note that for tests that contain constructed-response questions that do not contribute to a subarea or objective score, the total number of scored points is based upon the scored selected-response items only.

MEDIA SPECIALIST GACE SCORES TEST 2 SUMMARY

Test Level Summary Statistics - Expanded

Test: 102 Media Specialist Test II
 Examinees: Admitted
 Test Year: SEP-2018 TO AUG-2019
 Program: University of West Georgia
 Examinee Attempts: Highest Score

Database Refresh Date: 08/06/2019 14:13:40

Test Name	Variables	Average Scaled Score		# of Examinees		# of Selected Response Questions	Average Percentage Correct		# of Constructed Response Points Possible
		State	Program	State	Program		State	Program	
102 Media Specialist Test II	Total	250.8	253.41	139	58				
	SUBAREA I. PROGRAM ADMINISTRATION					23	72.97	72.86	
	1. UNDERSTANDS THE FUNDAMENTALS OF ORGANIZATION, MANAGEMENT, AND EVALUATION OF MEDIA PROGRAMS AND SERVICES					11	69.52	69.75	
	2. KNOWS BASIC FISCAL, PERSONNEL, LEGAL, ETHICAL, AND OPERATIONAL POLICIES AND PROCEDURES					12	76.14	75.72	
	SUBAREA II. PROFESSIONAL DEVELOPMENT, LEADERSHIP, AND ADVOCACY					18	62.23	63.41	
	1. KNOWS HOW TO FACILITATE PROFESSIONAL DEVELOPMENT AND DEMONSTRATE LEADERSHIP					11	59.32	62.07	
	2. KNOWS HOW TO BE AN ADVOCATE FOR LIBRARIES AND MEDIA CENTERS WITHIN BOTH SCHOOL AND COMMUNITY					7	66.8	65.52	
	SUBAREA III. INFORMATION ACCESS AND DELIVERY					19	66.87	70.05	
	1. UNDERSTANDS THE FUNDAMENTAL TOOLS AND CONCEPTS FOR LOCATING AND SHARING RESOURCES					6	67.63	69.83	
	2. UNDERSTANDS THE FUNDAMENTAL CONCEPTS RELATED TO USING AND VALIDATING ONLINE AND OTHER RESOURCES					7	68.35	72.66	
	3. UNDERSTANDS THE FUNDAMENTAL CONCEPTS OF EQUAL ACCESS AND ETHICAL USE OF INFORMATION					6	64.39	67.24	

Number of scored points for subarea and objective scores is based upon all candidates testing within the selected testing period. Also, note that for tests that contain constructed-response questions that do not contribute to a subarea or objective score, the total number of scored points is based upon the scored selected-response items only.

NON-DEGREE INITIAL CERTIFICATION
MEDIA SPECIALIST

PROGRESS OF GOALS FOR AY 2018-2019 AND NEW GOALS FOR AY 2019-2020

Directions: Review 2018-2019 goals found in this annual report. Record your progress for 2018-2019 goals and consider the results of your efforts as you plan for 2019-2020.

- Record your progress for 2018-2019, click here (BLUE form) <https://forms.gle/sziVrB81v29NNK9B9>
- Record NEW 2019-2020 goals, click here (RED form): <https://forms.gle/gLcwPo6RYSbjMZeT8>

MEDT 6461 AASL COMPETENCIES ASSIGNMENT

Term	Course Number	Course Title	Section	Course Work Due date	Course Work Name	Assessment Tool (s)	Number of students that received this coursework	Number of students who have submitted this coursework	Number of students who have not submitted this coursework	Number of students who have been assessed for this coursework
Summer Semester 2018	MEDT 6461	Admin of School Media Center	E01	2018-07-23	MEDT 6461 AASL Competencies Assignment Summer 2018	MEDT 6461 AASL Competency Rubric	9	9	0	9
Summer Semester 2018	MEDT 6461	Admin of School Media Center	E02	2018-07-23	MEDT 6461 AASL Competencies Assignment Summer 2018	MEDT 6461 AASL Competency Rubric	11	11	0	11
Fall Semester 2018	MEDT 6461	Admin of School Media Center	E01	2018-12-08	MEDT 6461 AASL Competencies Assignment Fall 2018	MEDT 6461 AASL Competency Rubric	5	5	0	5
Fall Semester 2018	MEDT 6461	Admin of School Media Center	E02	2018-12-08	MEDT 6461 AASL Competencies Assignment Fall 2018	MEDT 6461 AASL Competency Rubric	7	7	0	7
Spring Semester 2019	MEDT 6461	Admin of School Media Center	E01	2019-04-29	MEDT 6461 AASL Competencies Assignment Spring 2019	MEDT 6461 AASL Competency Rubric	11	11	0	11

THE TABLES BELOW CONTAIN AGGREGATE DATA FOR THE FORM : MEDT 6461 AASL Competency Rubric

AASL Competency Survey First Semester

	# Unacceptable (1)	% Unacceptable (1)	# Developing (2)	% Developing (2)	# Proficient (3)	% Proficient (3)	# Exemplary (4)	% Exemplary (4)	# No Response	% No Response	Total Response	Mean	Median	Mode	Standard Deviation
Teaching and Learning	1	2.38%	22	52.38%	18	42.86%	1	2.38%	1	2.33%	42	2.45	2	2	0.59
Total/Percentage	1	2.38%	22	52.38%	18	42.86%	1	2.38%	1	2.33%	42				
Literacy and Reading	1	2.33%	21	48.84%	21	48.84%	0	0%	0	0%	43	2.47	2	2	0.54
Total/Percentage	1	2.33%	21	48.84%	21	48.84%	0	0%	0	0%	43				
Information and Knowledge	2	4.65%	34	79.07%	7	16.28%	0	0%	0	0%	43	2.12	2	2	0.44
Total/Percentage	2	4.65%	34	79.07%	7	16.28%	0	0%	0	0%	43				
Advocacy and Leadership	1	2.38%	33	78.57%	8	19.05%	0	0%	1	2.33%	42	2.17	2	2	0.43
Total/Percentage	1	2.38%	33	78.57%	8	19.05%	0	0%	1	2.33%	42				
Program Management and Administration	1	2.38%	38	90.48%	3	7.14%	0	0%	1	2.33%	42	2.05	2	2	0.3
Total/Percentage	1	2.38%	38	90.48%	3	7.14%	0	0%	1	2.33%	42				

MEDT 6461 DISPOSITIONS RUBRIC

Term	Course Number	Course Title	Section	Course Work Due date	Course Work Name	Assessment Tool (s)	Number of students that received this coursework	Number of students who have submitted this coursework	Number of students who have not submitted this coursework	Number of students who have been assessed for this coursework
Summer Semester 2018	MEDT 6461	Admin of School Media Center	E01	2018-07-23	MEDT 6461 Dispositions Assignment Summer 2018	MEDT 6461 Dispositions Rubric	9	9	0	9
Summer Semester 2018	MEDT 6461	Admin of School Media Center	E02	2018-07-23	MEDT 6461 Dispositions Assignment Summer 2018	MEDT 6461 Dispositions Rubric	11	11	0	11
Fall Semester 2018	MEDT 6461	Admin of School Media Center	E01	2018-12-08	MEDT 6461 Dispositions Assignment Fall 2018	MEDT 6461 Dispositions Rubric	5	5	0	5
Fall Semester 2018	MEDT 6461	Admin of School Media Center	E02	2018-12-08	MEDT 6461 Dispositions Assignment Fall 2018	MEDT 6461 Dispositions Rubric	7	7	0	7
Spring Semester 2019	MEDT 6461	Admin of School Media Center	E01	2019-04-29	MEDT 6461 Dispositions Assignment Spring 2019	MEDT 6461 Dispositions Rubric	11	11	0	11

THE TABLES BELOW CONTAIN AGGREGATE DATA FOR THE FORM : MEDT 6461 Dispositions Rubric

Professional Dispositions and Behaviors

Rubric	# Unacceptable (1)	% Unacceptable (1)	# Developing (2)	% Developing (2)	# Proficient (3)	% Proficient (3)	# Exemplary (4)	% Exemplary (4)	# No Response	% No Response	Total Response	Mean	Median	Mode	Standard Deviation
Professionalism: Punctuality	0	0%	3	7.14%	28	66.67%	11	26.19%	1	2.33%	42	3.19	3	3	0.55
Professionalism: Preparation	0	0%	6	13.95%	34	79.07%	3	6.98%	0	0%	43	2.93	3	3	0.45
Professionalism: Professional Demeanor	0	0%	0	0%	33	76.74%	10	23.26%	0	0%	43	3.23	3	3	0.42
Professionalism: Responsive & Adaptive	0	0%	1	2.33%	36	83.72%	6	13.95%	0	0%	43	3.12	3	3	0.39
Professionalism: Ethical & Honest	0	0%	1	2.38%	37	88.1%	4	9.52%	1	2.33%	42	3.07	3	3	0.34
Communication: Verbal Communication	0	0%	1	2.33%	41	95.35%	1	2.33%	0	0%	43	3	3	3	0.22
Communication: Written Communication	0	0%	5	11.63%	33	76.74%	5	11.63%	0	0%	43	3	3	3	0.48
Belief that All Can Learn:	0	0%	0	0%	37	86.05%	6	13.95%	0	0%	43	3.14	3	3	0.35
Fairness: Equity in All Settings	0	0%	0	0%	40	95.24%	2	4.76%	1	2.33%	42	3.05	3	3	0.21
Collaboration: Interactions with Others	0	0%	2	4.65%	37	86.05%	4	9.3%	0	0%	43	3.05	3	3	0.37
Total/Percentage	0	0%	19	4.45%	356	83.37%	52	12.18%	3	0.7%	427				

MEDT 7477/7478 FULL DAY FORM ASSESSMENT TOOL

Term	Course Number	Course Title	Section	Course Work Due date	Course Work Name	Assessment Tool (s)	Number of students that received this coursework	Number of students who have submitted this coursework	Number of students who have not submitted this coursework	Number of students who have been assessed for this coursework
Fall Semester 2018	MEDT 7477	Technology for Media Services	E01	2018-12-08	MEDT 7477 Full Day Form Assignment Fall 2018	MEDT 7477/7478 Full Day Form Assessment Tool	12	11	1	11
Fall Semester 2018	MEDT 7477	Technology for Media Services	E02	2018-12-08	MEDT 7477 Full Day Form Assignment Fall 2018	MEDT 7477/7478 Full Day Form Assessment Tool	13	13	0	12
Fall Semester 2018	MEDT 7478	Cataloging and Automating	N01	2018-12-08	MEDT 7478 Full Day Form Assignment Fall 2018	MEDT 7477/7478 Full Day Form Assessment Tool	7	7	0	7
Fall Semester 2018	MEDT 7478	Cataloging and Automating	N02	2018-12-08	MEDT 7478 Full Day Form Assignment Fall 2018	MEDT 7477/7478 Full Day Form Assessment Tool	14	13	1	13
Spring Semester 2019	MEDT 7477	Technology for Media Services	E01	2019-04-29	MEDT 7477 Full Day Form Assignment Spring 2019	MEDT 7477/7478 Full Day Form Assessment Tool	2	2	0	2
Spring Semester 2019	MEDT 7477	Technology for Media Services	E02	2019-04-29	MEDT 7477 Full Day Form Assignment Spring 2019	MEDT 7477/7478 Full Day Form Assessment Tool	4	4	0	4
Spring Semester 2019	MEDT 7478	Cataloging and Automating	N01	2019-04-29	MEDT 7478 Full Day Form Assignment Spring 2019	MEDT 7477/7478 Full Day Form Assessment Tool	11	11	0	10
Spring Semester 2019	MEDT 7478	Cataloging and Automating	N02	2019-04-29	MEDT 7478 Full Day Form Assignment Spring 2019	MEDT 7477/7478 Full Day Form Assessment Tool	11	11	0	11

THE TABLES BELOW CONTAIN AGGREGATE DATA FOR THE FORM : MEDT 7477/7478 Full Day Form Assessment Tool

MEDT 7477/7478 Full Day Form Assessment Tool							
	# Complete	% Complete	# Incomplete	% Incomplete	# No Response	% No Response	Total Response
School/District demographic information	69	98.57%	1	1.43%	0	0%	70
	# Complete	% Complete	# Incomplete	% Incomplete	# No Response	% No Response	Total Response
Media Specialist information	68	97.14%	2	2.86%	0	0%	70

MEDT 7478 (SLM) M.ED. DISPOSITION RUBRIC

Term	Course Number	Course Title	Section	Course Work Due date	Course Work Name	Assessment Tool (s)	Number of students that received this coursework	Number of students who have submitted this coursework	Number of students who have not submitted this coursework	Number of students who have been assessed for this coursework
Fall Semester 2018	MEDT 7478	Cataloging and Automating	N01	2018-12-08	MEDT 7478 Dispositions Assignment Fall 2018	MEDT 7478 (SLM) M.Ed. Disposition Rubric	7	7	0	7
Fall Semester 2018	MEDT 7478	Cataloging and Automating	N02	2018-12-08	MEDT 7478 Dispositions Assignment Fall 2018	MEDT 7478 (SLM) M.Ed. Disposition Rubric	14	13	1	13
Spring Semester 2019	MEDT 7478	Cataloging and Automating	N01	2019-04-29	MEDT 7478 Dispositions Assignment Spring 2019	MEDT 7478 (SLM) M.Ed. Disposition Rubric	11	11	0	11
Spring Semester 2019	MEDT 7478	Cataloging and Automating	N02	2019-04-29	MEDT 7478 Dispositions Assignment Spring 2019	MEDT 7478 (SLM) M.Ed. Disposition Rubric	11	11	0	11

THE TABLES BELOW CONTAIN AGGREGATE DATA FOR THE FORM : MEDT 7478 (SLM) M.Ed. Disposition Rubric

MEDT SLM Disposition Rubric 7478

	# Unacceptable	% Unacceptable	# Developing	% Developing	# Proficient	% Proficient	# Exemplary	% Exemplary	# No Response	% No Response	Total Response	Mean	Median	Mode	Standard Deviation
Professional Dispositions and Behaviors															
Professionalism: Punctuality	0	0%	1	2.38%	28	66.67%	13	30.95%	0	0%	42	3.29	3	3	0.5
Professionalism: Preparation	1	2.38%	3	7.14%	17	40.48%	21	50%	0	0%	42	3.38	3.5	4	0.72
Professionalism:Professional Demeanor	0	0%	0	0%	10	23.81%	32	76.19%	0	0%	42	3.76	4	4	0.43
Professionalism: Responsive and Adaptive	0	0%	0	0%	22	52.38%	20	47.62%	0	0%	42	3.48	3	3	0.5
Professionalism:Ethical and Honest	0	0%	0	0%	14	33.33%	28	66.67%	0	0%	42	3.67	4	4	0.47
Communication: Verbal Communication	0	0%	0	0%	30	71.43%	12	28.57%	0	0%	42	3.29	3	3	0.45
Communication:Written Communication	0	0%	1	2.38%	24	57.14%	17	40.48%	0	0%	42	3.38	3	3	0.53
Belief that All can Learn:Respects Individual Differences	0	0%	0	0%	6	14.29%	36	85.71%	0	0%	42	3.86	4	4	0.35
Fairness:Equity in All Settings	0	0%	0	0%	15	35.71%	27	64.29%	0	0%	42	3.64	4	4	0.48
Collaboration:Interactions with Others	0	0%	0	0%	37	88.1%	5	11.9%	0	0%	42	3.12	3	3	0.32
Total/Percentage	1	0.24%	5	1.19%	203	48.33%	211	50.24%	0	0%	420				

MEDT 7478 AASL COMPETENCY RUBRIC

Term	Course Number	Course Title	Section	Course Work Due date	Course Work Name	Assessment Tool (s)	Number of students that received this coursework	Number of students who have submitted this coursework	Number of students who have not submitted this coursework	Number of students who have been assessed for this coursework
Fall Semester 2018	MEDT 7478	Cataloging and Automating	N01	2018-12-08	MEDT 7478 AASL Competencies Assignment Fall 2018	MEDT 7478 AASL Competency Rubric	7	7	0	7
Fall Semester 2018	MEDT 7478	Cataloging and Automating	N02	2018-12-08	MEDT 7478 AASL Competencies Assignment Fall 2018	MEDT 7478 AASL Competency Rubric	14	13	1	13
Spring Semester 2019	MEDT 7478	Cataloging and Automating	N01	2019-04-29	MEDT 7478 AASL Competencies Assignment Spring 2019	MEDT 7478 AASL Competency Rubric	11	11	0	11
Spring Semester 2019	MEDT 7478	Cataloging and Automating	N02	2019-04-29	MEDT 7478 AASL Competencies Assignment Spring 2019	MEDT 7478 AASL Competency Rubric	11	11	0	11

THE TABLES BELOW CONTAIN AGGREGATE DATA FOR THE FORM : MEDT 7478 AASL Competency Rubric

AASL Competency Rubric

	# Unacceptable (1) Candidates are not able to:	% Unacceptable (1) Candidates are not able to:	# Developing (2) Candidates are able to:	% Developing (2) Candidates are able to:	# Proficient (3) Candidates are able to:	% Proficient (3) Candidates are able to:	# Exemplary (4) Candidates are able to:	% Exemplary (4) Candidates are able to:	# No Response	% No Response	Total Response	Mean	Median	Mode	Standard Deviation
Teaching and Learning	0	0%	1	2.38%	30	71.43%	11	26.19%	0	0%	42	3.24	3	3	0.48
Total/Percentage	0	0%	1	2.38%	30	71.43%	11	26.19%	0	0%	42				
Literacy and Reading	0	0%	0	0%	32	76.19%	10	23.81%	0	0%	42	3.24	3	3	0.43
Total/Percentage	0	0%	0	0%	32	76.19%	10	23.81%	0	0%	42				
Information and Knowledge	0	0%	1	2.38%	26	61.9%	15	35.71%	0	0%	42	3.33	3	3	0.52
Total/Percentage	0	0%	1	2.38%	26	61.9%	15	35.71%	0	0%	42				
Advocacy and Leadership	0	0%	1	2.38%	41	97.62%	0	0%	0	0%	42	2.98	3	3	0.15
Total/Percentage	0	0%	1	2.38%	41	97.62%	0	0%	0	0%	42				
Program Management and Administration	0	0%	1	2.38%	26	61.9%	15	35.71%	0	0%	42	3.33	3	3	0.52
Total/Percentage	0	0%	1	2.38%	26	61.9%	15	35.71%	0	0%	42				

MEDT 7478 IMPACT ON LEARNING RUBRIC

Term	Course Number	Course Title	Section	Course Work Due date	Course Work Name	Assessment Tool (s)	Number of students that received this coursework	Number of students who have submitted this coursework	Number of students who have not submitted this coursework	Number of students who have been assessed for this coursework
Fall Semester 2018	MEDT 7478	Cataloging and Automating	N01	2018-12-08	MEDT 7478 Impact on Learning Assignment Fall 2018	MEDT 7478 Impact on Learning Rubric	6	6	0	6
Fall Semester 2018	MEDT 7478	Cataloging and Automating	N02	2018-12-08	MEDT 7478 Impact on Learning Assignment Fall 2018	MEDT 7478 Impact on Learning Rubric	14	13	1	13
Spring Semester 2019	MEDT 7478	Cataloging and Automating	N01	2019-04-29	MEDT 7478 Impact on Learning Assignment Spring 2019	MEDT 7478 Impact on Learning Rubric	11	11	0	11
Spring Semester 2019	MEDT 7478	Cataloging and Automating	N02	2019-04-29	MEDT 7478 Impact on Learning Assignment Spring 2019	MEDT 7478 Impact on Learning Rubric	11	11	0	11

THE TABLES BELOW CONTAIN AGGREGATE DATA FOR THE FORM : MEDT 7478 Impact on Learning Rubric

Rubric															
Rubric	# Unacceptable (1) (1)	% Unacceptable (1)	# Developing (2)	% Developing (2)	# Proficient (3) (3)	% Proficient (3)	# Exemplary (4)	% Exemplary (4)	# No Response	% No Response	Total Response	Mean	Median	Mode	Standard Deviation
Design for Instruction and Assessment	0	0%	4	9.52%	3	7.14%	35	83.33%	0	0%	42	3.74	4	4	0.62
Analysis of Student Learning	0	0%	0	0%	6	14.29%	36	85.71%	0	0%	42	3.86	4	4	0.35
Reflection on Student Learning	0	0%	0	0%	6	14.29%	36	85.71%	0	0%	42	3.86	4	4	0.35
Total/Percentage	0	0%	4	3.17%	15	11.9%	107	84.92%	0	0%	126				

MEDT 7487 VOLUNTEER REFLECTION/TIME LOG/ACTIVITIES CHECKLIST ASSESSMENT

Term	Course Number	Course Title	Section	Course Work Due date	Course Work Name	Assessment Tool (s)	Number of students that received this coursework	Number of students who have submitted this coursework	Number of students who have not submitted this coursework	Number of students who have been assessed for this coursework
Summer Semester 2018	MEDT 7487	Practicum	E01	2018-07-23	MEDT 7487 Volunteer Reflection/Time Log/Activities Checklist Assignment Summer 2018	MEDT 7487 Volunteer Reflection/Time Log/Activities Checklist Assessment	14	14	0	14
Fall Semester 2018	MEDT 7487	Practicum	E01	2018-12-08	MEDT 7487 Volunteer Reflection/Time Log/Activities Checklist Assignment Fall 2018	MEDT 7487 Volunteer Reflection/Time Log/Activities Checklist Assessment	10	10	0	10
Spring Semester 2019	MEDT 7487	Practicum	E01	2019-04-29	MEDT 7487 Volunteer Reflection/Time Log/Activities Checklist Assignment Spring 2019	MEDT 7487 Volunteer Reflection/Time Log/Activities Checklist Assessment	17	17	0	17

THE TABLES BELOW CONTAIN AGGREGATE DATA FOR THE FORM : MEDT 7487 Volunteer Reflection/Time Log/Activities Checklist Assessment

MEDT 7487 Volunteer Reflection/Time Log/Activities Checklist Assessment

	# Complete	% Complete	# Incomplete	% Incomplete	# No Response	% No Response	Total Response
Majority of activities have been experienced	39	95.12%	2	4.88%	0	0%	41
Date and location information included	41	100%	0	0%	0	0%	41
Elementary School level information provided	41	100%	0	0%	0	0%	41
Middle School level information provided	41	100%	0	0%	0	0%	41
High School level information provided	40	100%	0	0%	1	2.44%	40
A minimum of 50 hours documented	38	97.44%	1	2.56%	2	4.88%	39
Full Day information provided	40	100%	0	0%	1	2.44%	40
Full Day information provided	40	100%	0	0%	1	2.44%	40
Candidates demonstrate content, pedagogical, and professional knowledge and skills • Use a variety of research strategies to create new knowledge • Use research and other evidence-based data and information • Design, direct, and promote strong school library programs • Manage, organize and evaluate school library physical, fiscal, and human resources	41	100%	0	0%	0	0%	41
Candidates develop, implement, and evaluate learning opportunities for all students • Model and promote knowledge of learners and learning • Use authentic and engaging instructional strategies that reinforce classroom instruction • Enhance access to information for P-12 students, the schools and communities	41	100%	0	0%	0	0%	41
Candidates demonstrate professional dispositions and ethics • Collaborate with educators and other stakeholders in professional development • Model and promote efficient and ethical information seeking behaviors • Articulate and model the responsibilities of digital citizenship	41	100%	0	0%	0	0%	41
Candidates demonstrate ability to serve needs of diverse populations including special needs • Integrate emerging technologies • Promote reading • Ensure open and equitable access to information • Provide access to print, non-print and digital collections	41	100%	0	0%	0	0%	41

MEDT 7487 ROLES PORTFOLIO RUBRIC

Term	Course Number	Course Title	Section	Course Work Due date	Course Work Name	Assessment Tool (s)	Number of students that received this coursework	Number of students who have submitted this coursework	Number of students who have not submitted this coursework	Number of students who have been assessed for this coursework
Summer Semester 2018	MEDT 7487	Practicum	E01	2018-07-23	MEDT 7487 Roles Portfolio Assignment Summer 2018	MEDT 7487 Roles Portfolio Rubric	14	14	0	14
Fall Semester 2018	MEDT 7487	Practicum	E01	2018-12-08	MEDT 7487 Roles Portfolio Assignment Fall 2018	MEDT 7487 Roles Portfolio Rubric	10	10	0	10
Spring Semester 2019	MEDT 7487	Practicum	E01	2019-04-29	MEDT 7487 Roles Portfolio Assignment Spring 2019	MEDT 7487 Roles Portfolio Rubric	17	17	0	17

THE TABLES BELOW CONTAIN AGGREGATE DATA FOR THE FORM : MEDT 7487 Roles Portfolio Rubric

Roles/Exit Presentation Rubric

Rubric	# Unacceptable (1); Candidates are not able to:	% Unacceptable (1); Candidates are not able to:	# Developing (2); Candidates are able to:	% Developing (2); Candidates are able to:	# Proficient (3); Candidates are able to:	% Proficient (3); Candidates are able to:	# Exemplary (4); Candidates are able to:	% Exemplary (4); Candidates are able to:	# No Response	% No Response	Total	Mean	Median	Mode	Standard Deviation
Candidates demonstrate content, pedagogical, and professional knowledge and skills	0	0%	9	21.95%	12	29.27%	20	48.78%	0	0%	41	3.27	3	4	0.8
Candidates develop, implement, and evaluate learning opportunities for all students	1	2.44%	6	14.63%	12	29.27%	22	53.66%	0	0%	41	3.34	4	4	0.81
Candidates demonstrate professional dispositions and ethics	0	0%	9	22.5%	10	25%	21	52.5%	1	2.44%	40	3.3	4	4	0.81
Candidates demonstrate ability to serve needs of diverse populations including special needs	0	0%	4	9.76%	14	34.15%	23	56.1%	0	0%	41	3.46	4	4	0.67
Total/Percentage	1	0.61%	28	17.18%	48	29.45%	86	52.76%	1	0.61%	163				

MEDT 7487 END OF PROGRAM FEEDBACK RUBRIC

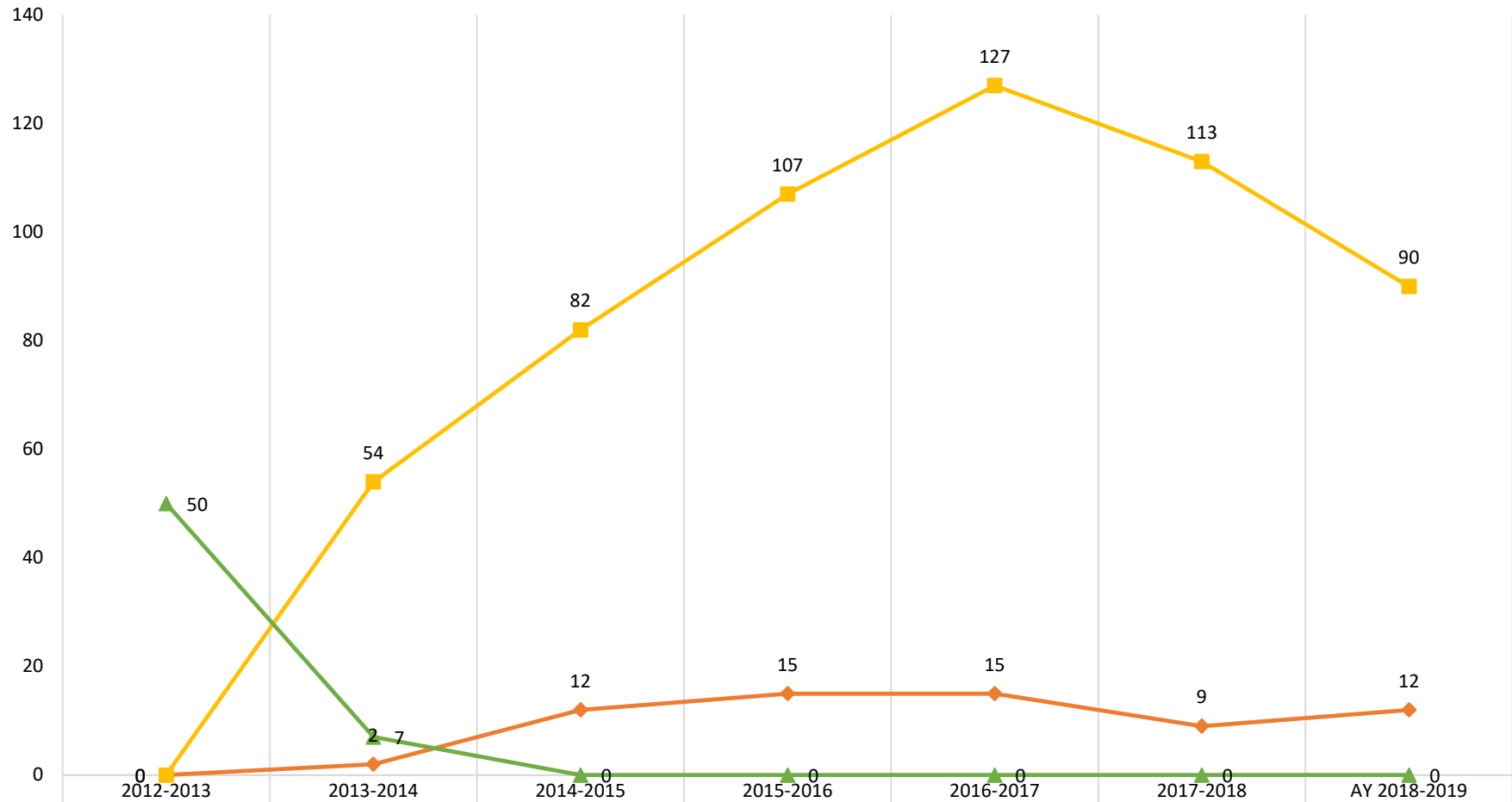
Term	Course Number	Course Title	Section	Course Work Due date	Course Work Name	Assessment Tool (s)	Number of students that received this coursework	Number of students who have submitted this coursework	Number of students who have not submitted this coursework	Number of students who have been assessed for this coursework
Summer Semester 2018	MEDT 7487	Practicum	E01	2018-07-23	MEDT 7487 End of Program Assignment Summer 2018	MEDT 7487 End of Program Feedback Rubric	14	14	0	14
Fall Semester 2018	MEDT 7487	Practicum	E01	2018-12-08	MEDT 7487 End of Program Assignment Fall 2018	MEDT 7487 End of Program Feedback Rubric	10	10	0	10
Spring Semester 2019	MEDT 7487	Practicum	E01	2019-04-29	MEDT 7487 End of Program Assignment Spring 2019	MEDT 7487 End of Program Feedback Rubric	17	17	0	17

THE TABLES BELOW CONTAIN AGGREGATE DATA FOR THE FORM : MEDT 7487 End of Program Feedback Rubric

MEDT 7487 End of Program Feedback Rubric							
	# Yes	% Yes	# No	% No	# No Response	% No Response	Total Response
Has the feedback form been completed?	40	100%	0	0%	1	2.44%	40

ENROLLMENT

ENROLLMENT TRENDS FOR NON-DEGREE MEDIA



◆ Non-Degree Media Instruction Technology Conc.	0	2	12	15	15	9	12
■ Non-Degree Media Media Specialist Conc.	0	54	82	107	127	113	90
▲ Non-Degree Media	50	7	0	0	0	0	0

MASTER OF EDUCATION (M.Ed.) IN MEDIA
MEDIA SPECIALIST & SCH LIBRARY MEDIA

PROGRESS OF GOALS FOR AY 2018-2019 AND NEW GOALS FOR AY 2019-2020

Directions: Review 2018-2019 goals found in this annual report. Record your progress for 2018-2019 goals and consider the results of your efforts as you plan for 2019-2020.

- Record your progress for 2018-2019, click here (BLUE form) <https://forms.gle/sziVrB81v29NNK9B9>
- Record NEW 2019-2020 goals, click here (RED form): <https://forms.gle/gLcwPo6RYSbjMZcT8>

Media (Media Specialist), M.Ed. SMART	STRATEGY(IES) YOUR PROGRAM WILL USE TO ACHIEVE THIS GOAL	PROGRESS	DATA USED TO INFORM RESPONSES	STRATEGIC IMPERATIVE	PLANS TO GROW PROGRAM	DISTICTIVE FEATURES
By end of Spring 2018 term, ensure that course content and requirements are appropriate for candidates from both inside and outside the state of Georgia and US.	Identify the states/countries where candidates reside. Then examine the specific state/country requirements for school library media certification. Develop matrix to document correlation between identified state/country standards with course requirements.		Annual increase of at least 2% in out of state/country candidates.		From goal 1, ensure that course content and requirements are appropriate for candidates from both inside and outside the state of Georgia and US. Participation in state, regional, and national conferences. Ongoing review of courses.	Our faculty are experienced school library media specialists, as well as experienced faculty. The non-degree program and the M.Ed. leading to certification in two fields, Media Specialist and Instructional Technology, are not offered at some peer institutions.
By end of Spring 2018 term for Summer 2018 implementation, create and implement an online orientation module to be utilized in each SLM course as a required module.	Develop an online module to orient students to the program.		Information from end of program survey and faculty observation.			
By end of Spring 2018 term, transition the SLM wiki to a web format (such as Weebly or Google Sites).	Create a publicly accessible site to inform potential candidates and current students about policies and procedures in the SLM program.		The University has continued its move toward elimination of Wikispaces licensing.			

MEDT 6461 AASL COMPETENCIES ASSIGNMENT

Term	Course Number	Course Title	Section	Course Work Due date	Course Work Name	Assessment Tool (s)	Number of students that received this coursework	Number of students who have submitted this coursework	Number of students who have not submitted this coursework	Number of students who have been assessed for this coursework
Summer Semester 2018	MEDT 6461	Admin of School Media Center	E01	2018-07-23	MEDT 6461 AASL Competencies Assignment Summer 2018	MEDT 6461 AASL Competency Rubric	10	10	0	10
Summer Semester 2018	MEDT 6461	Admin of School Media Center	E02	2018-07-23	MEDT 6461 AASL Competencies Assignment Summer 2018	MEDT 6461 AASL Competency Rubric	5	5	0	5
Fall Semester 2018	MEDT 6461	Admin of School Media Center	E01	2018-12-08	MEDT 6461 AASL Competencies Assignment Fall 2018	MEDT 6461 AASL Competency Rubric	15	15	0	14
Fall Semester 2018	MEDT 6461	Admin of School Media Center	E02	2018-12-08	MEDT 6461 AASL Competencies Assignment Fall 2018	MEDT 6461 AASL Competency Rubric	5	5	0	5
Spring Semester 2019	MEDT 6461	Admin of School Media Center	E01	2019-04-29	MEDT 6461 AASL Competencies Assignment Spring 2019	MEDT 6461 AASL Competency Rubric	7	7	0	7

THE TABLES BELOW CONTAIN AGGREGATE DATA FOR THE FORM : MEDT 6461 AASL Competency Rubric

AASL Competency Survey First Semester

	# Unacceptable (1)	% Unacceptable (1)	# Developing (2)	% Developing (2)	# Proficient (3)	% Proficient (3)	# Exemplary (4)	% Exemplary (4)	# No Response	% No Response	Total Response	Mean	Median	Mode	Standard Deviation
Teaching and Learning	1	2.44%	26	63.41%	14	34.15%	0	0%	0	0%	41	2.32	2	2	0.52
Total/Percentage	1	2.44%	26	63.41%	14	34.15%	0	0%	0	0%	41				
Literacy and Reading	1	2.44%	19	46.34%	21	51.22%	0	0%	0	0%	41	2.49	3	3	0.55
Total/Percentage	1	2.44%	19	46.34%	21	51.22%	0	0%	0	0%	41				
Information and Knowledge	1	2.44%	30	73.17%	10	24.39%	0	0%	0	0%	41	2.22	2	2	0.47
Total/Percentage	1	2.44%	30	73.17%	10	24.39%	0	0%	0	0%	41				
Advocacy and Leadership	1	2.44%	31	75.61%	9	21.95%	0	0%	0	0%	41	2.2	2	2	0.45
Total/Percentage	1	2.44%	31	75.61%	9	21.95%	0	0%	0	0%	41				
Program Management and Administration	1	2.44%	34	82.93%	6	14.63%	0	0%	0	0%	41	2.12	2	2	0.39
Total/Percentage	1	2.44%	34	82.93%	6	14.63%	0	0%	0	0%	41				

MEDT 6461 DISPOSITIONS RUBRIC

Term	Course Number	Course Title	Section	Course Work Due date	Course Work Name	Assessment Tool (s)	Number of students that received this coursework	Number of students who have submitted this coursework	Number of students who have not submitted this coursework	Number of students who have been assessed for this coursework
Summer Semester 2018	MEDT 6461	Admin of School Media Center	E01	2018-07-23	MEDT 6461 Dispositions Assignment Summer 2018	MEDT 6461 Dispositions Rubric	10	10	0	10
Summer Semester 2018	MEDT 6461	Admin of School Media Center	E02	2018-07-23	MEDT 6461 Dispositions Assignment Summer 2018	MEDT 6461 Dispositions Rubric	5	5	0	5
Fall Semester 2018	MEDT 6461	Admin of School Media Center	E01	2018-12-08	MEDT 6461 Dispositions Assignment Fall 2018	MEDT 6461 Dispositions Rubric	15	14	0	14
Fall Semester 2018	MEDT 6461	Admin of School Media Center	E02	2018-12-08	MEDT 6461 Dispositions Assignment Fall 2018	MEDT 6461 Dispositions Rubric	5	5	0	5
Spring Semester 2019	MEDT 6461	Admin of School Media Center	E01	2019-04-29	MEDT 6461 Dispositions Assignment Spring 2019	MEDT 6461 Dispositions Rubric	7	7	0	7

THE TABLES BELOW CONTAIN AGGREGATE DATA FOR THE FORM : MEDT 6461 Dispositions Rubric

Professional Dispositions and Behaviors																
Rubric	# Unacceptable (1)	% Unacceptable (1)	# Developing (2)	% Developing (2)	# Proficient (3)	% Proficient (3)	# Exemplary (4)	% Exemplary (4)	# No Response	% No Response	Total Response	Mean	Median	Mode	Standard Deviation	
Professionalism: Punctuality	1	2.44%	5	12.2%	19	46.34%	16	39.02%	0	0%	41	3.22	3	3	0.75	
Professionalism: Preparation	0	0%	9	21.95%	32	78.05%	0	0%	0	0%	41	2.78	3	3	0.41	
Professionalism: Professional Demeanor	0	0%	1	2.44%	24	58.54%	16	39.02%	0	0%	41	3.37	3	3	0.53	
Professionalism: Responsive & Adaptive	0	0%	0	0%	32	78.05%	9	21.95%	0	0%	41	3.22	3	3	0.41	
Professionalism: Ethical & Honest	0	0%	2	5.13%	34	87.18%	3	7.69%	2	4.88%	39	3.03	3	3	0.36	
Communication: Verbal Communication	0	0%	4	9.76%	36	87.8%	1	2.44%	0	0%	41	2.93	3	3	0.34	
Communication: Written Communication	0	0%	6	14.63%	34	82.93%	1	2.44%	0	0%	41	2.88	3	3	0.39	
Belief that All Can Learn:	0	0%	1	2.44%	28	68.29%	12	29.27%	0	0%	41	3.27	3	3	0.5	
Fairness: Equity in All Settings	0	0%	2	4.88%	31	75.61%	8	19.51%	0	0%	41	3.15	3	3	0.47	
Collaboration: Interactions with Others	0	0%	3	7.5%	37	92.5%	0	0%	1	2.44%	40	2.92	3	3	0.26	
Total/Percentage	1	0.25%	33	8.11%	307	75.43%	66	16.22%	3	0.73%	407					

MEDT 7477/7478 FULL DAY FORM ASSESSMENT TOOL

Term	Course Number	Course Title	Section	Course Work Due date	Course Work Name	Assessment Tool (s)	Number of students that received this coursework	Number of students who have submitted this coursework	Number of students who have not submitted this coursework	Number of students who have been assessed for this coursework
Fall Semester 2018	MEDT 7477	Technology for Media Services	E01	2018-12-08	MEDT 7477 Full Day Form Assignment Fall 2018	MEDT 7477/7478 Full Day Form Assessment Tool	7	7	0	7
Fall Semester 2018	MEDT 7477	Technology for Media Services	E02	2018-12-08	MEDT 7477 Full Day Form Assignment Fall 2018	MEDT 7477/7478 Full Day Form Assessment Tool	1	1	0	1
Fall Semester 2018	MEDT 7478	Cataloging and Automating	N01	2018-12-08	MEDT 7478 Full Day Form Assignment Fall 2018	MEDT 7477/7478 Full Day Form Assessment Tool	17	16	1	16
Fall Semester 2018	MEDT 7478	Cataloging and Automating	N02	2018-12-08	MEDT 7478 Full Day Form Assignment Fall 2018	MEDT 7477/7478 Full Day Form Assessment Tool	9	9	0	9
Spring Semester 2019	MEDT 7477	Technology for Media Services	E01	2019-04-29	MEDT 7477 Full Day Form Assignment Spring 2019	MEDT 7477/7478 Full Day Form Assessment Tool	20	19	1	19
Spring Semester 2019	MEDT 7477	Technology for Media Services	E02	2019-04-29	MEDT 7477 Full Day Form Assignment Spring 2019	MEDT 7477/7478 Full Day Form Assessment Tool	13	12	1	11
Spring Semester 2019	MEDT 7478	Cataloging and Automating	N01	2019-04-29	MEDT 7478 Full Day Form Assignment Spring 2019	MEDT 7477/7478 Full Day Form Assessment Tool	5	5	0	5
Spring Semester 2019	MEDT 7478	Cataloging and Automating	N02	2019-04-29	MEDT 7478 Full Day Form Assignment Spring 2019	MEDT 7477/7478 Full Day Form Assessment Tool	2	2	0	2

THE TABLES BELOW CONTAIN AGGREGATE DATA FOR THE FORM : MEDT 7477/7478 Full Day Form Assessment Tool

MEDT 7477/7478 Full Day Form Assessment Tool							
	# Complete	% Complete	# Incomplete	% Incomplete	# No Response	% No Response	Total Response
School/District demographic information	69	98.57%	1	1.43%	0	0%	70
	# Complete	% Complete	# Incomplete	% Incomplete	# No Response	% No Response	Total Response
Media Specialist information	68	97.14%	2	2.86%	0	0%	70

MEDT 7478 (SLM) M.ED. DISPOSITION RUBRIC

Term	Course Number	Course Title	Section	Course Work Due date	Course Work Name	Assessment Tool (s)	Number of students that received this coursework	Number of students who have submitted this coursework	Number of students who have not submitted this coursework	Number of students who have been assessed for this coursework
Fall Semester 2018	MEDT 7478	Cataloging and Automating	N01	2018-12-08	MEDT 7478 Dispositions Assignment Fall 2018	MEDT 7478 (SLM) M.Ed. Disposition Rubric	17	16	1	16
Fall Semester 2018	MEDT 7478	Cataloging and Automating	N02	2018-12-08	MEDT 7478 Dispositions Assignment Fall 2018	MEDT 7478 (SLM) M.Ed. Disposition Rubric	9	9	0	9
Spring Semester 2019	MEDT 7478	Cataloging and Automating	N01	2019-04-29	MEDT 7478 Dispositions Assignment Spring 2019	MEDT 7478 (SLM) M.Ed. Disposition Rubric	5	5	0	5
Spring Semester 2019	MEDT 7478	Cataloging and Automating	N02	2019-04-29	MEDT 7478 Dispositions Assignment Spring 2019	MEDT 7478 (SLM) M.Ed. Disposition Rubric	2	2	0	2

THE TABLES BELOW CONTAIN AGGREGATE DATA FOR THE FORM : MEDT 7478 (SLM) M.Ed. Disposition Rubric

MEDT SLM Disposition Rubric 7478

	# Unacceptable	% Unacceptable	# Developing	% Developing	# Proficient	% Proficient	# Exemplary	% Exemplary	# No Response	% No Response	Total Response	Mean	Median	Mode	Standard Deviation
Professional Dispositions and Behaviors															
Professionalism: Punctuality	0	0%	2	6.25%	22	68.75%	8	25%	0	0%	32	3.19	3	3	0.53
Professionalism: Preparation	0	0%	2	6.25%	9	28.12%	21	65.62%	0	0%	32	3.59	4	4	0.61
Professionalism:Professional Demeanor	0	0%	0	0%	6	18.75%	26	81.25%	0	0%	32	3.81	4	4	0.39
Professionalism:Responsive and Adaptive	0	0%	0	0%	13	40.62%	19	59.38%	0	0%	32	3.59	4	4	0.49
Professionalism:Ethical and Honest	0	0%	0	0%	14	43.75%	18	56.25%	0	0%	32	3.56	4	4	0.5
Communication:Verbal Communication	0	0%	0	0%	22	68.75%	10	31.25%	0	0%	32	3.31	3	3	0.46
Communication:Written Communication	0	0%	1	3.12%	20	62.5%	11	34.38%	0	0%	32	3.31	3	3	0.53
Belief that All can Learn:Respects Individual Differences	0	0%	0	0%	4	12.5%	28	87.5%	0	0%	32	3.88	4	4	0.33
Fairness:Equity in All Settings	0	0%	0	0%	11	34.38%	21	65.62%	0	0%	32	3.66	4	4	0.47
Collaboration:Interactions with Others	0	0%	1	3.12%	27	84.38%	4	12.5%	0	0%	32	3.09	3	3	0.38
Total/Percentage	0	0%	6	1.88%	148	46.25%	166	51.88%	0	0%	320				

MEDT 7478 AASL COMPETENCY RUBRIC

Term	Course Number	Course Title	Section	Course Work Due date	Course Work Name	Assessment Tool (s)	Number of students that received this coursework	Number of students who have submitted this coursework	Number of students who have not submitted this coursework	Number of students who have been assessed for this coursework
Fall Semester 2018	MEDT 7478	Cataloging and Automating	N01	2018-12-08	MEDT 7478 AASL Competencies Assignment Fall 2018	MEDT 7478 AASL Competency Rubric	17	16	1	16
Fall Semester 2018	MEDT 7478	Cataloging and Automating	N02	2018-12-08	MEDT 7478 AASL Competencies Assignment Fall 2018	MEDT 7478 AASL Competency Rubric	9	9	0	9
Spring Semester 2019	MEDT 7478	Cataloging and Automating	N01	2019-04-29	MEDT 7478 AASL Competencies Assignment Spring 2019	MEDT 7478 AASL Competency Rubric	5	5	0	5
Spring Semester 2019	MEDT 7478	Cataloging and Automating	N02	2019-04-29	MEDT 7478 AASL Competencies Assignment Spring 2019	MEDT 7478 AASL Competency Rubric	2	2	0	2

THE TABLES BELOW CONTAIN AGGREGATE DATA FOR THE FORM : MEDT 7478 AASL Competency Rubric

AASL Competency Rubric																
	# Unacceptable (1) Candidates are not able to:	% Unacceptable (1) Candidates are not able to:	# Developing (2) Candidates are able to:	% Developing (2) Candidates are able to:	# Proficient (3) Candidates are able to:	% Proficient (3) Candidates are able to:	# Exemplary (4) Candidates are able to:	% Exemplary (4) Candidates are able to:	# No Response	% No Response	Total Response	Mean	Median	Mode	Standard Deviation	
Teaching and Learning	0	0%	2	6.25%	14	43.75%	16	50%	0	0%	32	3.44	3.5	4	0.61	
Total/Percentage	0	0%	2	6.25%	14	43.75%	16	50%	0	0%	32					
Literacy and Reading	0	0%	0	0%	22	68.75%	10	31.25%	0	0%	32	3.31	3	3	0.46	
Total/Percentage	0	0%	0	0%	22	68.75%	10	31.25%	0	0%	32					
Information and Knowledge	0	0%	0	0%	21	65.62%	11	34.38%	0	0%	32	3.34	3	3	0.47	
Total/Percentage	0	0%	0	0%	21	65.62%	11	34.38%	0	0%	32					
Advocacy and Leadership	0	0%	0	0%	28	87.5%	4	12.5%	0	0%	32	3.12	3	3	0.33	
Total/Percentage	0	0%	0	0%	28	87.5%	4	12.5%	0	0%	32					
Program Management and Administration	0	0%	0	0%	21	65.62%	11	34.38%	0	0%	32	3.34	3	3	0.47	
Total/Percentage	0	0%	0	0%	21	65.62%	11	34.38%	0	0%	32					

MEDT 7478 IMPACT ON LEARNING RUBRIC

Term	Course Number	Course Title	Section	Course Work Due date	Course Work Name	Assessment Tool (s)	Number of students that received this coursework	Number of students who have submitted this coursework	Number of students who have not submitted this coursework	Number of students who have been assessed for this coursework
Fall Semester 2018	MEDT 7478	Cataloging and Automating	N01	2018-12-08	MEDT 7478 Impact on Learning Assignment Fall 2018	MEDT 7478 Impact on Learning Rubric	17	16	1	16
Fall Semester 2018	MEDT 7478	Cataloging and Automating	N02	2018-12-08	MEDT 7478 Impact on Learning Assignment Fall 2018	MEDT 7478 Impact on Learning Rubric	9	9	0	9
Spring Semester 2019	MEDT 7478	Cataloging and Automating	N01	2019-04-29	MEDT 7478 Impact on Learning Assignment Spring 2019	MEDT 7478 Impact on Learning Rubric	5	5	0	5
Spring Semester 2019	MEDT 7478	Cataloging and Automating	N02	2019-04-29	MEDT 7478 Impact on Learning Assignment Spring 2019	MEDT 7478 Impact on Learning Rubric	2	2	0	2

THE TABLES BELOW CONTAIN AGGREGATE DATA FOR THE FORM : MEDT 7478 Impact on Learning Rubric

Rubric															
Rubric	# Unacceptable (1)	% Unacceptable (1)	# Developing (2)	% Developing (2)	# Proficient (3)	% Proficient (3)	# Exemplary (4)	% Exemplary (4)	# No Response	% No Response	Total Response	Mean	Median	Mode	Standard Deviation
Design for Instruction and Assessment	0	0%	1	3.12%	3	9.38%	28	87.5%	0	0%	32	3.84	4	4	0.44
Analysis of Student Learning	0	0%	0	0%	6	18.75%	26	81.25%	0	0%	32	3.81	4	4	0.39
Reflection on Student Learning	0	0%	1	3.12%	8	25%	23	71.88%	0	0%	32	3.69	4	4	0.53
Total/Percentage	0	0%	2	2.08%	17	17.71%	77	80.21%	0	0%	96				

MEDT 7487 VOLUNTEER REFLECTION/TIME LOG/ACTIVITIES CHECKLIST ASSESSMENT

Term	Course Number	Course Title	Section	Course Work Due date	Course Work Name	Assessment Tool (s)	Number of students that received this coursework	Number of students who have submitted this coursework	Number of students who have not submitted this coursework	Number of students who have been assessed for this coursework
Summer Semester 2018	MEDT 7487	Practicum	E01	2018-07-23	MEDT 7487 Volunteer Reflection/Time Log/Activities Checklist Assignment Summer 2018	MEDT 7487 Volunteer Reflection/Time Log/Activities Checklist Assessment	8	8	0	8
Fall Semester 2018	MEDT 7487	Practicum	E01	2018-12-08	MEDT 7487 Volunteer Reflection/Time Log/Activities Checklist Assignment Fall 2018	MEDT 7487 Volunteer Reflection/Time Log/Activities Checklist Assessment	8	8	0	8
Spring Semester 2019	MEDT 7487	Practicum	E01	2019-04-29	MEDT 7487 Volunteer Reflection/Time Log/Activities Checklist Assignment Spring 2019	MEDT 7487 Volunteer Reflection/Time Log/Activities Checklist Assessment	8	8	0	8

THE TABLES BELOW CONTAIN AGGREGATE DATA FOR THE FORM : MEDT 7487 Volunteer Reflection/Time Log/Activities Checklist Assessment

MEDT 7487 Volunteer Reflection/Time Log/Activities Checklist Assessment

	# Complete	% Complete	# Incomplete	% Incomplete	# No Response	% No Response	Total Response
Majority of activities have been experienced	24	100%	0	0%	0	0%	24
Date and location information included	24	100%	0	0%	0	0%	24
Elementary School level information provided	24	100%	0	0%	0	0%	24
Middle School level information provided	24	100%	0	0%	0	0%	24
High School level information provided	24	100%	0	0%	0	0%	24
A minimum of 50 hours documented	24	100%	0	0%	0	0%	24
Full Day information provided	23	100%	0	0%	1	4.17%	23
Full Day information provided	22	95.65%	1	4.35%	1	4.17%	23
Candidates demonstrate content, pedagogical, and professional knowledge and skills • Use a variety of research strategies to create new knowledge • Use research and other evidence-based data and information • Design, direct, and promote strong school library programs • Manage, organize and evaluate school library physical, fiscal, and human resources	24	100%	0	0%	0	0%	24
Candidates develop, implement, and evaluate learning opportunities for all students • Model and promote knowledge of learners and learning • Use authentic and engaging instructional strategies that reinforce classroom instruction • Enhance access to information for P-12 students, the schools and communities	24	100%	0	0%	0	0%	24
Candidates demonstrate professional dispositions and ethics • Collaborate with educators and other stakeholders in professional development • Model and promote efficient and ethical information seeking behaviors • Articulate and model the responsibilities of digital citizenship	23	95.83%	1	4.17%	0	0%	24
Candidates demonstrate ability to serve needs of diverse populations including special needs • Integrate emerging technologies • Promote reading • Ensure open and equitable access to information • Provide access to print, non-print and digital collections	24	100%	0	0%	0	0%	24

MEDT 7487 ROLES PORTFOLIO RUBRIC

Term	Course Number	Course Title	Section	Course Work Due date	Course Work Name	Assessment Tool (s)	Number of students that received this coursework	Number of students who have submitted this coursework	Number of students who have not submitted this coursework	Number of students who have been assessed for this coursework
Summer Semester 2018	MEDT 7487	Practicum	E01	2018-07-23	MEDT 7487 Roles Portfolio Assignment Summer 2018	MEDT 7487 Roles Portfolio Rubric	8	8	0	8
Fall Semester 2018	MEDT 7487	Practicum	E01	2018-12-08	MEDT 7487 Roles Portfolio Assignment Fall 2018	MEDT 7487 Roles Portfolio Rubric	8	8	0	8
Spring Semester 2019	MEDT 7487	Practicum	E01	2019-04-29	MEDT 7487 Roles Portfolio Assignment Spring 2019	MEDT 7487 Roles Portfolio Rubric	8	8	0	8

THE TABLES BELOW CONTAIN AGGREGATE DATA FOR THE FORM : MEDT 7487 Roles Portfolio Rubric

Roles/Exit Presentation Rubric

Rubric	# Unacceptable (1); Candidates are not able to:	% Unacceptable (1); Candidates are not able to:	# Developing (2); Candidates are able to:	% Developing (2); Candidates are able to:	# Proficient (3); Candidates are able to:	% Proficient (3); Candidates are able to:	# Exemplary (4); Candidates are able to:	% Exemplary (4); Candidates are able to:	# No Response	% No Response	Total Response	Mean	Median	Mode	Standard Deviation
. Candidates demonstrate content, pedagogical, and professional knowledge and skills	0	0%	5	20.83%	6	25%	13	54.17%	0	0%	24	3.33	4	4	0.8
. Candidates develop, implement, and evaluate learning opportunities for all students	0	0%	6	25%	4	16.67%	14	58.33%	0	0%	24	3.33	4	4	0.85
Candidates demonstrate professional dispositions and ethics	1	4.17%	6	25%	4	16.67%	13	54.17%	0	0%	24	3.21	4	4	0.96
Candidates demonstrate ability to serve needs of diverse populations including special needs	0	0%	1	4.17%	9	37.5%	14	58.33%	0	0%	24	3.54	4	4	0.58
Total/Percentage	1	1.04%	18	18.75%	23	23.96%	54	56.25%	0	0%	96				

MEDT 7487 END OF PROGRAM FEEDBACK RUBRIC

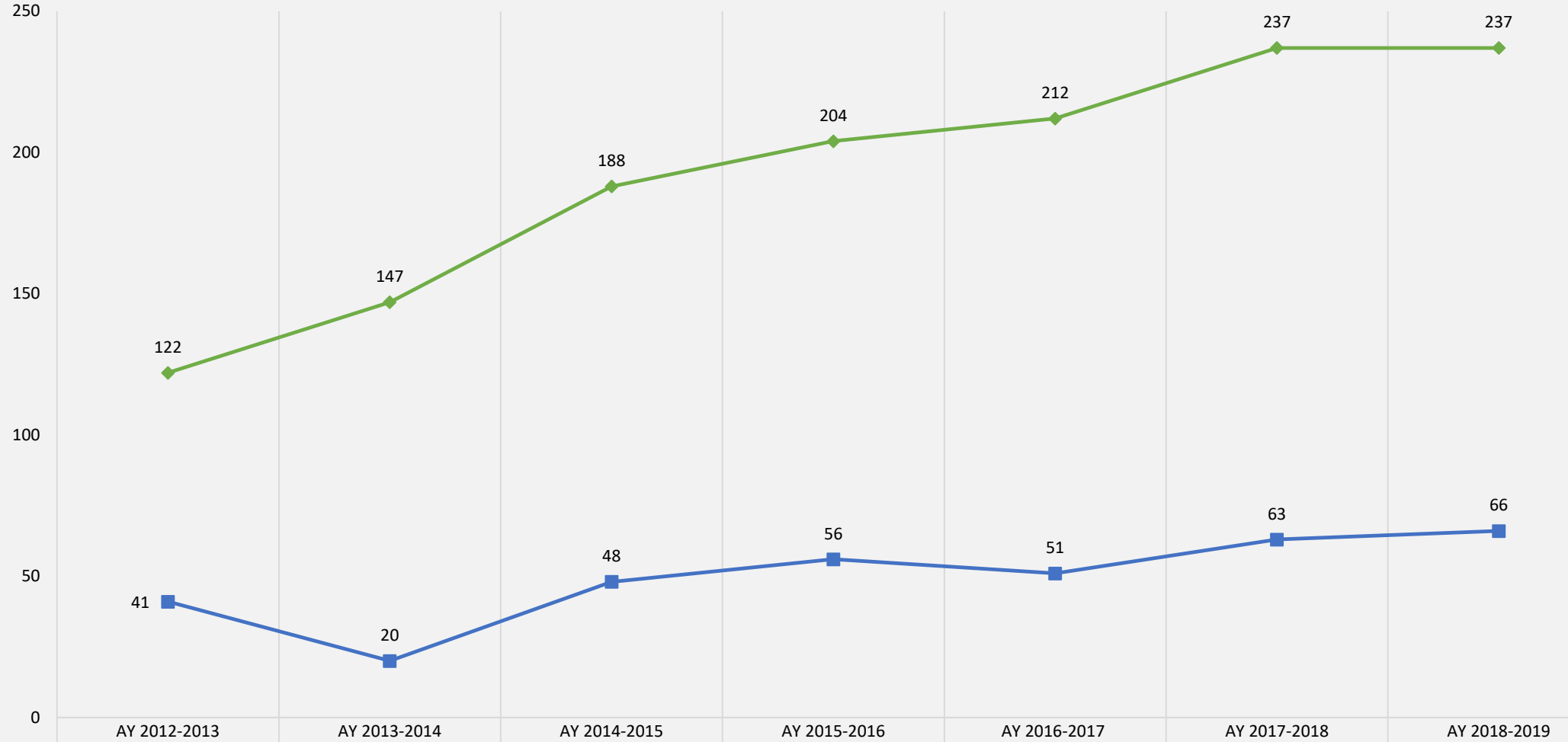
Term	Course Number	Course Title	Section	Course Work Due date	Course Work Name	Assessment Tool (s)	Number of students that received this coursework	Number of students who have submitted this coursework	Number of students who have not submitted this coursework	Number of students who have been assessed for this coursework
Summer Semester 2018	MEDT 7487	Practicum	E01	2018-07-23	MEDT 7487 End of Program Assignment Summer 2018	MEDT 7487 End of Program Feedback Rubric	8	8	0	8
Fall Semester 2018	MEDT 7487	Practicum	E01	2018-12-08	MEDT 7487 End of Program Assignment Fall 2018	MEDT 7487 End of Program Feedback Rubric	8	8	0	8
Spring Semester 2019	MEDT 7487	Practicum	E01	2019-04-29	MEDT 7487 End of Program Assignment Spring 2019	MEDT 7487 End of Program Feedback Rubric	8	8	0	8

THE TABLES BELOW CONTAIN AGGREGATE DATA FOR THE FORM : MEDT 7487 End of Program Feedback Rubric

MEDT 7487 End of Program Feedback Rubric							
	# Yes	% Yes	# No	% No	# No Response	% No Response	Total Response
Has the feedback form been completed?	24	100%	0	0%	0	0%	24

ENROLLMENT AND GRADUATION

M.ED. IN MEDIA ENROLLMENT AND GRADUATION DATA TRENDS



◆ ENROLLED
■ GRADUATES

122
41

147
20

188
48

204
56

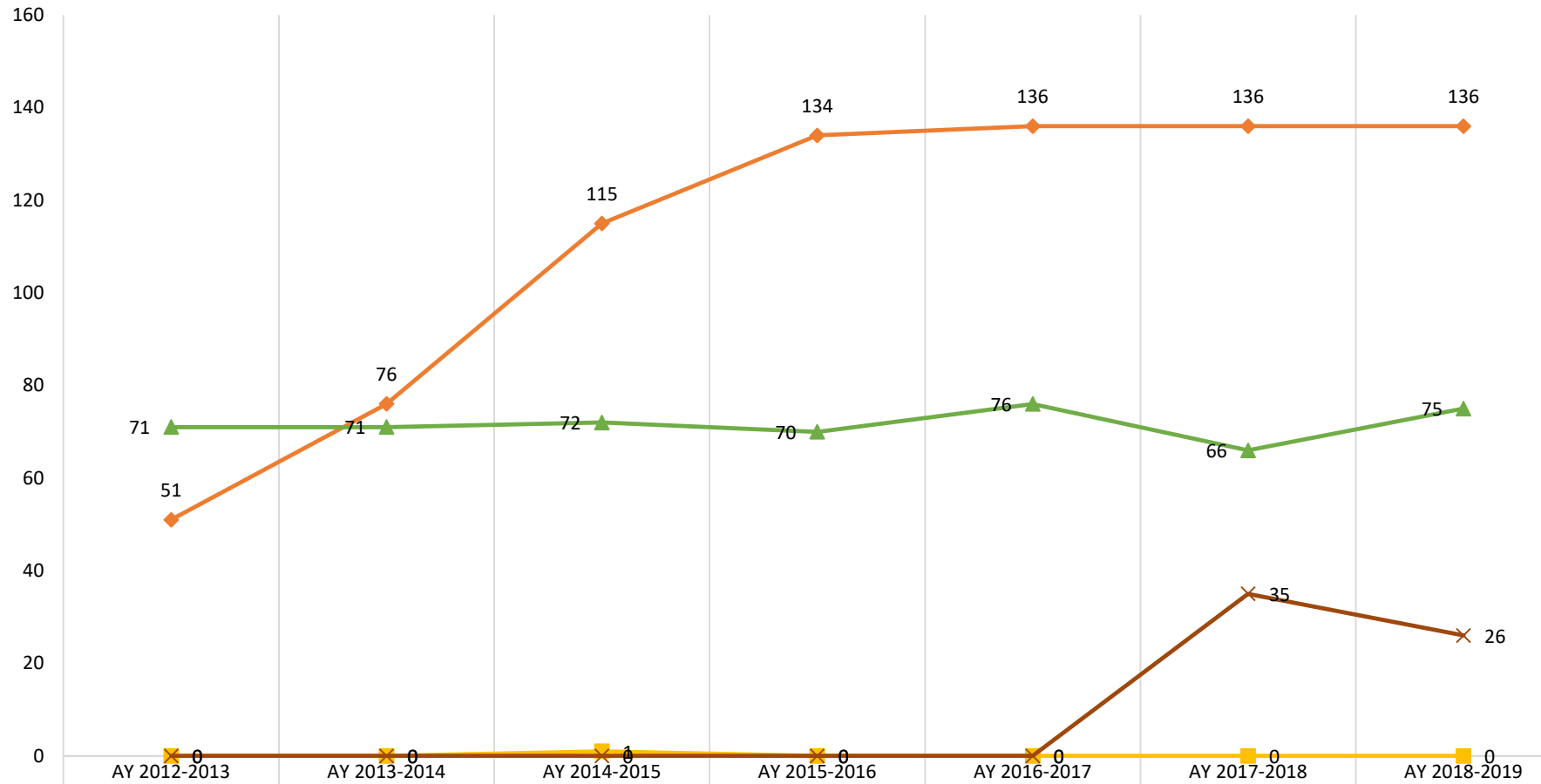
212
51

237
63

237
66

ENROLLMENT

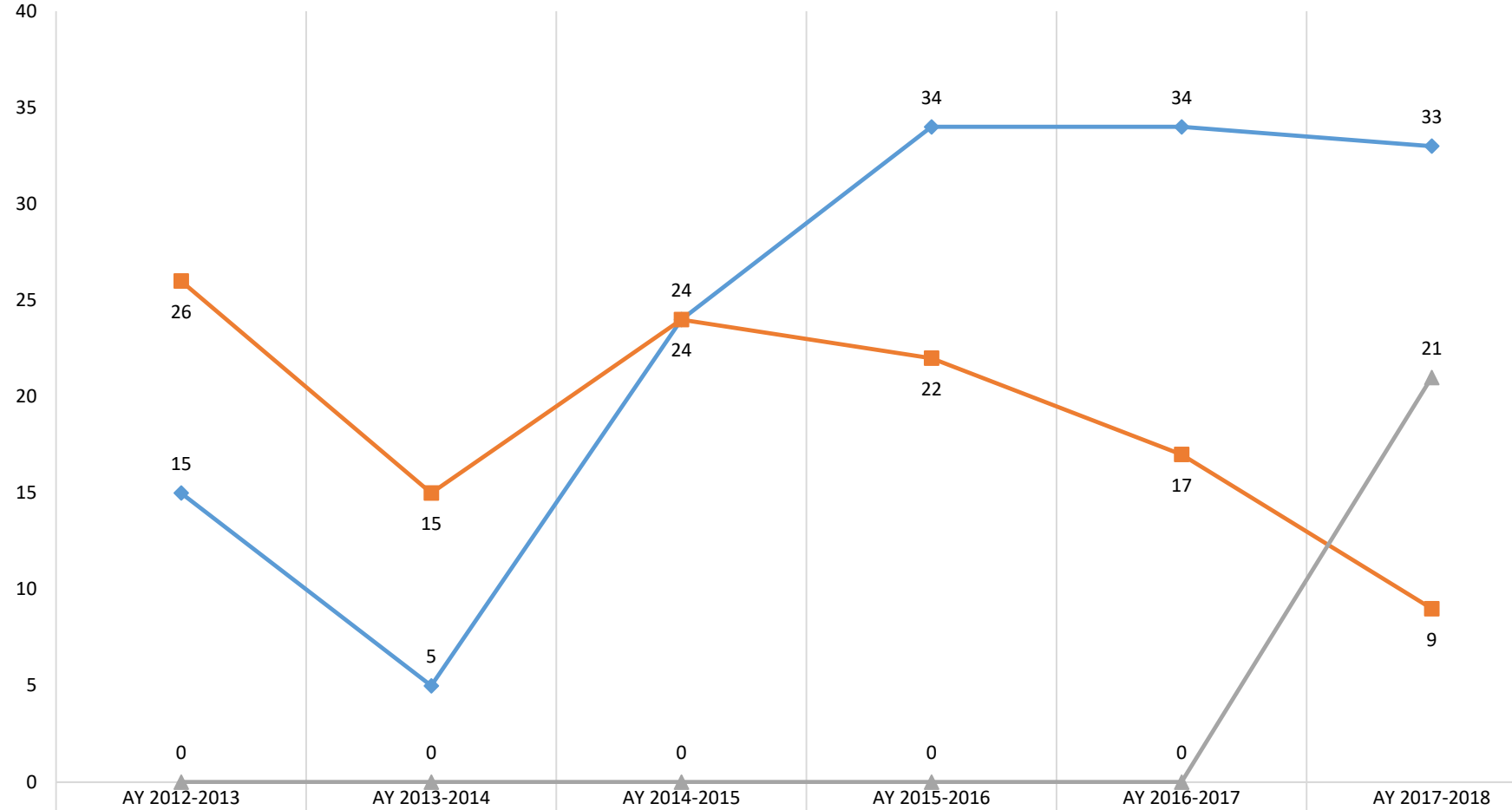
ENROLLMENT TRENDS FOR M.ED. IN MEDIA



M.Ed. Media Instruction Technology	51	76	115	134	136	136	136
M.Ed. Media IT School Library Media Cert	0	0	1	0	0	0	0
M.Ed. Media Media Specialist	71	71	72	70	76	66	75
M.Ed. Media Sch Library Media & Instr Tech	0	0	0	0	0	35	26

GRADUATION

GRADUATION TRENDS FOR M.ED. IN MEDIA



◆ M.Ed. Media Instruction Technology	15	5	24	34	34	33
■ M.Ed. Media Media Specialist	26	15	24	22	17	9
▲ M.Ed. Media Sch Library Media & Instr Tech	0	0	0	0	0	21

SPECIALIST IN EDUCATION (Ed.S.) IN MEDIA
MEDIA SPECIALIST

PROGRESS OF GOALS FOR AY 2018-2019 AND NEW GOALS FOR AY 2019-2020

Directions: Review 2018-2019 goals found in this annual report. Record your progress for 2018-2019 goals and consider the results of your efforts as you plan for 2019-2020.

- Record your progress for 2018-2019, click here (BLUE form) <https://forms.gle/sziVrB81v29NNK9B9>
- Record NEW 2019-2020 goals, click here (RED form): <https://forms.gle/gLcwPo6RYSbjMZeT8>

Media (Media Specialist), Ed.S. SMART	STRATEGY(IES) YOUR PROGRAM WILL USE TO ACHIEVE THIS GOAL	PROGRESS	DATA USED TO INFORM RESPONSES	STRATEGIC IMPERATIVE	PLANS TO GROW PROGRAM	DISTICTIVE FEATURES
By end of Spring 2018 term, ensure that course content and requirements are appropriate for candidates from both inside and outside the state of Georgia and US.	Identify the states/countries where candidates reside. Then examine the specific state/country requirements for school library media certification. Develop matrix to document correlation between identified state/country standards with course requirements.		Annual increase of at least 2% in out of state/country candidates.	Operational Success	From goal 1, ensure that course content and requirements are appropriate for candidates from both inside and outside the state of Georgia and US. Participation in state, regional, and national conferences. Ongoing review of courses.	Our faculty are experienced school library media specialists, as well as experienced faculty. The Ed.S. in Media, School Library Concentration, for school library media candidates already certified as Media Specialist, is not offered by some peer institutions.
By end of Spring 2018 term for Summer 2018 implementation, create and implement an online orientation module to be utilized in each SLM course as a required module.	Develop an online module to orient students to the program.		Information from end of program survey and faculty observation.	Student Success		
By end of Spring 2018 term, transition the SLM wiki to a web format (such as Weebly or Google Sites).	Create a publicly accessible site to inform potential candidates and current students about policies and procedures in the SLM program.		The University has continued its move toward elimination of Wikispaces licensing.	Operational Success		

MEDT 7469 (SLM) ED.S. DISPOSITION RUBRIC

Term	Course Number	Course Title	Section	Course Work Due date	Course Work Name	Assessment Tool (s)	Number of students that received this coursework	Number of students who have submitted this coursework	Number of students who have not submitted this coursework	Number of students who have been assessed for this coursework
Spring Semester 2019	MEDT 7469	Superv of Schl Libr Media Pro	N01	2019-04-29	MEDT 7469 Dispositions Self-Assessment Assignment Spring 2019	MEDT 7469 (SLM) Ed.S. Disposition Rubric	21	21	0	21

THE TABLES BELOW CONTAIN AGGREGATE DATA FOR THE FORM : MEDT 7469 (SLM) Ed.S. Disposition Rubric

MEDT SLM Disposition Rubric

	# Unacceptable	% Unacceptable	# Developing	% Developing	# Proficient	% Proficient	# Exemplary	% Exemplary	# No Response	% No Response	Total Response	Mean	Median	Mode	Standard Deviation
Professional Dispositions and Behaviors															
Professionalism: Punctuality	0	0%	1	4.76%	11	52.38%	9	42.86%	0	0%	21	3.38	3	3	0.58
Professionalism: Preparation	0	0%	2	9.52%	13	61.9%	6	28.57%	0	0%	21	3.19	3	3	0.59
Professionalism:Professional Demeanor	0	0%	0	0%	3	14.29%	18	85.71%	0	0%	21	3.86	4	4	0.35
Professionalism:Responsive and Adaptive	0	0%	0	0%	8	38.1%	13	61.9%	0	0%	21	3.62	4	4	0.49
Professionalism:Ethical and Honest	0	0%	0	0%	6	28.57%	15	71.43%	0	0%	21	3.71	4	4	0.45
Communication:Verbal Communication	0	0%	0	0%	12	57.14%	9	42.86%	0	0%	21	3.43	3	3	0.49
Communication:Written Communication	0	0%	0	0%	10	47.62%	11	52.38%	0	0%	21	3.52	4	4	0.5
Belief that All can Learn:Respects Individual Differences	0	0%	0	0%	3	14.29%	18	85.71%	0	0%	21	3.86	4	4	0.35
Fairness:Equity in All Settings	0	0%	0	0%	9	42.86%	12	57.14%	0	0%	21	3.57	4	4	0.49
Collaboration:Interactions with Others	0	0%	0	0%	6	28.57%	15	71.43%	0	0%	21	3.71	4	4	0.45
Total/Percentage	0	0%	3	1.43%	81	38.57%	126	60%	0	0%	210				

MEDT 7469 (SLM) ED.S. REFLECTIONS/SWOT MATRIX

Term	Course Number	Course Title	Section	Course Work Due date	Course Work Name	Assessment Tool (s)	Number of students that received this coursework	Number of students who have submitted this coursework	Number of students who have not submitted this coursework	Number of students who have been assessed for this coursework
Spring Semester 2019	MEDT 7469	Superv of Schl Libr Media Pro	N01	2019-04-29	MEDT 7469 Reflection/SWOT Matrix Spring 2019	MEDT 7469 (SLM) Ed.S.Reflections/SWOT Matrix	21	21	0	21

THE TABLES BELOW CONTAIN AGGREGATE DATA FOR THE FORM : MEDT 7469 (SLM) Ed.S.Reflections/SWOT Matrix

Exit Presentation Rubric

Rubric	# Unacceptable (1); Candidates are not able to:	% Unacceptable (1); Candidates are not able to:	# Developing (2); Candidates are able to:	% Developing (2); Candidates are able to:	# Proficient (3); Candidates are able to:	% Proficient (3); Candidates are able to:	# Exemplary (4); Candidates are able to:	% Exemplary (4); Candidates are able to:	# No Response	% No Response	Total Response	Mean	Median	Mode	Standard Deviation
Candidates demonstrate content, pedagogical, and professional knowledge and skills	0	0%	3	14.29%	17	80.95%	1	4.76%	0	0%	21	2.9	3	3	0.43
Candidates develop, implement, and evaluate learning opportunities for all students	0	0%	6	28.57%	14	66.67%	1	4.76%	0	0%	21	2.76	3	3	0.53
Candidates demonstrate professional dispositions and ethics	0	0%	11	52.38%	9	42.86%	1	4.76%	0	0%	21	2.52	2	2	0.59
Candidates demonstrate ability to serve needs of diverse populations including special needs	0	0%	7	33.33%	13	61.9%	1	4.76%	0	0%	21	2.71	3	3	0.55
Total/Percentage	0	0%	27	32.14%	53	63.1%	4	4.76%	0	0%	84				

MEDT 7469 (SLM) PROGRAM FEEDBACK ASSESSMENT TOOL

Term	Course Number	Course Title	Section	Course Work Due date	Course Work Name	Assessment Tool (s)	Number of students that received this coursework	Number of students who have submitted this coursework	Number of students who have not submitted this coursework	Number of students who have been assessed for this coursework
Spring Semester 2019	MEDT 7469	Superv of Schl Libr Media Pro	N01	2019-04-29	MEDT 7469 Program Feedback Survey Assignment Spring 2019	MEDT 7469 (SLM) Program Feedback Assessment Tool	21	21	0	21

THE TABLES BELOW CONTAIN AGGREGATE DATA FOR THE FORM : MEDT 7469 (SLM) Program Feedback Assessment Tool

MEDT 7469 (SLM) Program Feedback Assessment Tool

	# Complete	% Complete	# Incomplete	% Incomplete	# No Response	% No Response	Total Response
MEDT 7469 Program Feedback	21	100%	0	0%	0	0%	21

MEDT 7469 (SLM) PROJECTS ASSESSMENT TOOL

Term	Course Number	Course Title	Section	Course Work Due date	Course Work Name	Assessment Tool (s)	Number of students that received this coursework	Number of students who have submitted this coursework	Number of students who have not submitted this coursework	Number of students who have been assessed for this coursework
Spring Semester 2019	MEDT 7469	Superv of Schl Libr Media Pro	N01	2019-04-29	MEDT 7469 Projects Spring 2019	MEDT 7469 (SLM) Projects Assessment Tool	21	21	0	21

THE TABLES BELOW CONTAIN AGGREGATE DATA FOR THE FORM : MEDT 7469 (SLM) Projects Assessment Tool

MEDT 7469 (SLM) Projects Assessment Tool

	# Complete	% Complete	# Incomplete	% Incomplete	# No Response	% No Response	Total Response
MEDT 7469 Projects	9	90%	1	10%	11	52.38%	10

MEDT 8464 (SLM) ED.S. DISPOSITION RUBRIC

Term	Course Number	Course Title	Section	Course Work Due date	Course Work Name	Assessment Tool (s)	Number of students that received this coursework	Number of students who have submitted this coursework	Number of students who have not submitted this coursework	Number of students who have been assessed for this coursework
Fall Semester 2018	MEDT 8464	Issues in School Library Medi	E01	2018-12-08	MEDT 8464 Dispositions Self-Assessment Assignment Fall 2018	MEDT 8464 (SLM) Ed.S. Disposition Rubric	33	32	1	32

THE TABLES BELOW CONTAIN AGGREGATE DATA FOR THE FORM : MEDT 8464 (SLM) Ed.S. Disposition Rubric

MEDT SLM Disposition Rubric															
	# Unacceptable	% Unacceptable	# Developing	% Developing	# Proficient	% Proficient	# Exemplary	% Exemplary	# No Response	% No Response	Total Response	Mean	Median	Mode	Standard Deviation
Professional Dispositions and Behaviors															
Professionalism: Punctuality	0	0%	1	3.12%	7	21.88%	24	75%	0	0%	32	3.72	4	4	0.51
Professionalism: Preparation	0	0%	0	0%	21	65.62%	11	34.38%	0	0%	32	3.34	3	3	0.47
Professionalism: Professional Demeanor	0	0%	0	0%	6	18.75%	26	81.25%	0	0%	32	3.81	4	4	0.39
Professionalism: Responsive and Adaptive	0	0%	0	0%	7	21.88%	25	78.12%	0	0%	32	3.78	4	4	0.41
Professionalism: Ethical and Honest	0	0%	0	0%	11	34.38%	21	65.62%	0	0%	32	3.66	4	4	0.47
Communication:Verbal Communication	0	0%	0	0%	18	56.25%	14	43.75%	0	0%	32	3.44	3	3	0.5
Communication:Written Communication	0	0%	1	3.12%	9	28.12%	22	68.75%	0	0%	32	3.66	4	4	0.54
Belief that All can Learn: Respects Individual Differences	0	0%	0	0%	2	6.25%	30	93.75%	0	0%	32	3.94	4	4	0.24
Fairness:Equity in All Settings	0	0%	0	0%	9	28.12%	23	71.88%	0	0%	32	3.72	4	4	0.45
Collaboration:Interactions with Others	0	0%	0	0%	10	31.25%	22	68.75%	0	0%	32	3.69	4	4	0.46
Total/Percentage	0	0%	2	0.62%	100	31.25%	218	68.12%	0	0%	320				

MEDT 8464 (SLM) IMPACT ON LEARNING RUBRIC

Term	Course Number	Course Title	Section	Course Work Due date	Course Work Name	Assessment Tool (s)	Number of students that received this coursework	Number of students who have submitted this coursework	Number of students who have not submitted this coursework	Number of students who have been assessed for this coursework
Fall Semester 2018	MEDT 8464	Issues in School Library Medi	E01	2018-12-08	MEDT 8464 Impact on Learning Fall 2018	MEDT 8464 (SLM) Impact on Learning Rubric				

THE TABLES BELOW CONTAIN AGGREGATE DATA FOR THE FORM : MEDT 8464 (SLM) Impact on Learning Rubric

Rubric															
Rubric	# Unacceptable (1)	% Unacceptable (1)	# Developing (2)	% Developing (2)	# Proficient (3)	% Proficient (3)	# Exemplary (4)	% Exemplary (4)	# No Response	% No Response	Total Response	Mean	Median	Mode	Standard Deviation
Design for Instruction and Assessment	0	0%	0	0%	3	9.38%	29	90.62%	0	0%	32	3.91	4	4	0.29
Analysis of Student Learning	0	0%	0	0%	4	12.5%	28	87.5%	0	0%	32	3.88	4	4	0.33
Reflection on Student Learning	0	0%	0	0%	7	21.88%	25	78.12%	0	0%	32	3.78	4	4	0.41
Total/Percentage	0	0%	0	0%	14	14.58%	82	85.42%	0	0%	96				

MEDT 8464 (SLM) PROJECTS ASSESSMENT TOOL

Term	Course Number	Course Title	Section	Course Work Due date	Course Work Name	Assessment Tool (s)	Number of students that received this coursework	Number of students who have submitted this coursework	Number of students who have not submitted this coursework	Number of students who have been assessed for this coursework
Fall Semester 2018	MEDT 8464	Issues in School Library Medi	E01	2018-12-08	MEDT 8464 Projects Assignment Fall 2018	MEDT 8464 (SLM) Projects Assessment Tool	33	32	1	32

THE TABLES BELOW CONTAIN AGGREGATE DATA FOR THE FORM : MEDT 8464 (SLM) Projects Assessment Tool

MEDT 8464 (SLM) Projects Assessment Tool							
	# Complete	% Complete	# Incomplete	% Incomplete	# No Response	% No Response	Total Response
MEDT 8464 Projects	31	96.88%	1	3.12%	0	0%	32

MEDT 8464 (SLM) REFLECTIONS/SWOT MATRIX 9.28.15

Term	Course Number	Course Title	Section	Course Work Due date	Course Work Name	Assessment Tool (s)	Number of students that received this coursework	Number of students who have submitted this coursework	Number of students who have not submitted this coursework	Number of students who have been assessed for this coursework
Fall Semester 2018	MEDT 8464	Issues in School Library Medi	E01	2018-12-08	MEDT 8464 Reflections/SWOT Matrix Fall 2018	MEDT 8464 (SLM) Reflections/SWOT Matrix 9.28.15	33	32	1	32

THE TABLES BELOW CONTAIN AGGREGATE DATA FOR THE FORM : MEDT 8464 (SLM) Reflections/SWOT Matrix 9.28.15

Exit Presentation Rubric															
Rubric	# Unacceptable (1); Candidates are not able to:	% Unacceptable (1); Candidates are not able to:	# Developing (2); Candidates are able to:	% Developing (2); Candidates are able to:	# Proficient (3); Candidates are able to:	% Proficient (3); Candidates are able to:	# Exemplary (4); Candidates are able to:	% Exemplary (4); Candidates are able to:	# No Response	% No Response	Total Response	Mean	Median	Mode	Standard Deviation
Candidates demonstrate content, pedagogical, and professional knowledge and skills	0	0%	1	3.12%	4	12.5%	27	84.38%	0	0%	32	3.81	4	4	0.46
Candidates develop, implement, and evaluate learning opportunities for all students	0	0%	0	0%	12	37.5%	20	62.5%	0	0%	32	3.62	4	4	0.48
Candidates demonstrate professional dispositions and ethics	0	0%	1	3.12%	9	28.12%	22	68.75%	0	0%	32	3.66	4	4	0.54
Candidates demonstrate ability to serve needs of diverse populations including special needs	0	0%	1	3.12%	8	25%	23	71.88%	0	0%	32	3.69	4	4	0.53
Total/Percentage	0	0%	3	2.34%	33	25.78%	92	71.88%	0	0%	128				

MEDT 8464 (SLM) PROGRAM FEEDBACK ASSESSMENT TOOL

Term	Course Number	Course Title	Section	Course Work Due date	Course Work Name	Assessment Tool (s)	Number of students that received this coursework	Number of students who have submitted this coursework	Number of students who have not submitted this coursework	Number of students who have been assessed for this coursework
Fall Semester 2018	MEDT 8464	Issues in School Library Medi	E01	2018-12-08	MEDT 8464 Program Feedback Survey Assignment Fall 2018	MEDT 8464 (SLM) Program Feedback Assessment Tool	33	32	1	32

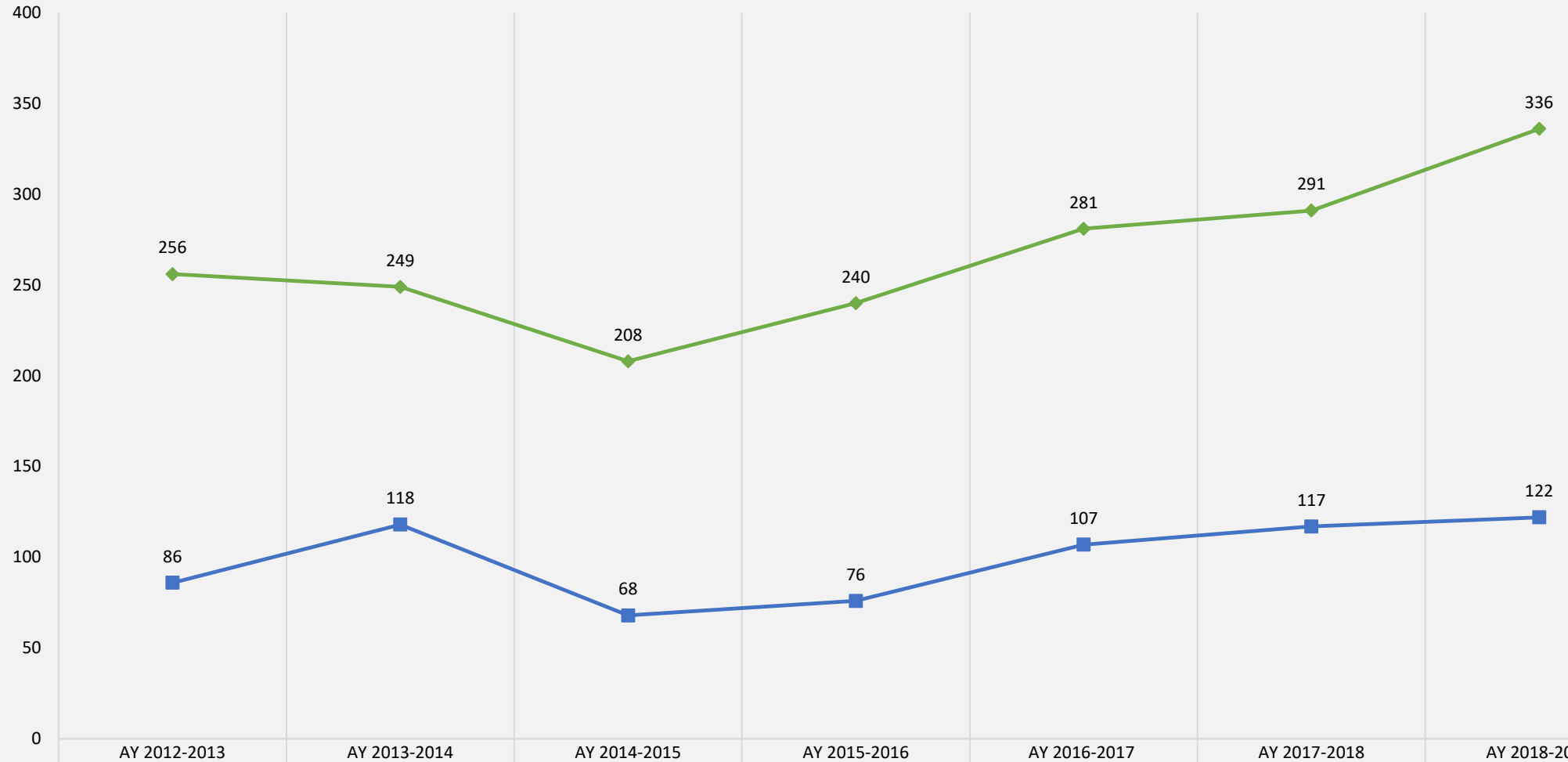
THE TABLES BELOW CONTAIN AGGREGATE DATA FOR THE FORM : MEDT 8464 (SLM) Projects Assessment Tool

MEDT 8464 (SLM) Projects Assessment Tool

	# Complete	% Complete	# Incomplete	% Incomplete	# No Response	% No Response	Total Response
MEDT 8464 Projects	31	96.88%	1	3.12%	0	0%	32

ENROLLMENT AND GRADUATION

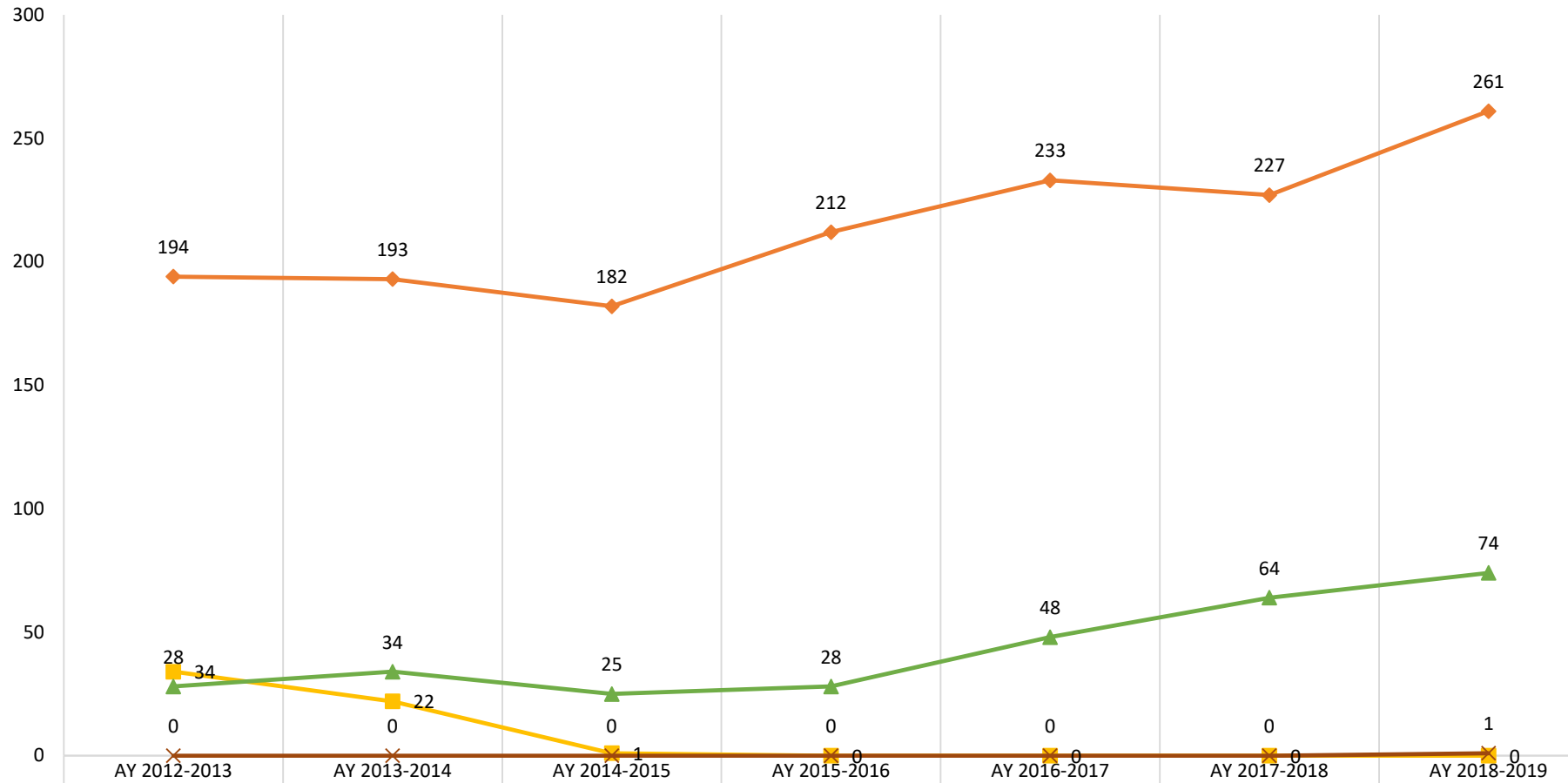
ED.S. IN MEDIA ENROLLMENT AND GRADUATION DATA TRENDS



ENROLLED	256	249	208	240	281	291	336
GRADUATES	86	118	68	76	107	117	122

ENROLLMENT

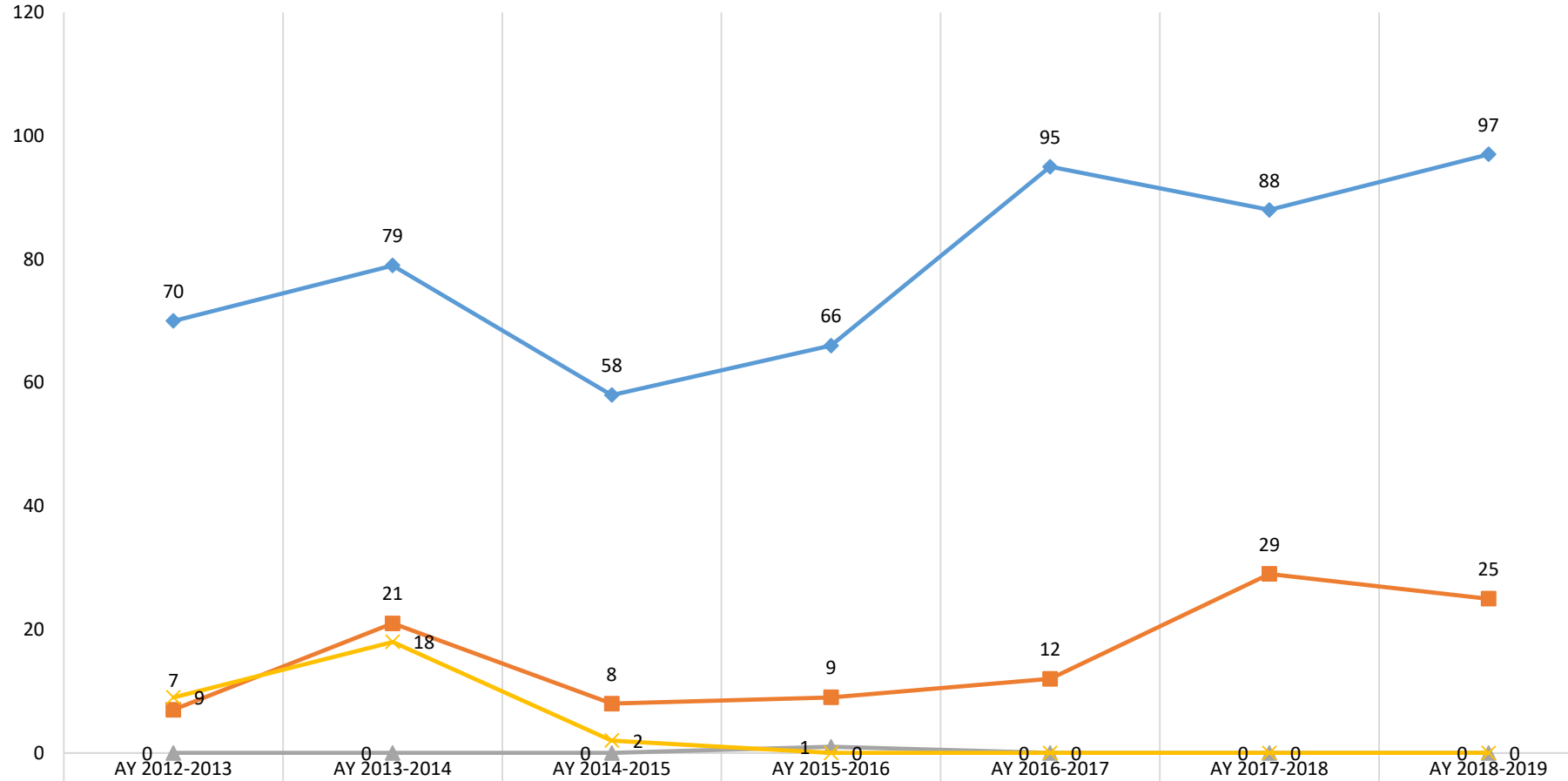
ENROLLMENT TRENDS FOR ED.S. IN MEDIA



Ed.S. Media Instruction Technology	194	193	182	212	233	227	261
Ed.S. Media IT School Library Media Cert	34	22	1	0	0	0	0
Ed.S. Media Media Specialist	28	34	25	28	48	64	74
Ed.S. Media	0	0	0	0	0	0	1

GRADUATION

GRADUATION TRENDS FOR ED.S. IN MEDIA

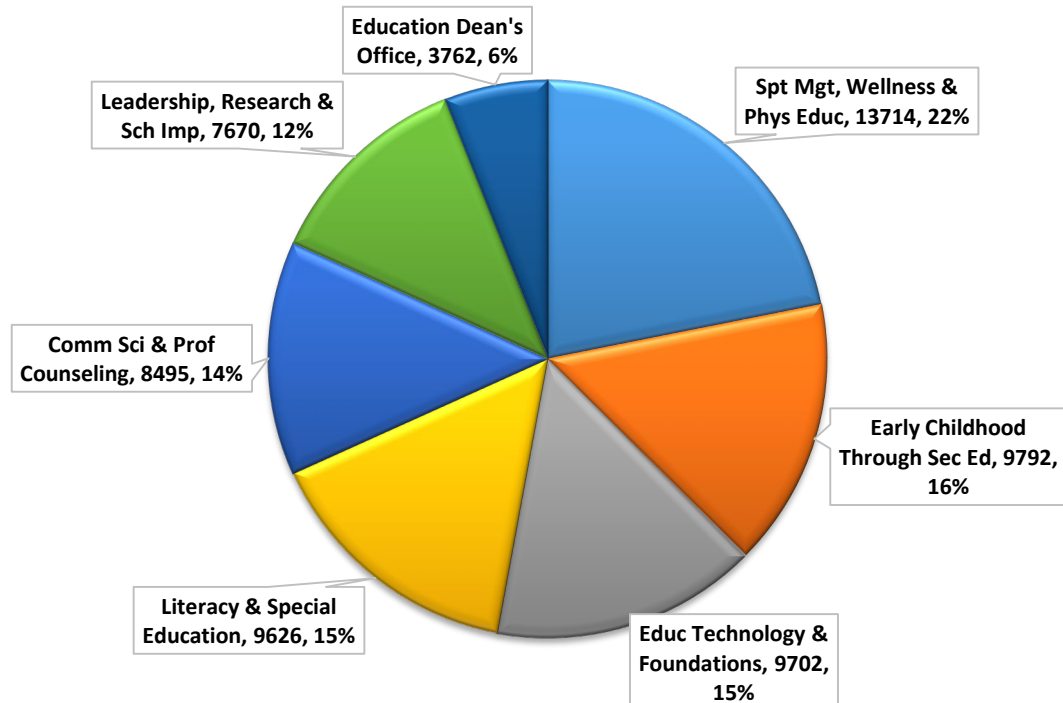


Ed.S. Media Instruction Technology	70	79	58	66	95	88	97
Ed.S. Media Media Specialist	7	21	8	9	12	29	25
Ed.S. Media	0	0	0	1	0	0	0
Ed.S. Media IT School Library Media Cert	9	18	2	0	0	0	0

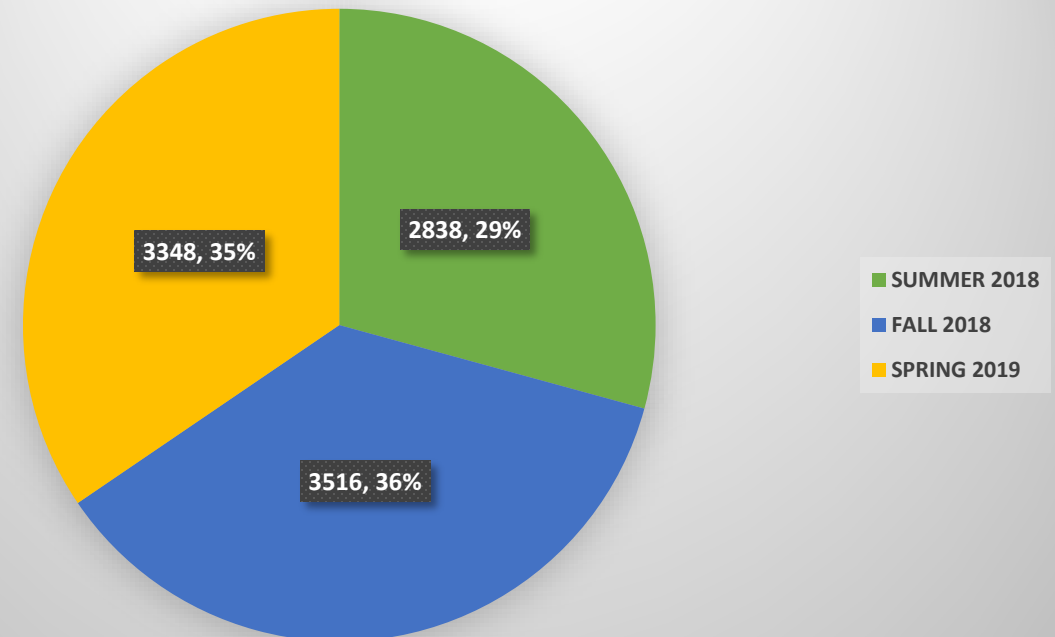
CREDIT HOUR PRODUCTION

TERM	SUMMER 2018				FALL 2018				SPRING 2019				Total by ROWS		
DEPT	ENRL	MAX_ENRL	FILL_RATE	CRED_HRS	ENRL	MAX_ENRL	FILL_RATE	CRED_HRS	ENRL	MAX_ENRL	FILL_RATE	CRED_HRS	ENRL	MAX_ENRL	CRED_HRS
Spt Mgt, Wellness & Phys Educ	624	816	76%	1798	2252	2350	96%	5630	2345	2342	100%	6286	5221	5508	13714
Early Childhood Through Sec Ed	654	700	93%	1953	1498	2254	66%	3884	1448	1838	79%	3955	3600	4792	9792
Educ Technology & Foundations	946	1025	92%	2838	1172	1252	94%	3516	1116	1270	88%	3348	3234	3547	9702
Literacy & Special Education	747	1095	68%	2164	1318	1811	73%	3974	1169	1586	74%	3488	3234	4492	9626
Comm Sci & Prof Counseling	579	827	70%	1818	1119	1451	77%	3431	1062	1357	78%	3246	2760	3635	8495
Leadership, Research & Sch Imp	880	1129	78%	2571	869	1139	76%	2524	883	1100	80%	2575	2632	3368	7670
Education Dean's Office	183	225	83%	549	556	570	97%	1668	515	530	97%	1545	1254	1325	3762
Total by COLUMNS	4613	5817		13691	8784	10827		24627	8538	10023		24443	21935	26667	62761

CREDIT HOUR PRODUCTION FOR COLLEGE OF EDUCATION FOR AY 18-19
BY DEPARTMENT



CREDIT HOUR PRODUCTION FOR EDUCATIONAL TECHNOLOGY & FOUNDATIONS BY TERM



CREDIT HOUR PRODUCTION

TERM	SUMMER 2018			FALL 2018			SPRING 2019			TOTAL		
SUBJ	ENRL	MAX_ENRL	CRED_HRS	ENRL	MAX_ENRL	CRED_HRS	ENRL	MAX_ENRL	CRED_HRS	ENRL	MAX_ENRL	CRED_HRS
MEDT	834	905	2502	976	1047	2928	1011	1150	3033	2821	3102	8463
CEPD	87	95	261	196	205	588	105	120	315	388	420	1164
EDFD	25	25	75	0	0	0	0	0	0	25	25	75
TOTAL	946	1025	2838	1172	1252	3516	1116	1270	3348	3234	3547	9702

TOTAL CREDIT HOUR PRODUCTION BY SUBJECT FOR AY 2018-2019

