



**PREPARING  
EXEMPLARY  
PRACTITIONERS**

FIELD-BASED  
INQUIRY  
PROFESSIONAL  
EXCELLENCE  
BETTERMENT  
OF SOCIETY

Adaptive • Proactive • Decisive • Leading • Reflective • Inquisitive  
Knowledgeable • Collaborative • Empathetic • Culturally Sensitive

## DATA PROGRAM REPORT

# Ed.S. PROFESSIONAL COUNSELING AND SUPERVISION

THE UNIVERSITY OF WEST GEORGIA

SUMMER 2018 | FALL 2018 | SPRING 2019

# PROGRESS OF GOALS FOR AY 2018-2019 AND NEW GOALS FOR AY 2019-2020

Directions: Review 2018-2019 goals found in this annual report. Record your progress for 2018-2019 goals and consider the results of your efforts as you plan for 2019-2020.

- Record your progress for 2018-2019, click here (BLUE form) <https://forms.gle/sziVrB81v29NNK9B9>
- Record NEW 2019-2020 goals, click here (RED form): <https://forms.gle/gLcwPo6RYSbjMZeT8>

Professional Counseling and Supervision, Ed.S. SMART	STRATEGY(IES) YOUR PROGRAM WILL USE TO ACHIEVE THIS GOAL	PROGRESS	DATA USED TO INFORM RESPONSES	STRATEGIC IMPERATIVE	PLANS TO GROW PROGRAM	DISTICTIVE FEATURES
Implement strategies to improve inter-rater reliability of key assessment rubrics to decrease the number of key assessments with uniform means in at least one Ed.S. course. To be implemented by Summer 2019.	Add as an agenda item on Faculty Meetings, consult with and provide clarification to collaborating faculty		Ed.S. Key Assessment Means	Operational Success	Work group within the department is actively focusing on recruitment (will aim to increase male enrollment).	Considered feeder to the Ed.D. Program
Implement strategies to decrease inflated ratings on scaffolded key assessments by .25 points in CEPD 8135 to assist faculty in more accurately rating student performance prior to faculty intervention to be implemented by Summer 2019.	Add as an agenda item to Faculty Meetings		Ed.S. Key Assessments	Operational Success		
Integrate research to practice components into various Ed.S. program courses to increase means on item #2 of the CEPD 8184 Quantitative Research Report to be implemented by Fall 2019.	Add as an item to CEPD meeting agenda, discuss meaning of research to practice, brainstorm strategies to integrate research to practice in courses.		Key Assessment CEPD 8184	Academic Success		
INSERT SURVEY GOAL						

# CEPD 8138 CULTURAL DIVERSITY LEADERSHIP PROJECT ASSIGNMENT

Term	Course Number	Course Title	Section	Course Work Due date	Course Work Name	Assessment Tool (s)	Number of students that received this coursework	Number of students who have submitted this coursework	Number of students who have not submitted this coursework	Number of students who have been assessed for this coursework
Fall Semester 2018	CEPD 8138	Advanced Multicultural Course	E01	2018-12-07	CEPD 8138 Cultural Diversity Leadership Project Fall 2018	CEPD 8138 Cultural Diversity Leadership Project Rubric	23	23	0	23

## THE TABLES BELOW CONTAIN AGGREGATE DATA FOR THE FORM : CEPD 8138 Cultural Diversity Leadership Project Rubric

### CEPD 8138 Cultural Diversity Leadership Project Rubric

Rubric	# Unacceptable	% Unacceptable	# Developing	% Developing	# Proficient	% Proficient	# Exemplary	% Exemplary	# No Response	% No Response	Total Response	Mean	Median	Mode	Standard Deviation
Ed.S. LO 6:Design counseling goals for cultural diversity project	0	0%	1	4.35%	8	34.78%	14	60.87%	0	0%	23	3.57	4	4	0.58
Ed.S. LO 6:Identify current minority groups that needs targeted interventions within the candidates identified area of interest	0	0%	1	4.35%	8	34.78%	14	60.87%	0	0%	23	3.57	4	4	0.58
Ed.S. LO 6:Identify strategies for targeting ethical issues as they relate to multicultural groups	0	0%	0	0%	5	21.74%	18	78.26%	0	0%	23	3.78	4	4	0.41
Ed.S. LO 1 & 6:Integrate counseling theories into cultural diversity plan	0	0%	0	0%	13	56.52%	10	43.48%	0	0%	23	3.43	3	3	0.5
Ed.S. LO 2 & 6:Identify evaluations methods and link to project goals	0	0%	1	4.35%	6	26.09%	16	69.57%	0	0%	23	3.65	4	4	0.56
Total/Percentage	0	0%	3	2.61%	40	34.78%	72	62.61%	0	0%	115				

# CEPD 8141 ED.S. SUPERVISION PRESENTATION RUBRIC

Term	Course Number	Course Title	Section	Course Work Due date	Course Work Name	Assessment Tool (s)	Number of students that received this coursework	Number of students who have submitted this coursework	Number of students who have not submitted this coursework	Number of students who have been assessed for this coursework
Summer Semester 2018	CEPD 8141	Supervision in Counseling	E01	2018-07-24	CEPD 8141 Ed.S. Supervision Presentation Summer 2018	CEPD 8141 Ed.S. Supervision Presentation Rubric	26	23	3	23

**THE TABLES BELOW CONTAIN AGGREGATE DATA FOR THE FORM : CEPD 8141 Ed.S. Supervision Presentation Rubric**

Supervision Rubric

Program Goal #3: Demonstrate the knowledge and skills required to provide quality clinical supervision										# No Response	% No Response	Total Response	Mean	Median	Mode	Standard Deviation
Case Presentation Rubric CEPD 8141	# Unacceptable (1)	% Unacceptable (1)	# Developing (2)	% Developing (2)	# Proficient (3)	% Proficient (3)	# Exemplary (4)	% Exemplary (4)								
3.2 Prepare a class presentation based on one of your supervision sessions that demonstrates the ability to apply the Discrimination Model in counseling supervision.	0	0%	0	0%	5	21.74%	18	78.26%	0	0%	23	3.78	4	4	0.41	
<b>Total/Percentage</b>	<b>0</b>	<b>0%</b>	<b>0</b>	<b>0%</b>	<b>5</b>	<b>21.74%</b>	<b>18</b>	<b>78.26%</b>	<b>0</b>	<b>0%</b>	<b>23</b>					

# CEPD 8152 CONSULTATION CASE STUDY

Term	Course Number	Course Title	Section	Course Work Due date	Course Work Name	Assessment Tool (s)	Number of students that received this coursework	Number of students who have submitted this coursework	Number of students who have not submitted this coursework	Number of students who have been assessed for this coursework
Spring Semester 2019	CEPD 8152	Consult, Collab, & Dev in Cou	E01	2019-04-29	CEPD 8152 Consultation Case Study Spring 2019	CEPD 8152 Consultation Case Study Rubric	24	13	11	13

## THE TABLES BELOW CONTAIN AGGREGATE DATA FOR THE FORM : CEPD 8152 Consultation Case Study Rubric: 1

### CEPD 8152 Consultation Case Study Rubric

Learning Objective Rubric	# Unacceptable (1)	% Unacceptable (1)	# Acceptable (2)	% Acceptable (2)	# Proficient (3)	% Proficient (3)	# Exemplary (4)	% Exemplary (4)	# No Response	% No Response	Total Response	Mean	Median	Mode	Standard Deviation
LO #2: Demonstrate the ability to apply research methods to counseling interventions and/or program evaluation and use the information to improve programming.	0	0%	0	0%	1	7.69%	12	92.31%	0	0%	13	3.92	4	4	0.27
LO #3: Demonstrate the knowledge and skills required to provide quality clinical supervision.	0	0%	0	0%	3	23.08%	10	76.92%	0	0%	13	3.77	4	4	0.42
LO #4: Demonstrate an understanding of current issues in counseling and supervision Supervision.	0	0%	0	0%	2	15.38%	11	84.62%	0	0%	13	3.85	4	4	0.36
LO #5: Demonstrate Advanced Skills in Specialty Area of Interest	0	0%	0	0%	1	7.69%	12	92.31%	0	0%	13	3.92	4	4	0.27
LO #6: Demonstrate knowledge, skills, and disposition relevant to practice in a multicultural society	0	0%	0	0%	0	0%	13	100%	0	0%	13	4	4	4	0
<b>Total/Percentage</b>	<b>0</b>	<b>0%</b>	<b>0</b>	<b>0%</b>	<b>7</b>	<b>10.77%</b>	<b>58</b>	<b>89.23%</b>	<b>0</b>	<b>0%</b>	<b>65</b>				

# CEPD 8156 LITERATURE REVIEW RUBRIC

Term	Course Number	Course Title	Section	Course Work Due date	Course Work Name	Assessment Tool (s)	Number of students that received this coursework	Number of students who have submitted this coursework	Number of students who have not submitted this coursework	Number of students who have been assessed for this coursework
Spring Semester 2019	CEPD 8156	Designing Effective Programs	E01	2019-04-30	CEPD 8156 Literature Review Spring 2019	CEPD 8156 Literature Review Rubric	20	17	3	16

## THE TABLES BELOW CONTAIN AGGREGATE DATA FOR THE FORM : CEPD 8156 Literature Review Rubric: 1

### CEPD 8156 Literature Review Rubric

CEPD 8156 Literature Review Rubric	# Unacceptable (1)	% Unacceptable (1)	# Acceptable (2)	% Acceptable (2)	# Proficient (3)	% Proficient (3)	# Exemplary (4)	% Exemplary (4)	# No Response	% No Response	Total Response	Mean	Median	Mode	Standard Deviation
Ed.S. LO 5	0	0%	0	0%	6	40%	9	60%	1	6.25%	15	3.6	4	4	0.49
Ed.S. LO 2	0	0%	0	0%	9	56.25%	7	43.75%	0	0%	16	3.44	3	3	0.5
Ed.S. LO 1	0	0%	0	0%	6	37.5%	10	62.5%	0	0%	16	3.62	4	4	0.48
Ed.S. LO 2	0	0%	0	0%	8	53.33%	7	46.67%	1	6.25%	15	3.47	3	3	0.5
Ed.S. LO N/A	0	0%	0	0%	6	40%	9	60%	1	6.25%	15	3.6	4	4	0.49
Total/Percentage	0	0%	0	0%	35	45.45%	42	54.55%	3	3.75%	77				

# CEPD 8171 ADVOCACY PAPER

Term	Course Number	Course Title	Section	Course Work Due date	Course Work Name	Assessment Tool (s)	Number of students that received this coursework	Number of students who have submitted this coursework	Number of students who have not submitted this coursework	Number of students who have been assessed for this coursework
Summer Semester 2018	CEPD 8171	Current Issues in Coun/Supvsn	E01	2018-07-24	CEPD 8171 Advocacy Paper Summer 2018	CEPD 8171 Advocacy Paper	28	26	2	26

**THE TABLES BELOW CONTAIN AGGREGATE DATA FOR THE FORM : CEPD 8171 Advocacy Paper**

CEPD 8171 Advocacy Paper

Rubric	# Unacceptable	% Unacceptable	# Developing	% Developing	# Proficient	% Proficient	# Exemplary	% Exemplary	# No Response	% No Response	Total Response	Mean	Median	Mode	Standard Deviation
Outcome 4: Candidate will demonstrate an understanding of current issues in counseling and supervision.	0	0%	0	0%	10	38.46%	16	61.54%	0	0%	26	3.62	4	4	0.49
Total/Percentage	0	0%	0	0%	10	38.46%	16	61.54%	0	0%	26				

# CEPD 8184 QUANTITATIVE RESEARCH REPORT ASSIGNMENT

Term	Course Number	Course Title	Section	Course Work Due date	Course Work Name	Assessment Tool (s)	Number of students that received this coursework	Number of students who have submitted this coursework	Number of students who have not submitted this coursework	Number of students who have been assessed for this coursework
Fall Semester 2018	CEPD 8184	Research Quantitative Analy	E01	2018-12-07	CEPD 8184 Quantitative Research Report Fall 2018	CEPD 8184 Quantitative Research Report Rubric	22	22	0	22

## THE TABLES BELOW CONTAIN AGGREGATE DATA FOR THE FORM : CEPD 8184 Quantitative Research Report Rubric

### CEPD 8184 Quantitative Research Report Rubric

Rubric	# Unacceptable	% Unacceptable	# Developing	% Developing	# Proficient	% Proficient	# No Response	% No Response	Total Response	Mean	Median	Mode	Standard Deviation
Ed.S. LO 2: Compute and interpret descriptive statistics	0	0%	5	22.73%	17	77.27%	0	0%	22	2.77	3	3	0.42
Ed.S. LO 2 Recognize implications for counseling profession	0	0%	2	9.09%	20	90.91%	0	0%	22	2.91	3	3	0.29
Total/Percentage	0	0%	7	15.91%	37	84.09%	0	0%	44				



# CEPD 8185 PROFESSIONAL RESEARCH WRITING PUBLISHABLE MANUSCRIPT

Term	Course Number	Course Title	Section	Course Work Due date	Course Work Name	Assessment Tool (s)	Number of students that received this coursework	Number of students who have submitted this coursework	Number of students who have not submitted this coursework	Number of students who have been assessed for this coursework
Fall Semester 2018	CEPD 8185	Professional Research Writing	E01	2018-12-07	CEPD 8185 Publishable Manuscript Fall 2018	CEPD 8185 Professional Research Writing Publishable Manuscript Rubric	28	21	7	20

**THE TABLES BELOW CONTAIN AGGREGATE DATA FOR THE FORM : CEPD 8185 Professional Research Writing Publishable Manuscript Rubric: 1**

CEPD 8185 Professional Research Writing Publishable Manuscript Rubric

Rubric	# Unacceptable	% Unacceptable	# Developing	% Developing	# Proficient	% Proficient	# Exemplary	% Exemplary	# No Response	% No Response	Total Response	Mean	Median	Mode	Standard Deviation
APA Format/Professional Writing Tone	0	0%	0	0%	13	65%	7	35%	0	0%	20	3.35	3	3	0.48
Introduction	0	0%	0	0%	19	95%	1	5%	0	0%	20	3.05	3	3	0.22
Literature Review	0	0%	0	0%	7	35%	13	65%	0	0%	20	3.65	4	4	0.48
Methods/Conceptual Framework	0	0%	0	0%	4	20%	16	80%	0	0%	20	3.8	4	4	0.4
Recommendations and Implications Section	0	0%	0	0%	5	25%	15	75%	0	0%	20	3.75	4	4	0.43
Conclusion	0	0%	0	0%	6	31.58%	13	68.42%	1	5%	19	3.68	4	4	0.46
References/Citations	0	0%	0	0%	7	36.84%	12	63.16%	1	5%	19	3.63	4	4	0.48
Total/Percentage	0	0%	0	0%	61	44.2%	77	55.8%	2	1.43%	138				

# CEPD 8194 MIXED METHODS RESEARCH REPORT

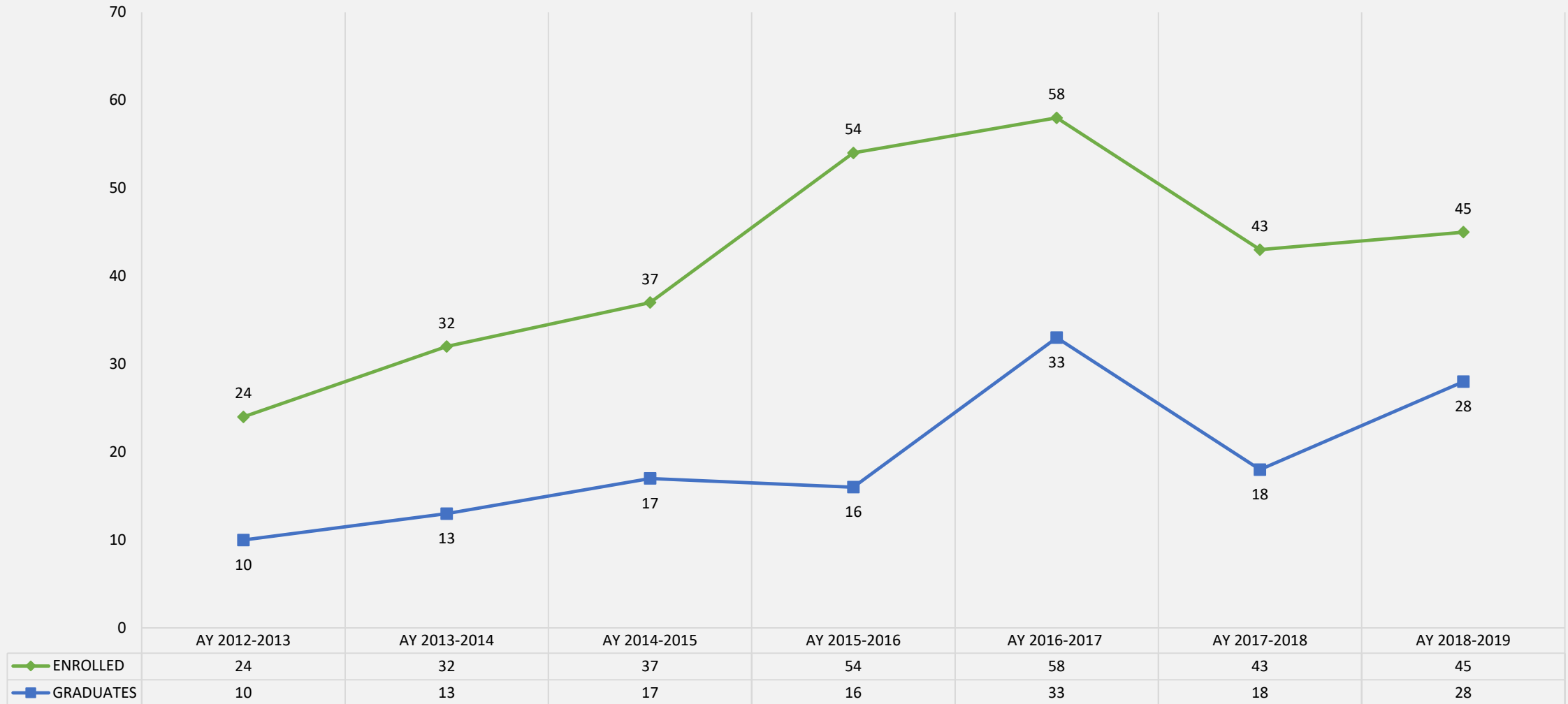
Term	Course Number	Course Title	Section	Course Work Due date	Course Work Name	Assessment Tool (s)	Number of students that received this coursework	Number of students who have submitted this coursework	Number of students who have not submitted this coursework	Number of students who have been assessed for this coursework
Spring Semester 2019	CEPD 8194	Resch: Mixed Methods Analysis	E01	2019-04-29	CEPD 8194 Data Research Report Spring 2019	CEPD 8194 Mixed Methods Research Report	26	26	0	26

## THE TABLES BELOW CONTAIN AGGREGATE DATA FOR THE FORM : CEPD 8194 Mixed Methods Research Report

CEPD 8194 Mixed Methods Data Research Report															
Rubric:	# Unacceptable	% Unacceptable	# Developing	% Developing	# Proficient	% Proficient	# Exemplary	% Exemplary	# No Response	% No Response	Total Response	Mean	Median	Mode	Standard Deviation
Ed.S. LO 2: Apply relevant research findings to inform the practice of counseling settings	0	0%	0	0%	3	11.54%	23	88.46%	0	0%	26	3.88	4	4	0.32
Ed.S. LO 2: Differentiate between quantitative, qualitative, and mixed methods research designs	0	0%	0	0%	1	3.85%	25	96.15%	0	0%	26	3.96	4	4	0.19
Ed.S. LO 2: Recognize important ethical considerations in conducting research with human subjects	0	0%	0	0%	0	0%	26	100%	0	0%	26	4	4	4	0
Ed.S. LO 2: Collect, compute, and interpret descriptive and inferential statistics	0	0%	0	0%	0	0%	26	100%	0	0%	26	4	4	4	0
Ed.S. LO 2: Collect, analyze, and interpret qualitative data	0	0%	0	0%	9	34.62%	17	65.38%	0	0%	26	3.65	4	4	0.48
Ed.S. LO 2: Prepare a research report to include findings and interpretations of quantitative and qualitative data	0	0%	0	0%	1	3.85%	25	96.15%	0	0%	26	3.96	4	4	0.19
<b>Total/Percentage</b>	<b>0</b>	<b>0%</b>	<b>0</b>	<b>0%</b>	<b>14</b>	<b>8.97%</b>	<b>142</b>	<b>91.03%</b>	<b>0</b>	<b>0%</b>	<b>156</b>				

# ENROLLMENT AND GRADUATION

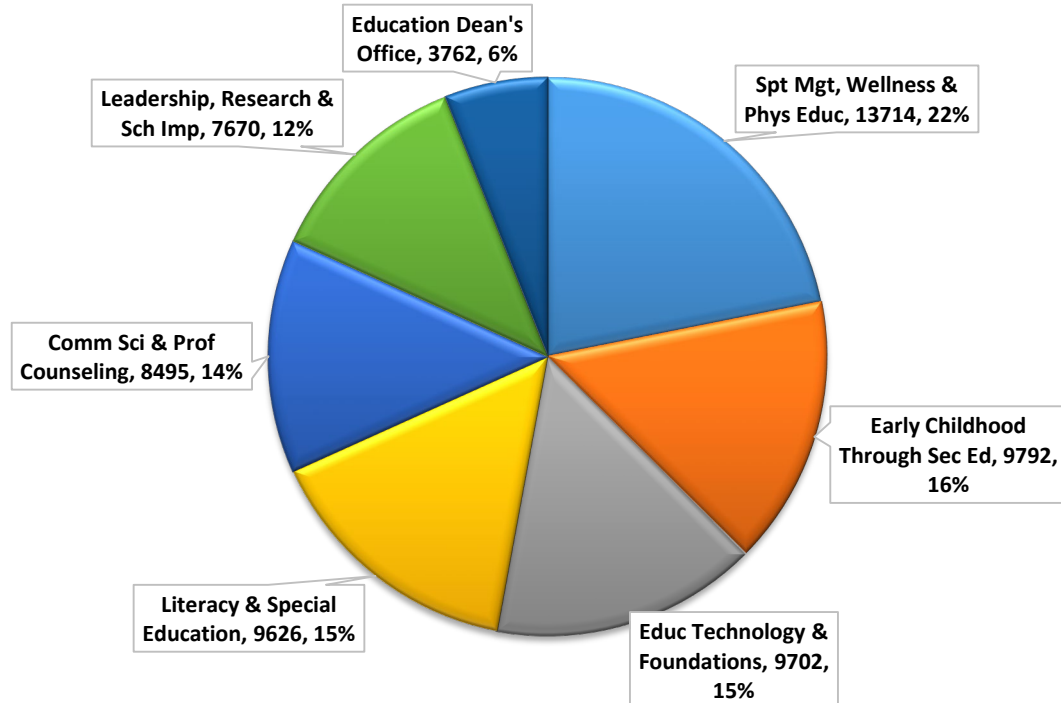
## ED.S. IN PROFESSIONAL COUNSELING AND SUPERVISION ENROLLMENT & GRADUATION DATA TRENDS



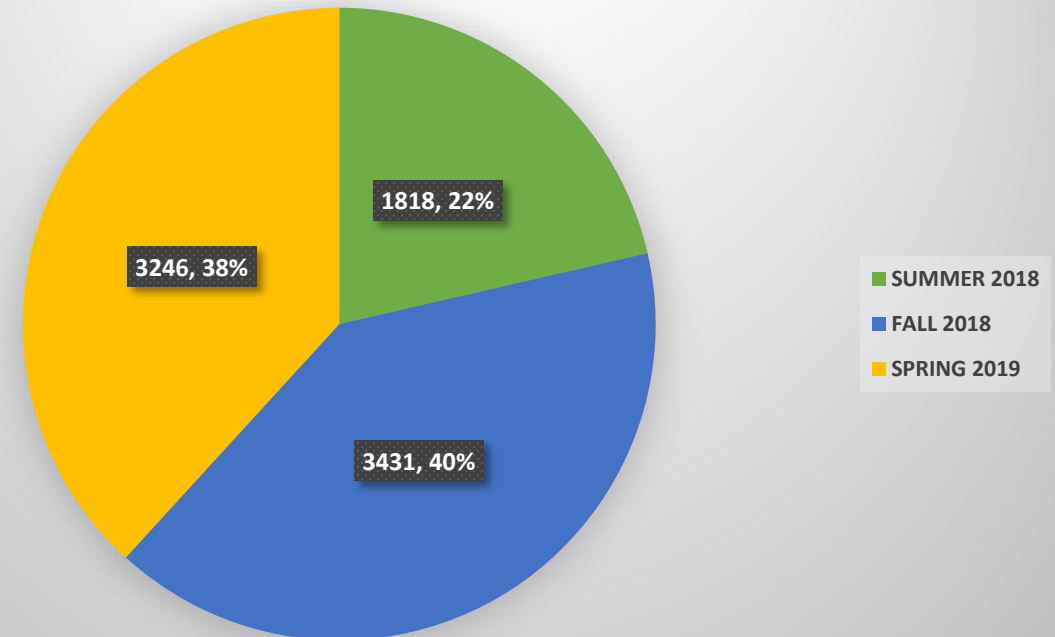
# CREDIT HOUR PRODUCTION

TERM	SUMMER 2018				FALL 2018				SPRING 2019				Total by ROWS		
DEPT	ENRL	MAX_ENRL	FILL_RATE	CRED_HRS	ENRL	MAX_ENRL	FILL_RATE	CRED_HRS	ENRL	MAX_ENRL	FILL_RATE	CRED_HRS	ENRL	MAX_ENRL	CRED_HRS
Spt Mgt, Wellness & Phys Educ	624	816	76%	1798	2252	2350	96%	5630	2345	2342	100%	6286	5221	5508	13714
Early Childhood Through Sec Ed	654	700	93%	1953	1498	2254	66%	3884	1448	1838	79%	3955	3600	4792	9792
Educ Technology & Foundations	946	1025	92%	2838	1172	1252	94%	3516	1116	1270	88%	3348	3234	3547	9702
Literacy & Special Education	747	1095	68%	2164	1318	1811	73%	3974	1169	1586	74%	3488	3234	4492	9626
<b>Comm Sci &amp; Prof Counseling</b>	579	827	70%	1818	1119	1451	77%	3431	1062	1357	78%	3246	2760	3635	8495
Leadership, Research & Sch Imp	880	1129	78%	2571	869	1139	76%	2524	883	1100	80%	2575	2632	3368	7670
Education Dean's Office	183	225	83%	549	556	570	97%	1668	515	530	97%	1545	1254	1325	3762
<b>Total by COLUMNS</b>	<b>4613</b>	<b>5817</b>		<b>13691</b>	<b>8784</b>	<b>10827</b>		<b>24627</b>	<b>8538</b>	<b>10023</b>		<b>24443</b>	<b>21935</b>	<b>26667</b>	<b>62761</b>

CREDIT HOUR PRODUCTION FOR COLLEGE OF EDUCATION FOR AY 18-19 BY DEPARTMENT



CREDIT HOUR PRODUCTION FOR COMMUNICATION SCIENCE & PROFESSIONAL COUNSELING BY TERM



# CREDIT HOUR PRODUCTION

TERM	SUMMER 2018			FALL 2018			SPRING 2019			TOTAL		
SUBJ	ENRL	MAX_ENRL	CRED_HRS	ENRL	MAX_ENRL	CRED_HRS	ENRL	MAX_ENRL	CRED_HRS	ENRL	MAX_ENRL	CRED_HRS
SLPA	233	282	786	593	668	1869	623	735	1869	1449	1685	4524
CEPD	346	545	1032	526	783	1562	439	622	1377	1311	1950	3971
<b>TOTAL</b>	<b>579</b>	<b>827</b>	<b>1818</b>	<b>1119</b>	<b>1451</b>	<b>3431</b>	<b>1062</b>	<b>1357</b>	<b>3246</b>	<b>2760</b>	<b>3635</b>	<b>8495</b>

TOTAL CREDIT HOUR PRODUCTION BY SUBJECT FOR AY 2018-2019

