



**PREPARING  
EXEMPLARY  
PRACTITIONERS**

FIELD-BASED  
INQUIRY  
PROFESSIONAL  
EXCELLENCE  
BETTERMENT  
OF SOCIETY

Adaptive • Proactive • Decisive • Leading • Reflective • Inquisitive  
Knowledgeable • Collaborative • Empathetic • Culturally Sensitive

# DATA PROGRAM REPORT

## Ed.S. ELEMENTARY EDUCATION

THE UNIVERSITY OF WEST GEORGIA

SUMMER 2019 | FALL 2019 | SPRING 2020

# ECED 8272 TEACHER AS LEADER SELF-ASSESSMENT GRADING RUBRIC

Term	Course Number	Course Title	Section	CourseWork Name	Assessment Tool (s)	Number of students that received this coursework	Number of students who have submitted this coursework	Number of students who have not submitted this coursework	Number of students who have been assessed for this coursework
Spring Semester 2020	ECED 8272	Teacher as Leader	E01	ECED 8272 Teacher as Leader Project Spring 2020	ECED 8272 Teacher as Leader Self-Assessment Grading Rubric	25	23	2	22
Spring Semester 2020	ECED 8272	Teacher as Leader	E02	ECED 8272 Teacher as Leader Project Spring 2020	ECED 8272 Teacher as Leader Self-Assessment Grading Rubric	33	30	3	25
Spring Semester 2020	ECED 8272	Teacher as Leader	E04	ECED 8272 Teacher as Leader Project Spring 2020	ECED 8272 Teacher as Leader Self-Assessment Grading Rubric	25	20	5	15

## THE TABLES BELOW CONTAIN AGGREGATE DATA FOR THE FORM : ECED 8272 Teacher as Leader Self-Assessment Grading Rubric: 1

Rubric:	# Unsatisfactory	% Unsatisfactory	# Emerging	% Emerging	# Proficient	% Proficient	# Exemplary	% Exemplary	# No Response	% No Response	Total Response	Mean	Median	Mode	Standard Deviation
KS&D Paper:Research	0	0%	4	6.45%	24	38.71%	34	54.84%	0	0%	62	3.48	4	4	0.62
KS&D Paper:Synthesis	2	3.23%	10	16.13%	35	56.45%	15	24.19%	0	0%	62	3.02	3	3	0.73
Reflective Analysis:Pedagogical Content Knowledge	0	0%	0	0%	0	0%	62	100%	0	0%	62	4	4	4	0
Reflective Analysis:Content Knowledge	0	0%	0	0%	0	0%	62	100%	0	0%	62	4	4	4	0
Reflective Analysis:Teacher Skills	0	0%	0	0%	0	0%	62	100%	0	0%	62	4	4	4	0
Reflective Analysis:Professional Dispositions	0	0%	0	0%	0	0%	62	100%	0	0%	62	4	4	4	0
Reflective Analysis:Effective Teacher Leaders	0	0%	0	0%	0	0%	62	100%	0	0%	62	4	4	4	0
Professional Communication	0	0%	9	14.52%	42	67.74%	11	17.74%	0	0%	62	3.03	3	3	0.57
Total/Percentage	2	0.4%	23	4.64%	101	20.36%	370	74.6%	0	0%	496				

# ECSE 8562 USING DATA TO MEET THE NEEDS OF DIVERSE LEARNERS RUBRIC

Term	Course Number	Course Title	Section	CourseWork Name	Assessment Tool (s)	Number of students that received this coursework	Number of students who have submitted this coursework	Number of students who have not submitted this coursework	Number of students who have been assessed for this coursework
Summer Semester 2019	ECSE 8562	Data to Meet Needs of Divers	E01	ECSE 8562 EDS Using Data Assignment Summer 2019	ECSE 8562 Using Data to Meet the Needs of Diverse Learners Rubric	25	25	0	25
Summer Semester 2019	ECSE 8562	Data to Meet Needs of Divers	E02	ECSE 8562 EDS Using Data Assignment Summer 2019	ECSE 8562 Using Data to Meet the Needs of Diverse Learners Rubric	27	27	0	27
Summer Semester 2019	ECSE 8562	Data to Meet Needs of Divers	E03	ECSE 8562 EDS Using Data Assignment Summer 2019	ECSE 8562 Using Data to Meet the Needs of Diverse Learners Rubric	22	22	0	22
Summer Semester 2019	ECSE 8562	Data to Meet Needs of Divers	E04	ECSE 8562 EDS Using Data Assignment Summer 2019	ECSE 8562 Using Data to Meet the Needs of Diverse Learners Rubric	15	15	0	15

## THE TABLES BELOW CONTAIN AGGREGATE DATA FOR THE FORM : ECSE 8562 Using Data to Meet the Needs of Diverse Learners Rubric

Rubric	# Unsatisfactory	% Unsatisfactory	# Emerging	% Emerging	# Proficient	% Proficient	# Exemplary	% Exemplary	# No Response	% No Response	Total Response	Mean	Median	Mode	Standard Deviation
Overview of Data	0	0%	0	0%	3	3.37%	86	96.63%	0	0%	89	3.97	4	4	0.18
Detailed Plan	0	0%	14	15.73%	20	22.47%	55	61.8%	0	0%	89	3.46	4	4	0.75
Justification	1	1.12%	0	0%	10	11.24%	78	87.64%	0	0%	89	3.85	4	4	0.44
Impact on Teacher Knowledge	3	3.37%	4	4.49%	27	30.34%	55	61.8%	0	0%	89	3.51	4	4	0.74
Impact of Student Learning	3	3.37%	4	4.49%	34	38.2%	48	53.93%	0	0%	89	3.43	4	4	0.73
Reflective Analysis	3	3.37%	1	1.12%	21	23.6%	64	71.91%	0	0%	89	3.64	4	4	0.67
Professional Communication	0	0%	0	0%	4	4.55%	84	95.45%	1	1.12%	88	3.95	4	4	0.21
Total/Percentage	10	1.61%	23	3.7%	119	19.13%	470	75.56%	1	0.16%	622				

# ECED Ed.S. ORAL EXAMINATION

68 PORTFOLIO RECIPIENTS

SUMMER 2019

ASSESSOR #1

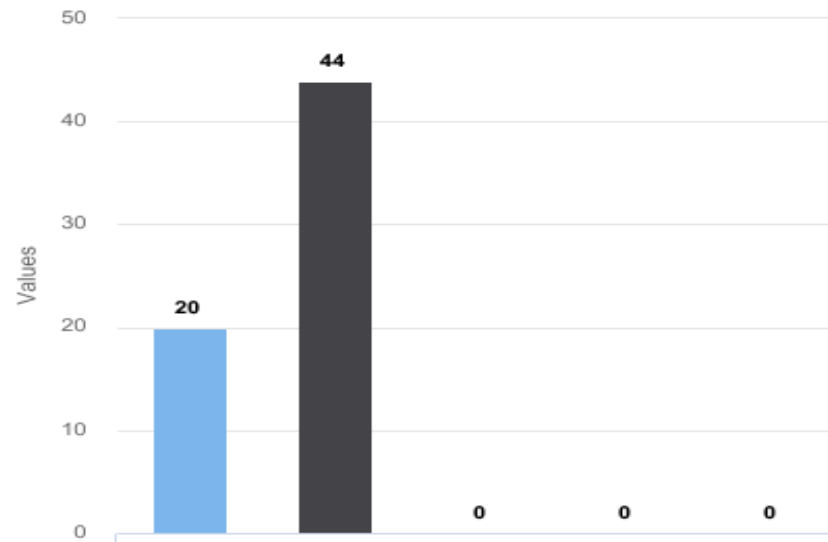
## 1. Four characteristics educational leaders and the role of teacher leaders described.

## 2. Two experiences and how each prepared one to be a change agent is described.

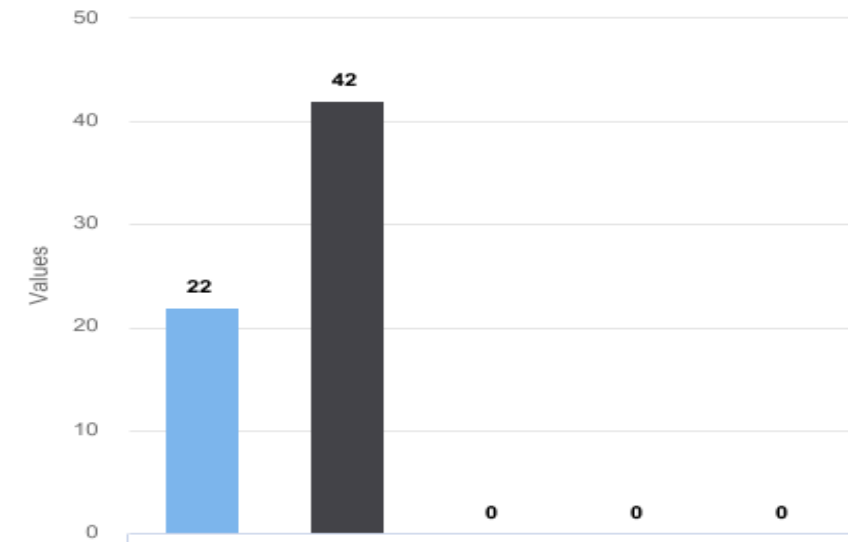
Response	Number of Responses	Percent
Exemplary(4)(4)	20	31.25%
Proficient(3)(3)	44	68.75%
Emerging(2)(2)	0	0%
Unacceptable(1)(1)	0	0%
N/A	0	0%
No Response	0	
Total Valid Responses:	64	
Mean:	3.31	
Median:	3.00	
Mode:	3.00	
Standard Deviation:	0.46	

Response	Number of Responses	Percent
Exemplary(4)(4)	22	34.38%
Proficient(3)(3)	42	65.62%
Emerging(2)(2)	0	0%
Unacceptable(1)(1)	0	0%
N/A	0	0%
No Response	0	
Total Valid Responses:	64	
Mean:	3.34	
Median:	3.00	
Mode:	3.00	
Standard Deviation:	0.47	

### 1. Four characteristics educational leaders and the rol...



### 2. Two experiences and how each prepared one to be a ch...



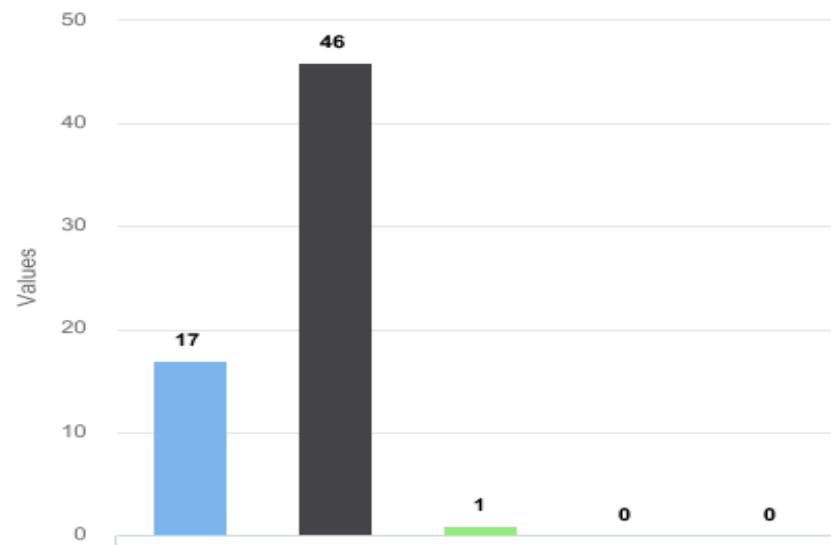
### 3. Aspects of multiculturalism defined and actions as change agent described.

### 4. Concept of “the hidden curriculum” in pedagogy is defined and discussed.

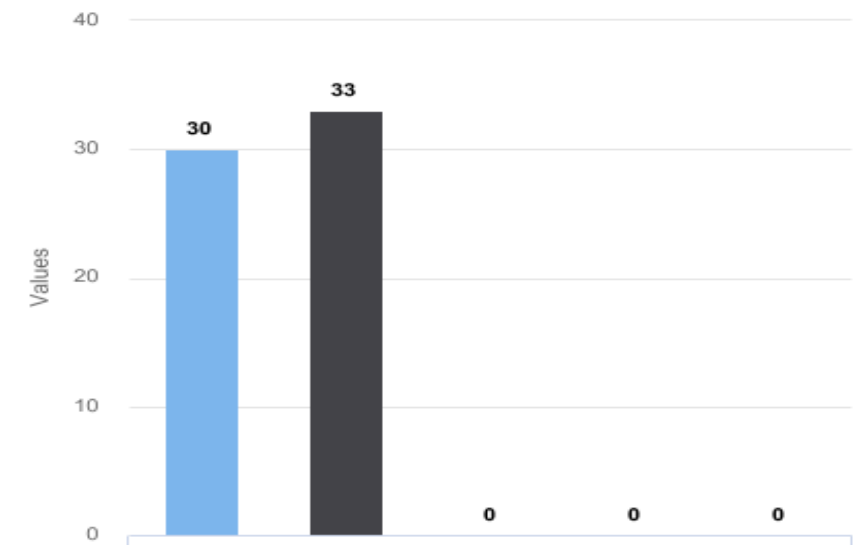
Response	Number of Responses	Percent
Exemplary(4)(4)	17	26.56%
Proficient(3)(3)	46	71.88%
Emerging(2)(2)	1	1.56%
Unacceptable(1)(1)	0	0%
N/A	0	0%
No Response	0	
Total Valid Responses:	64	
Mean:	3.25	
Median:	3.00	
Mode:	3.00	
Standard Deviation:	0.47	

Response	Number of Responses	Percent
Exemplary(4)(4)	30	47.62%
Proficient(3)(3)	33	52.38%
Emerging(2)(2)	0	0%
Unacceptable(1)(1)	0	0%
N/A	0	0%
No Response	1	
Total Valid Responses:	63	
Mean:	3.48	
Median:	3.00	
Mode:	3.00	
Standard Deviation:	0.50	

3. Aspects of multiculturalism defined and actions as c...



4. Concept of “the hidden curriculum” in pedagogy is de...



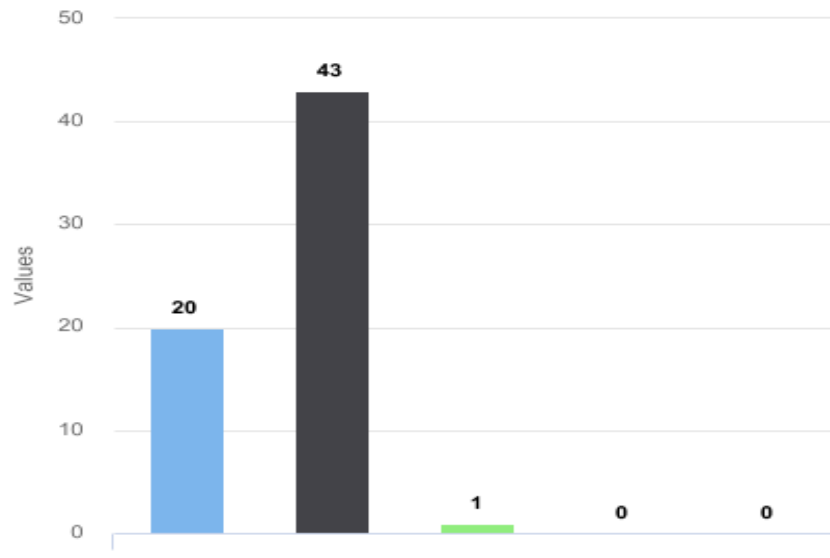
## 5. Approaches or methods of teaching described and justified.

## 6. Accessing resources and process used to address student bullying is described.

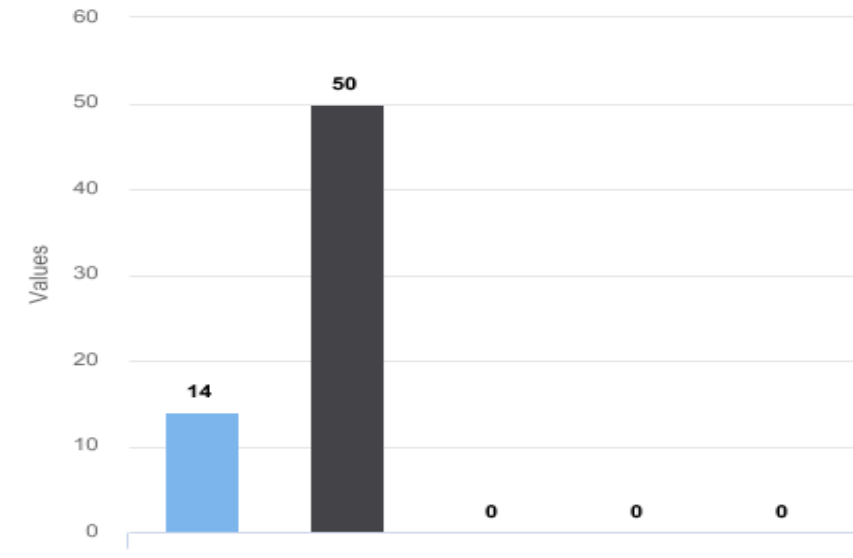
Response	Number of Responses	Percent
Exemplary(4)(4)	20	31.25%
Proficient(3)(3)	43	67.19%
Emerging(2)(2)	1	1.56%
Unacceptable(1)(1)	0	0%
N/A	0	0%
No Response	0	
Total Valid Responses:	64	
Mean:	3.30	
Median:	3.00	
Mode:	3.00	
Standard Deviation:	0.49	

Response	Number of Responses	Percent
Exemplary(4)(4)	14	21.88%
Proficient(3)(3)	50	78.12%
Emerging(2)(2)	0	0%
Unacceptable(1)(1)	0	0%
N/A	0	0%
No Response	0	
Total Valid Responses:	64	
Mean:	3.22	
Median:	3.00	
Mode:	3.00	
Standard Deviation:	0.41	

### 5. Approaches or methods of teaching described and just...



### 6. Accessing resources and process used to address stud...



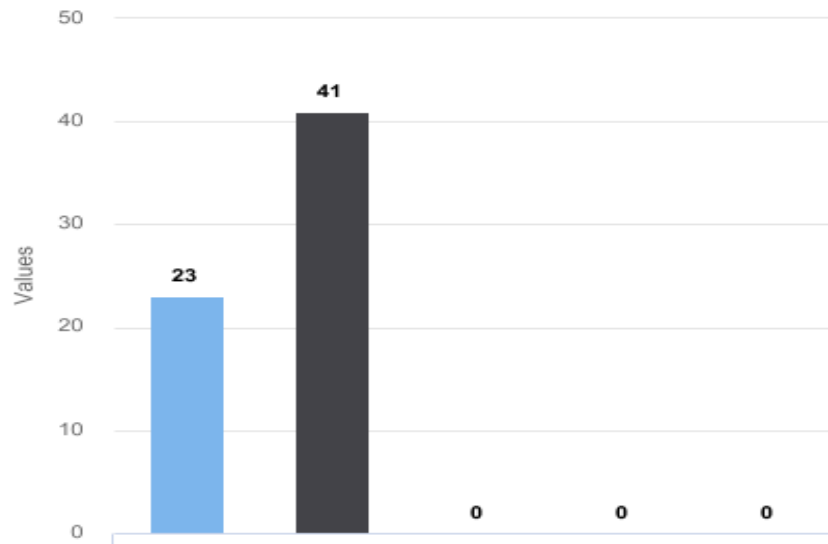
## 7. Responsibilities and knowledge essential to teacher researchers is discussed.

## 8. How to develop a research plan to address the selected student need is discussed.

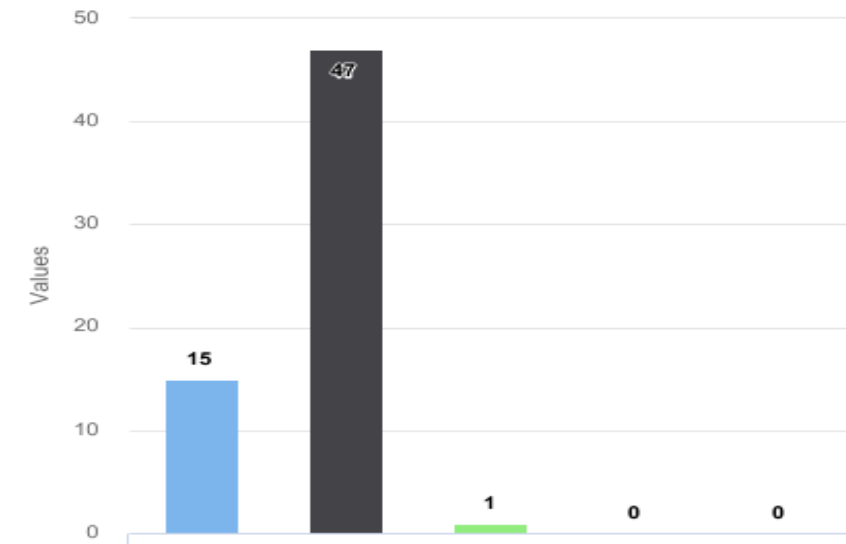
Response	Number of Responses	Percent
Exemplary(4)(4)	23	35.94%
Proficient(3)(3)	41	64.06%
Emerging(2)(2)	0	0%
Unacceptable(1)(1)	0	0%
N/A	0	0%
No Response	0	
Total Valid Responses:	64	
Mean:	3.36	
Median:	3.00	
Mode:	3.00	
Standard Deviation:	0.48	

Response	Number of Responses	Percent
Exemplary(4)(4)	15	23.81%
Proficient(3)(3)	47	74.6%
Emerging(2)(2)	1	1.59%
Unacceptable(1)(1)	0	0%
N/A	0	0%
No Response	1	
Total Valid Responses:	63	
Mean:	3.22	
Median:	3.00	
Mode:	3.00	
Standard Deviation:	0.45	

7. Responsibilities and knowledge essential to teacher ...



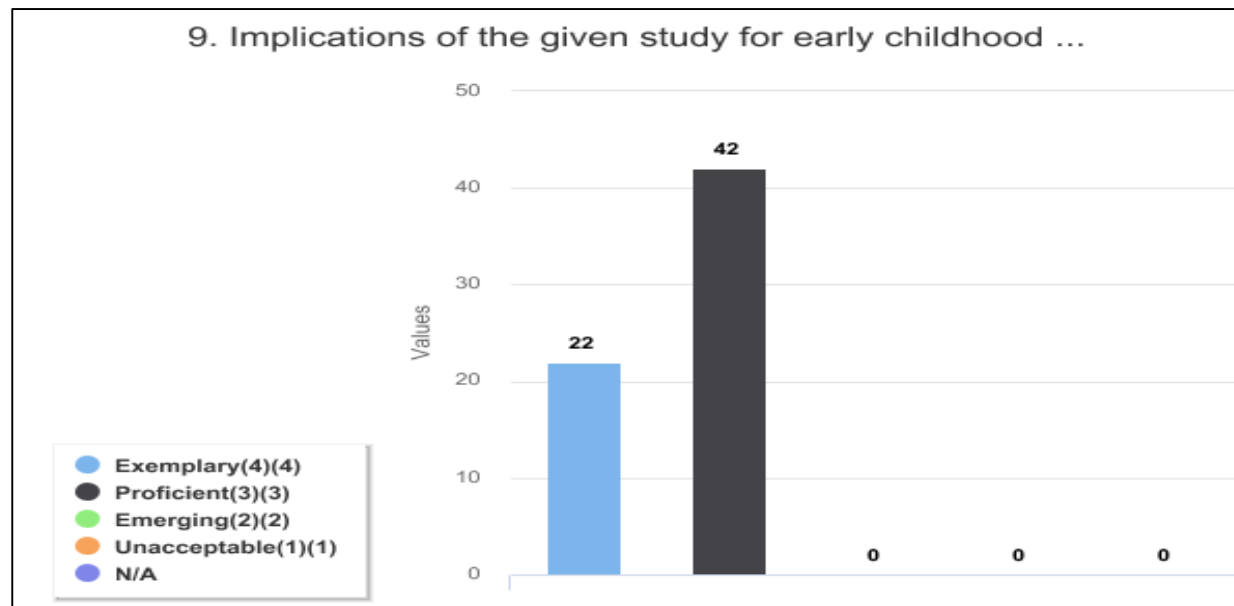
8. How to develop a research plan to address the select...





## 9. Implications of the given study for early childhood educators is described.

Response	Number of Responses	Percent
Exemplary(4)(4)	22	34.38%
Proficient(3)(3)	42	65.62%
Emerging(2)(2)	0	0%
Unacceptable(1)(1)	0	0%
N/A	0	0%
No Response	0	
Total Valid Responses:	64	
Mean:	3.34	
Median:	3.00	
Mode:	3.00	
Standard Deviation:	0.47	



# ECED Ed.S. ORAL EXAMINATION

24 PORTFOLIO RECIPIENTS

FALL 2019

ASSESSOR #1

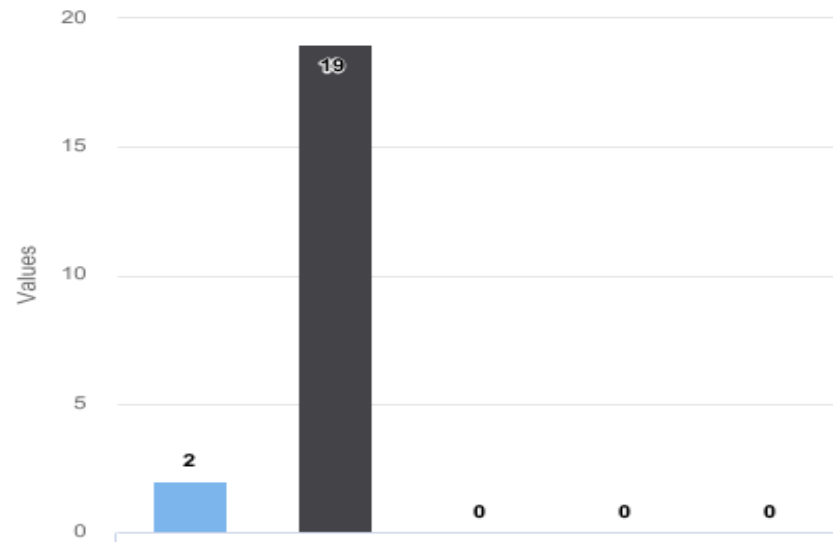
## 1. Four characteristics educational leaders and the role of teacher leaders described.

## 2. Two experiences and how each prepared one to be a change agent is described.

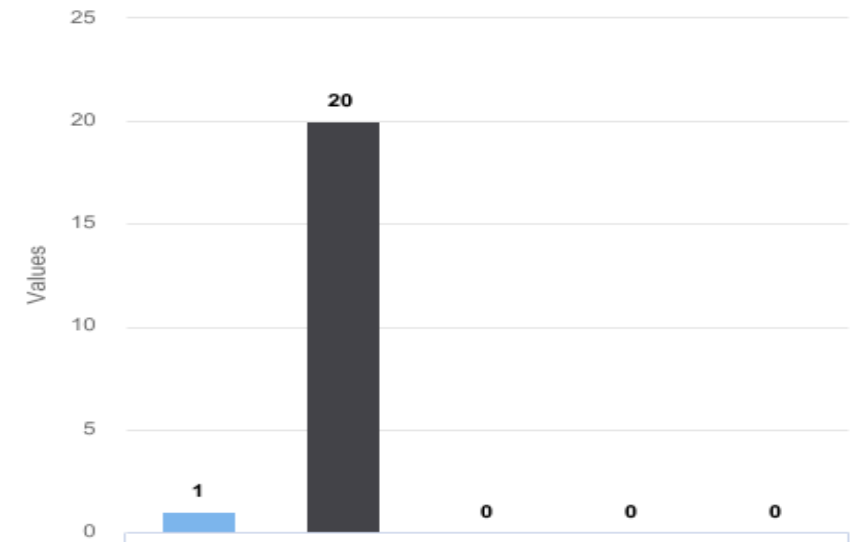
Response	Number of Responses	Percent
Exemplary(4)(4)	2	9.52%
Proficient(3)(3)	19	90.48%
Emerging(2)(2)	0	0%
Unacceptable(1)(1)	0	0%
N/A	0	0%
No Response	0	
Total Valid Responses:	21	
Mean:	3.10	
Median:	3.00	
Mode:	3.00	
Standard Deviation:	0.29	

Response	Number of Responses	Percent
Exemplary(4)(4)	1	4.76%
Proficient(3)(3)	20	95.24%
Emerging(2)(2)	0	0%
Unacceptable(1)(1)	0	0%
N/A	0	0%
No Response	0	
Total Valid Responses:	21	
Mean:	3.05	
Median:	3.00	
Mode:	3.00	
Standard Deviation:	0.21	

### 1. Four characteristics educational leaders and the rol...



### 2. Two experiences and how each prepared one to be a ch...



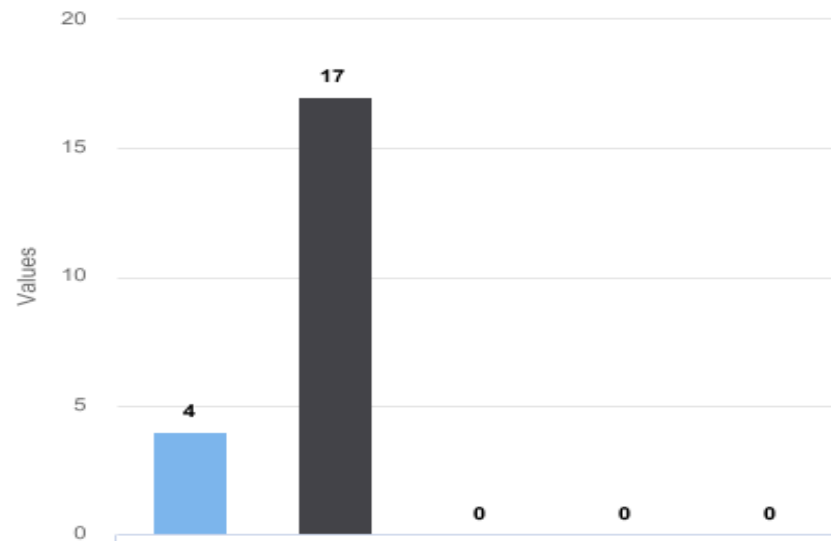
### 3. Aspects of multiculturalism defined and actions as change agent described.

### 4. Concept of “the hidden curriculum” in pedagogy is defined and discussed.

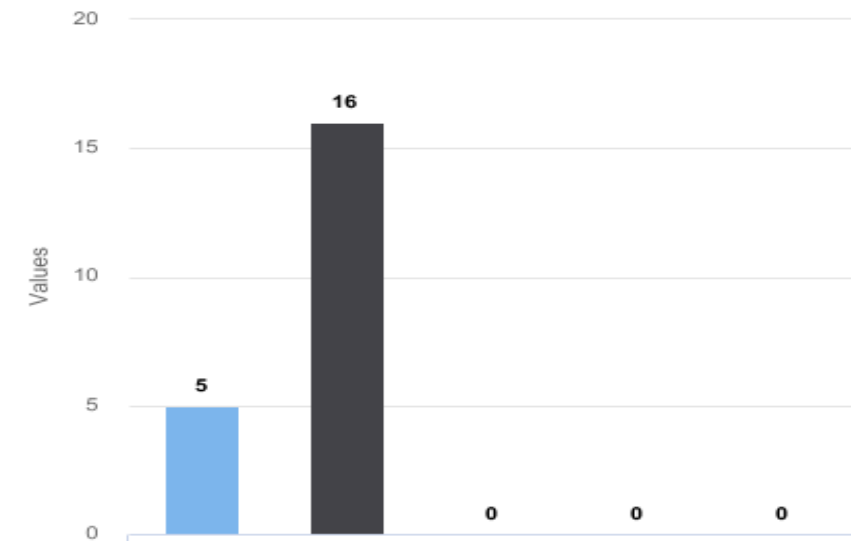
Response	Number of Responses	Percent
Exemplary(4)(4)	4	19.05%
Proficient(3)(3)	17	80.95%
Emerging(2)(2)	0	0%
Unacceptable(1)(1)	0	0%
N/A	0	0%
No Response	0	
Total Valid Responses:	21	
Mean:	3.19	
Median:	3.00	
Mode:	3.00	
Standard Deviation:	0.39	

Response	Number of Responses	Percent
Exemplary(4)(4)	5	23.81%
Proficient(3)(3)	16	76.19%
Emerging(2)(2)	0	0%
Unacceptable(1)(1)	0	0%
N/A	0	0%
No Response	0	
Total Valid Responses:	21	
Mean:	3.24	
Median:	3.00	
Mode:	3.00	
Standard Deviation:	0.43	

3. Aspects of multiculturalism defined and actions as c...



4. Concept of “the hidden curriculum” in pedagogy is de...



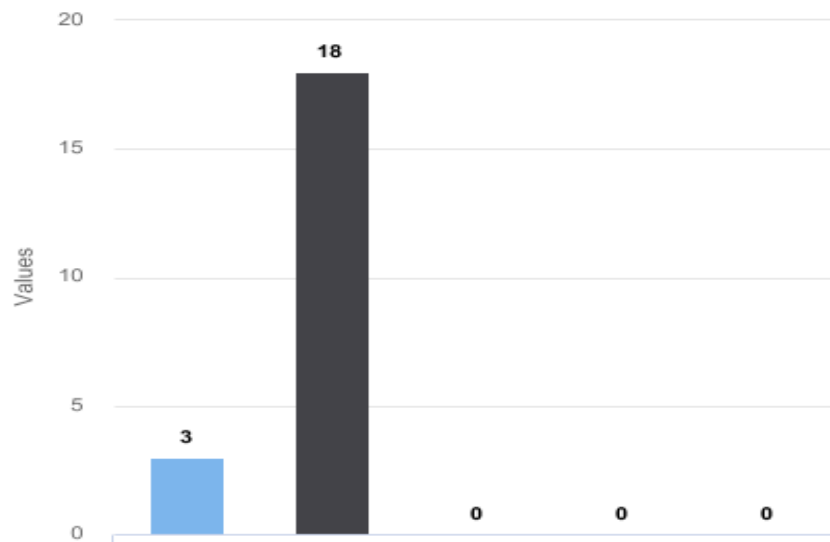
## 5. Approaches or methods of teaching described and justified.

## 6. Accessing resources and process used to address student bullying is described.

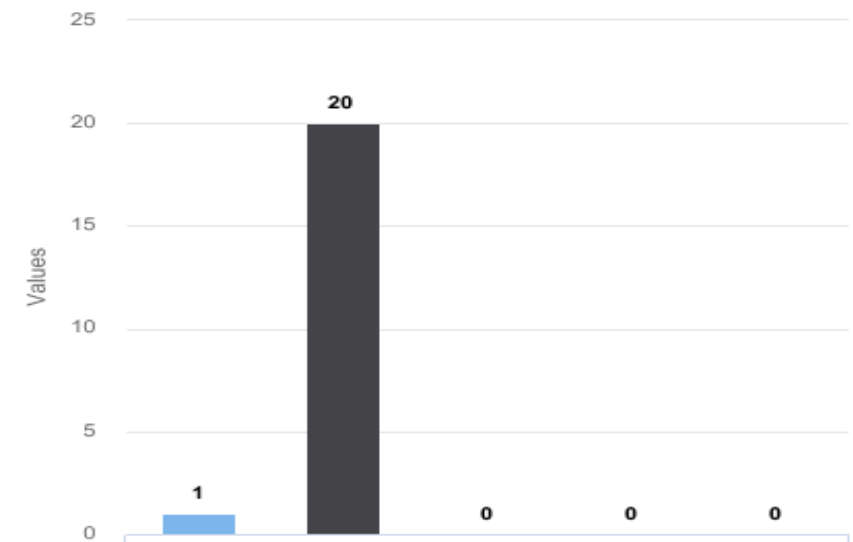
Response	Number of Responses	Percent
Exemplary(4)(4)	3	14.29%
Proficient(3)(3)	18	85.71%
Emerging(2)(2)	0	0%
Unacceptable(1)(1)	0	0%
N/A	0	0%
No Response	0	
Total Valid Responses:	21	
Mean:	3.14	
Median:	3.00	
Mode:	3.00	
Standard Deviation:	0.35	

Response	Number of Responses	Percent
Exemplary(4)(4)	1	4.76%
Proficient(3)(3)	20	95.24%
Emerging(2)(2)	0	0%
Unacceptable(1)(1)	0	0%
N/A	0	0%
No Response	0	
Total Valid Responses:	21	
Mean:	3.05	
Median:	3.00	
Mode:	3.00	
Standard Deviation:	0.21	

5. Approaches or methods of teaching described and just...



6. Accessing resources and process used to address stud...



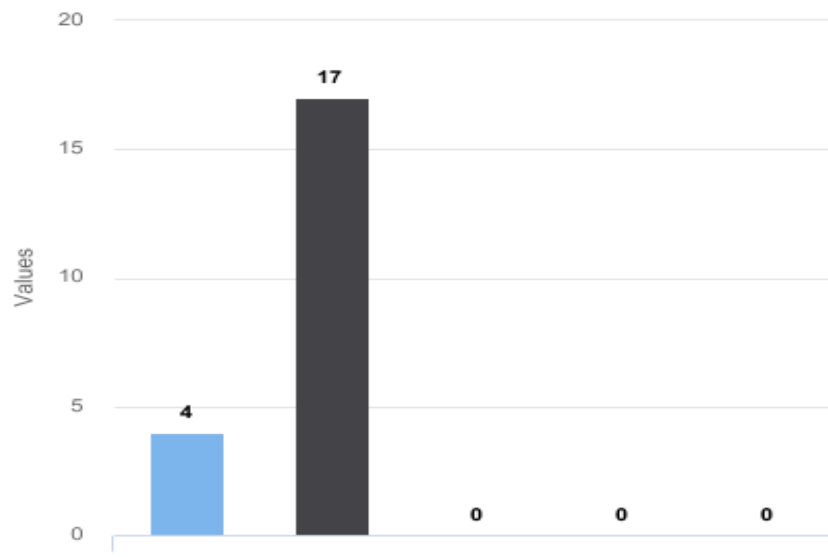
## 7. Responsibilities and knowledge essential to teacher researchers is discussed.

## 8. How to develop a research plan to address the selected student need is discussed.

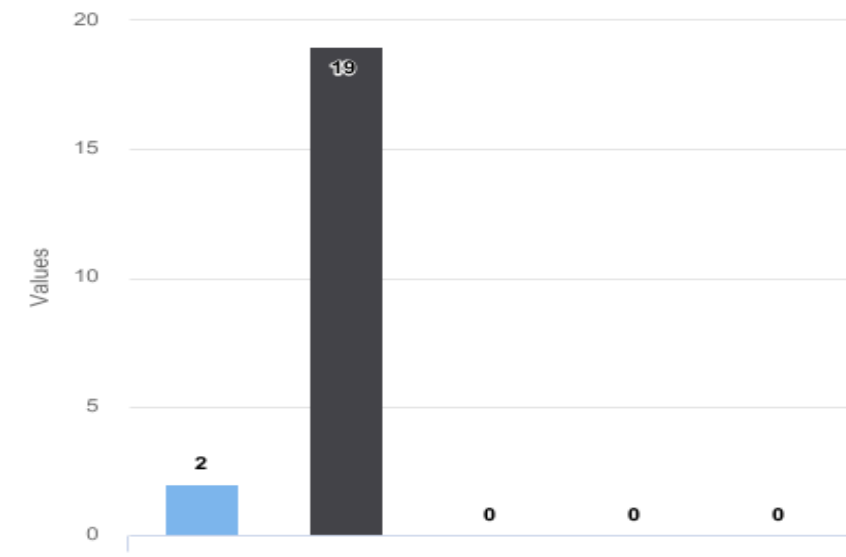
Response	Number of Responses	Percent
Exemplary(4)(4)	4	19.05%
Proficient(3)(3)	17	80.95%
Emerging(2)(2)	0	0%
Unacceptable(1)(1)	0	0%
N/A	0	0%
No Response	0	
Total Valid Responses:	21	
Mean:	3.19	
Median:	3.00	
Mode:	3.00	
Standard Deviation:	0.39	

Response	Number of Responses	Percent
Exemplary(4)(4)	2	9.52%
Proficient(3)(3)	19	90.48%
Emerging(2)(2)	0	0%
Unacceptable(1)(1)	0	0%
N/A	0	0%
No Response	0	
Total Valid Responses:	21	
Mean:	3.10	
Median:	3.00	
Mode:	3.00	
Standard Deviation:	0.29	

7. Responsibilities and knowledge essential to teacher ...

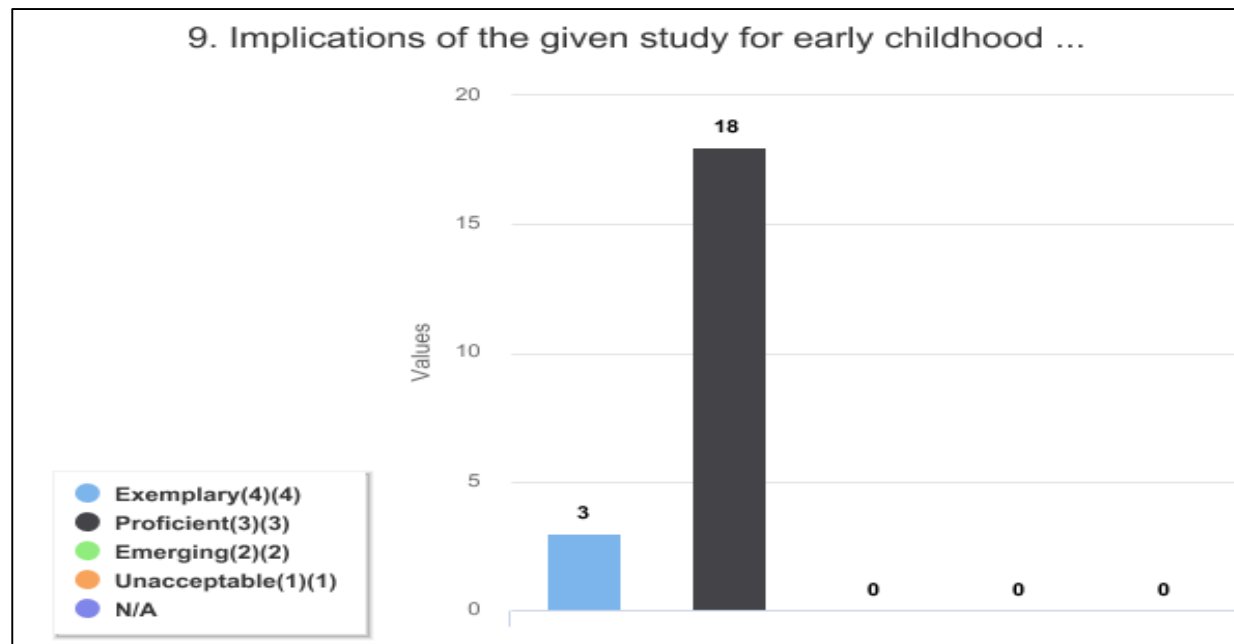


8. How to develop a research plan to address the select...



## 9. Implications of the given study for early childhood educators is described.

Response	Number of Responses	Percent
Exemplary(4)(4)	3	14.29%
Proficient(3)(3)	18	85.71%
Emerging(2)(2)	0	0%
Unacceptable(1)(1)	0	0%
N/A	0	0%
No Response	0	
Total Valid Responses:	21	
Mean:	3.14	
Median:	3.00	
Mode:	3.00	
Standard Deviation:	0.35	



# ECED Ed.S. ORAL EXAMINATION

27 PORTFOLIO RECIPIENTS

SPRING 2020

ASSESSOR #1



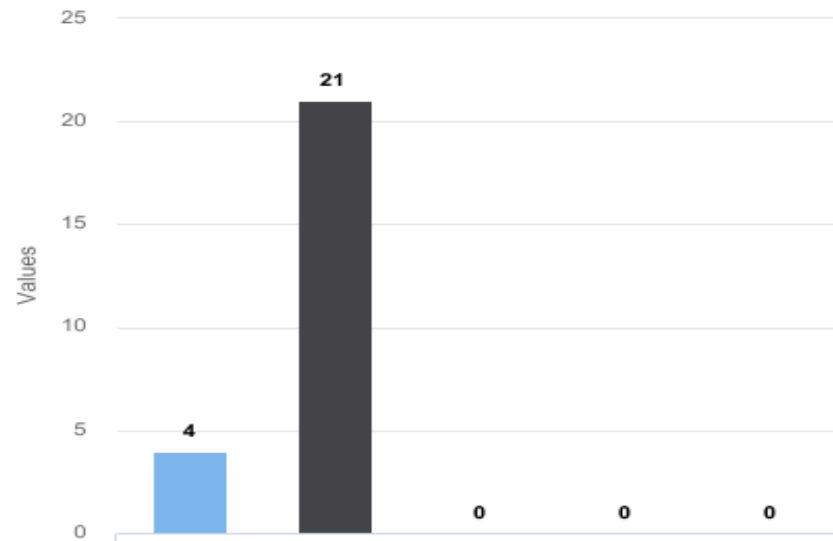
## 1. Four characteristics educational leaders and the role of teacher leaders described.

## 2. Two experiences and how each prepared one to be a change agent is described.

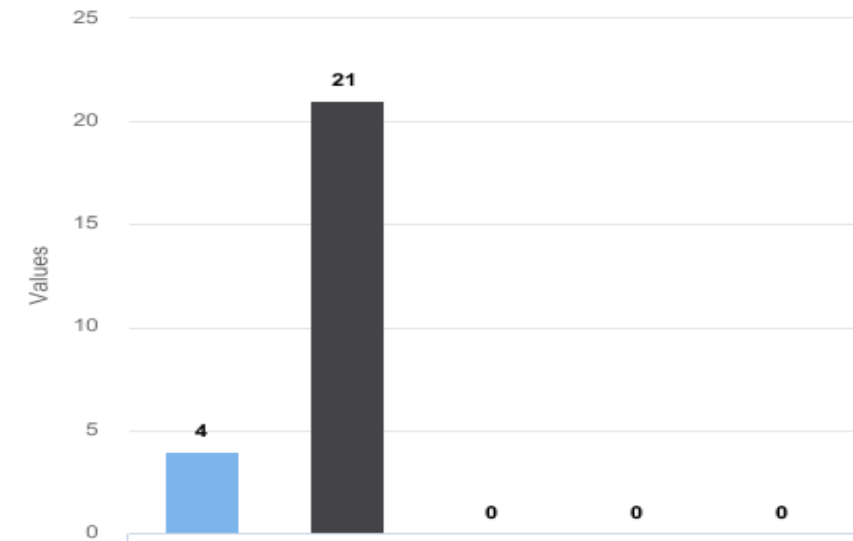
Response	Number of Responses	Percent
Exemplary(4)(4)	4	16%
Proficient(3)(3)	21	84%
Emerging(2)(2)	0	0%
Unacceptable(1)(1)	0	0%
N/A	0	0%
No Response	0	
Total Valid Responses:	25	
Mean:	3.16	
Median:	3.00	
Mode:	3.00	
Standard Deviation:	0.37	

Response	Number of Responses	Percent
Exemplary(4)(4)	4	16%
Proficient(3)(3)	21	84%
Emerging(2)(2)	0	0%
Unacceptable(1)(1)	0	0%
N/A	0	0%
No Response	0	
Total Valid Responses:	25	
Mean:	3.16	
Median:	3.00	
Mode:	3.00	
Standard Deviation:	0.37	

### 1. Four characteristics educational leaders and the rol...



### 2. Two experiences and how each prepared one to be a ch...



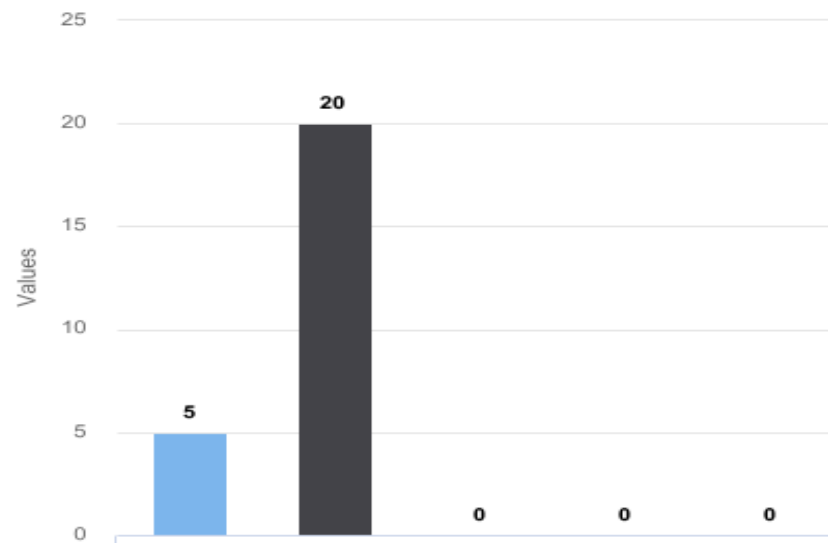
### 3. Aspects of multiculturalism defined and actions as change agent described.

### 4. Concept of “the hidden curriculum” in pedagogy is defined and discussed.

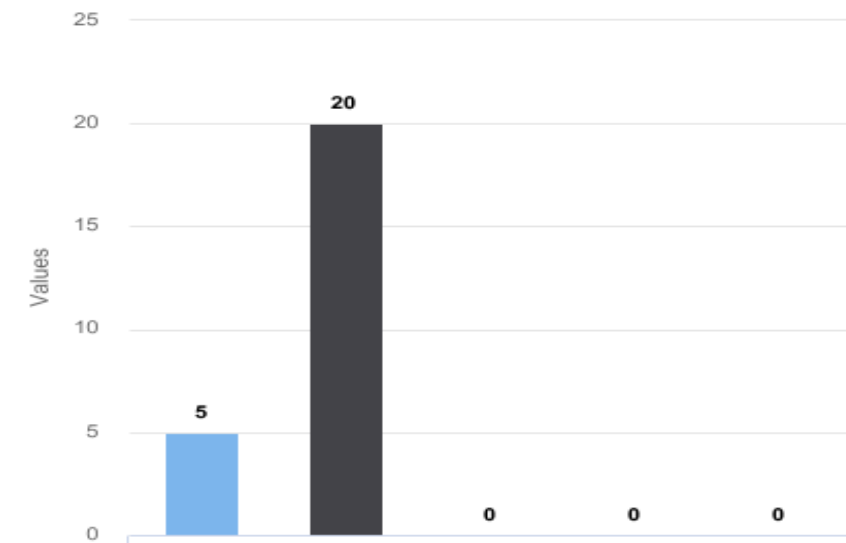
Response	Number of Responses	Percent
Exemplary(4)(4)	5	20%
Proficient(3)(3)	20	80%
Emerging(2)(2)	0	0%
Unacceptable(1)(1)	0	0%
N/A	0	0%
No Response	0	
Total Valid Responses:	25	
Mean:	3.20	
Median:	3.00	
Mode:	3.00	
Standard Deviation:	0.40	

Response	Number of Responses	Percent
Exemplary(4)(4)	5	20%
Proficient(3)(3)	20	80%
Emerging(2)(2)	0	0%
Unacceptable(1)(1)	0	0%
N/A	0	0%
No Response	0	
Total Valid Responses:	25	
Mean:	3.20	
Median:	3.00	
Mode:	3.00	
Standard Deviation:	0.40	

3. Aspects of multiculturalism defined and actions as c...



4. Concept of “the hidden curriculum” in pedagogy is de...



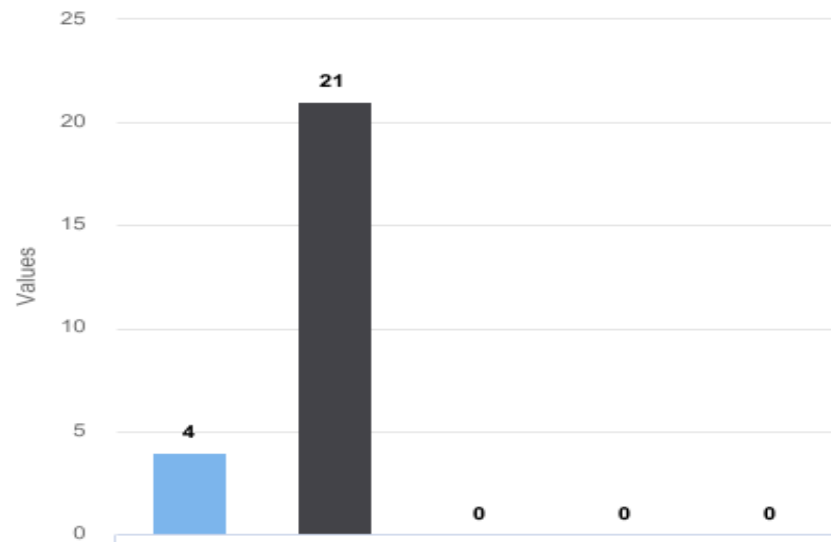
## 5. Approaches or methods of teaching described and justified.

## 6. Accessing resources and process used to address student bullying is described.

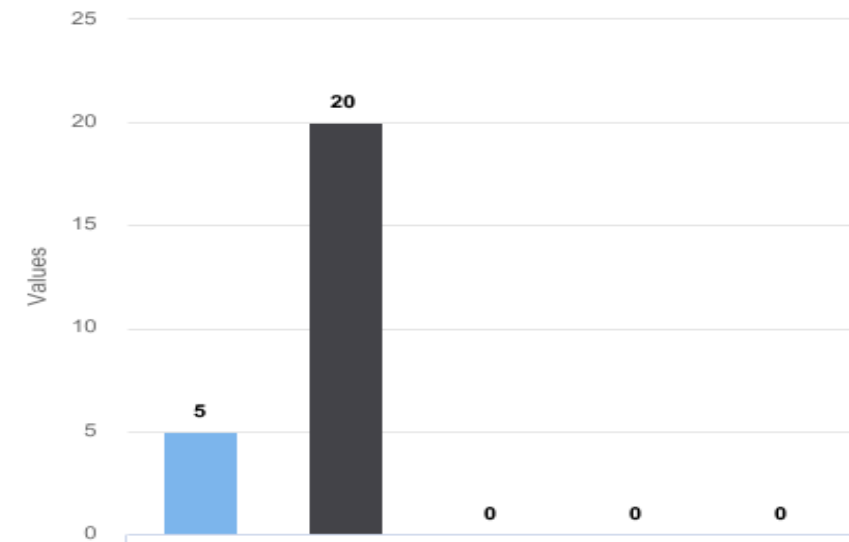
Response	Number of Responses	Percent
Exemplary(4)(4)	4	16%
Proficient(3)(3)	21	84%
Emerging(2)(2)	0	0%
Unacceptable(1)(1)	0	0%
N/A	0	0%
No Response	0	
Total Valid Responses:	25	
Mean:	3.16	
Median:	3.00	
Mode:	3.00	
Standard Deviation:	0.37	

Response	Number of Responses	Percent
Exemplary(4)(4)	5	20%
Proficient(3)(3)	20	80%
Emerging(2)(2)	0	0%
Unacceptable(1)(1)	0	0%
N/A	0	0%
No Response	0	
Total Valid Responses:	25	
Mean:	3.20	
Median:	3.00	
Mode:	3.00	
Standard Deviation:	0.40	

### 5. Approaches or methods of teaching described and just...



### 6. Accessing resources and process used to address stud...



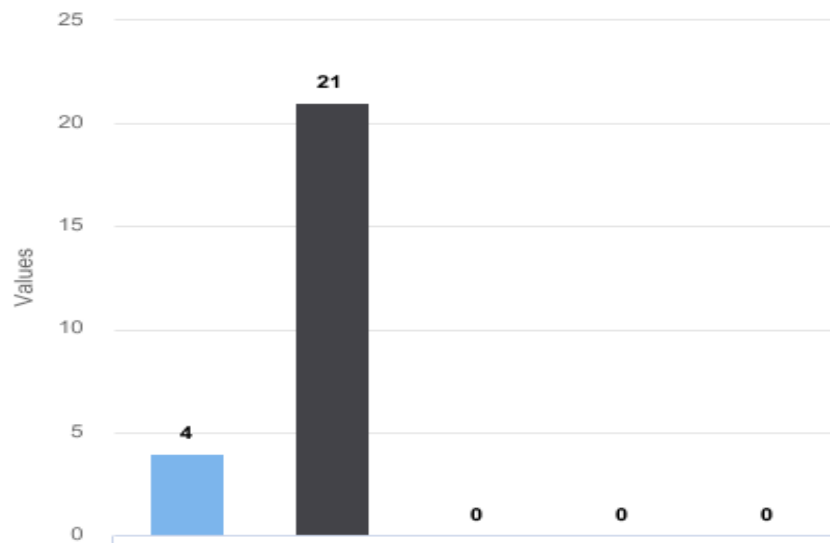
## 7. Responsibilities and knowledge essential to teacher researchers is discussed.

## 8. How to develop a research plan to address the selected student need is discussed.

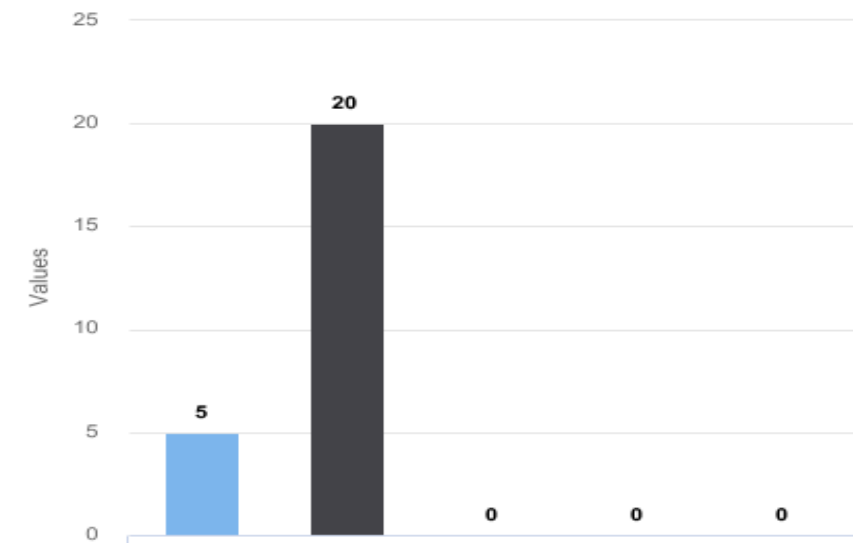
Response	Number of Responses	Percent
Exemplary(4)(4)	4	16%
Proficient(3)(3)	21	84%
Emerging(2)(2)	0	0%
Unacceptable(1)(1)	0	0%
N/A	0	0%
No Response	0	
Total Valid Responses:	25	
Mean:	3.16	
Median:	3.00	
Mode:	3.00	
Standard Deviation:	0.37	

Response	Number of Responses	Percent
Exemplary(4)(4)	5	20%
Proficient(3)(3)	20	80%
Emerging(2)(2)	0	0%
Unacceptable(1)(1)	0	0%
N/A	0	0%
No Response	0	
Total Valid Responses:	25	
Mean:	3.20	
Median:	3.00	
Mode:	3.00	
Standard Deviation:	0.40	

7. Responsibilities and knowledge essential to teacher ...

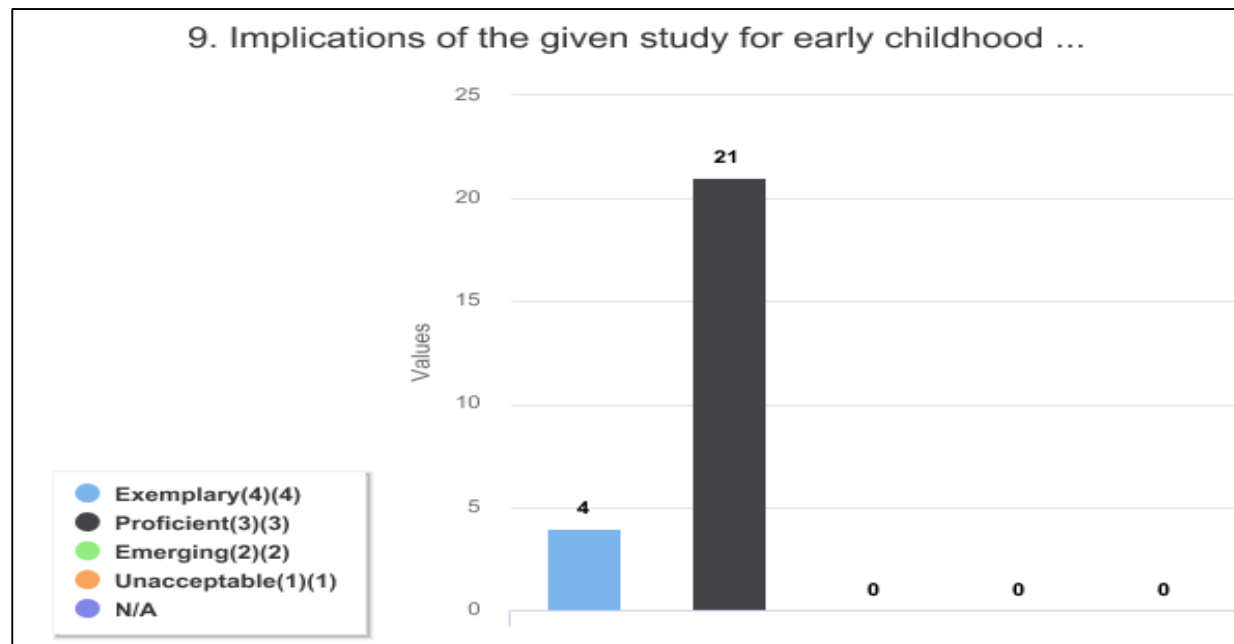


8. How to develop a research plan to address the select...



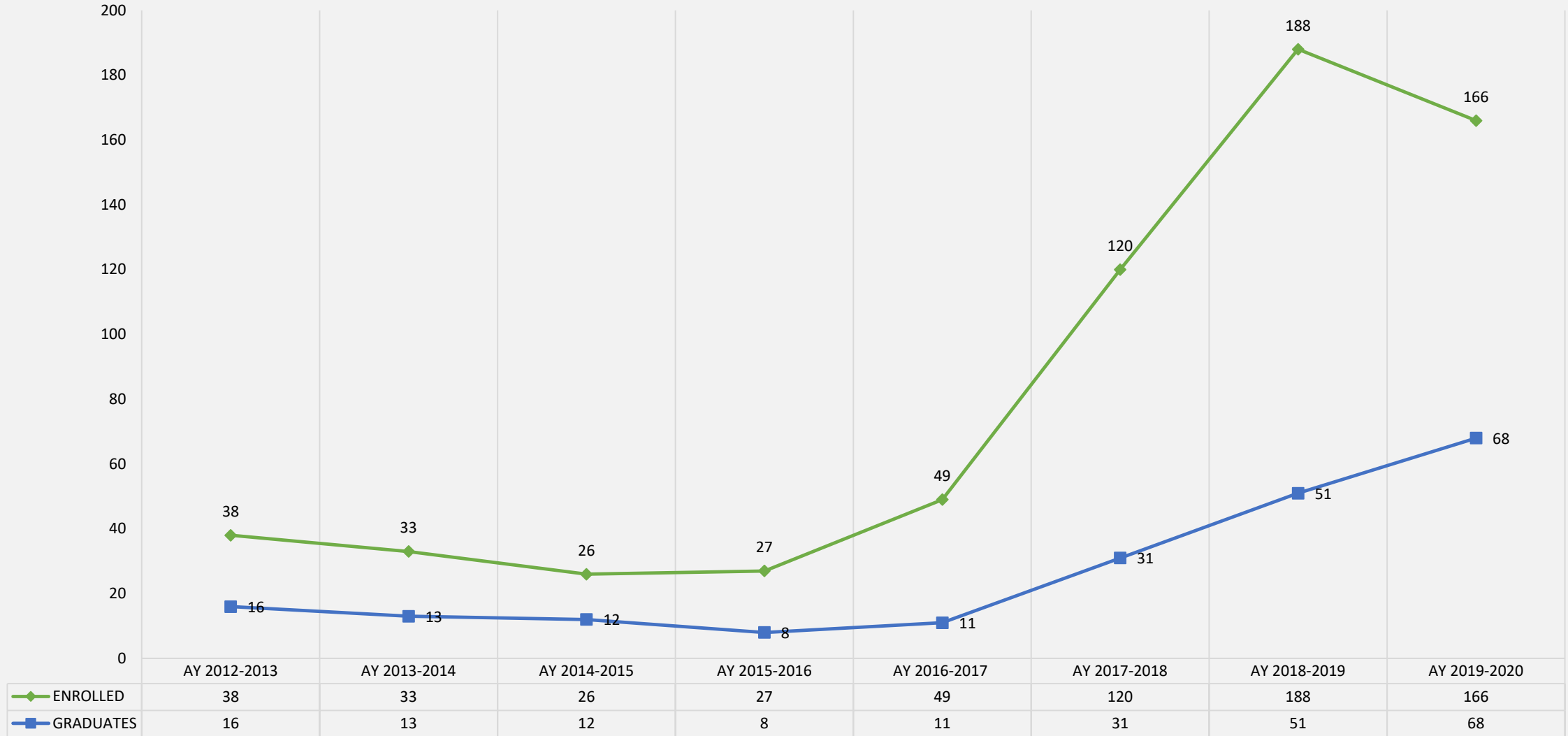
## 9. Implications of the given study for early childhood educators is described.

Response	Number of Responses	Percent
Exemplary(4)(4)	4	16%
Proficient(3)(3)	21	84%
Emerging(2)(2)	0	0%
Unacceptable(1)(1)	0	0%
N/A	0	0%
No Response	0	
Total Valid Responses:	25	
Mean:	3.16	
Median:	3.00	
Mode:	3.00	
Standard Deviation:	0.37	



# ENROLLMENT AND GRADUATION

## ED.S. IN EARLY CHILDHOOD EDUCATION ENROLLMENT & GRADUATION DATA TRENDS

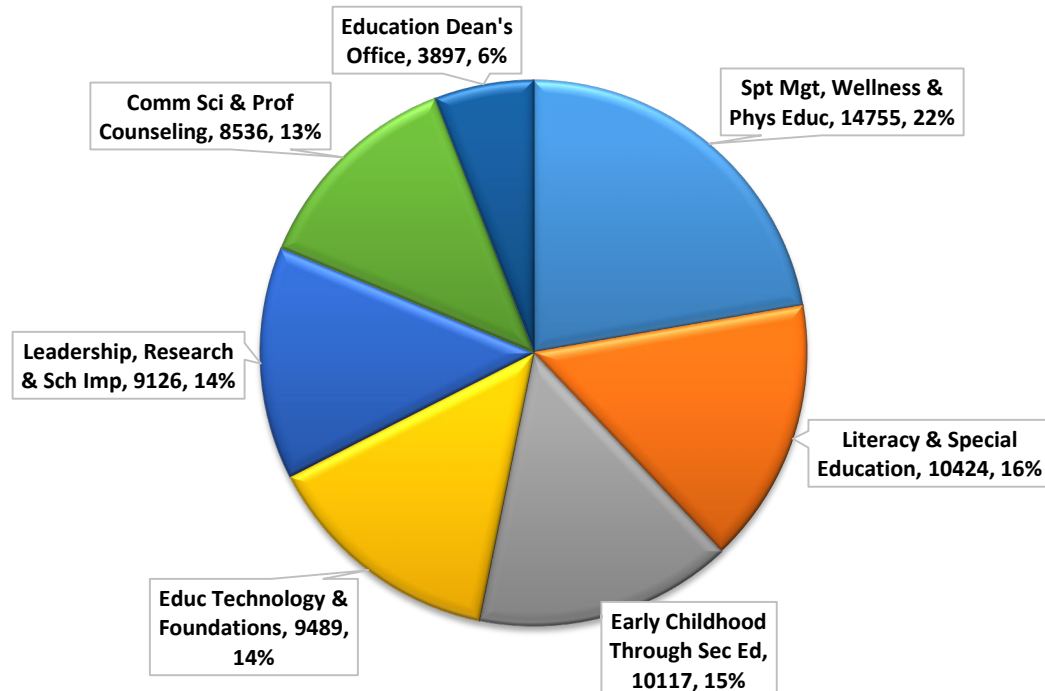




# CREDIT HOUR PRODUCTION

TERM	SUMMER 2019			FALL 2019			SPRING 2020			Total by ROWS		
DEPT	ENRL	MAX_ENRL	CRED_HRS	ENRL	MAX_ENRL	CRED_HRS	ENRL	MAX_ENRL	CRED_HRS	ENRL	MAX_ENRL	CRED_HRS
Spt Mgt, Wellness & Phys Educ	698	858	2054	2276	2392	6194	2381	2388	6507	5355	5638	14755
Literacy & Special Education	811	1127	2271	1464	1846	4359	1305	1640	3794	3580	4613	10424
<b>Early Childhood Through Sec Ed</b>	<b>807</b>	<b>935</b>	<b>2410</b>	<b>1402</b>	<b>2179</b>	<b>3575</b>	<b>1415</b>	<b>1794</b>	<b>4132</b>	<b>3624</b>	<b>4908</b>	<b>10117</b>
Educ Technology & Foundations	836	821	2508	1194	1282	3582	1164	1350	3399	3194	3453	9489
Leadership, Research & Sch Imp	975	1063	2881	1039	1153	3072	1074	1336	3173	3088	3552	9126
Comm Sci & Prof Counseling	540	685	1682	1152	1363	3576	1071	1520	3278	2763	3568	8536
Education Dean's Office	209	230	627	529	615	1587	561	615	1683	1299	1460	3897

**CREDIT HOUR PRODUCTION FOR COLLEGE OF EDUCATION FOR AY 19-20 BY DEPARTMENT**



**CREDIT HOUR PRODUCTION FOR EARLY CHILDHOOD THROUGH SECONDARY EDUCATION BY TERM**

