



**PREPARING
EXEMPLARY
PRACTITIONERS**

FIELD-BASED
INQUIRY
PROFESSIONAL
EXCELLENCE
BETTERMENT
OF SOCIETY

Adaptive • Proactive • Decisive • Leading • Reflective • Inquisitive
Knowledgeable • Collaborative • Empathetic • Culturally Sensitive

DATA PROGRAM REPORT

MEDIA IN INSTRUCTIONAL TECHNOLOGY, MEDIA & DESIGN

THE UNIVERSITY OF WEST GEORGIA

SUMMER 2019 | FALL 2019 | SPRING 2020

MEDIA SPECIALIST GACE SCORES TEST 1 and TEST 2 Pass Rates

Test Level Summary Statistics

Test: 101 Media Specialist Test I
 Examinees: Admitted
 Test Year: SEP-2019 TO AUG-2020
 Program: University of West Georgia
 Examinee Attempts: Highest Score

Database Refresh Date: 09/04/2020 14:13:19

Test Name	Variables	Average Scaled Score		# of Examinees	
		State	Program	State	Program
101 Media Specialist Test I		Total			
	Total	257.86	263.96	130	51

Test Level Summary Statistics

Test: 102 Media Specialist Test II
 Examinees: Admitted
 Test Year: SEP-2019 TO AUG-2020
 Program: University of West Georgia
 Examinee Attempts: Highest Score

Database Refresh Date: 09/04/2020 14:13:19

Test Name	Variables	Average Scaled Score		# of Examinees	
		State	Program	State	Program
102 Media Specialist Test II		Total			
	Total	250.72	254.21	130	52

Test Level Pass Rates

Test: 101 Media Specialist Test I
 Examinees: Admitted
 Test Year: SEP-2019 TO AUG-2020
 Program: University of West Georgia
 Examinee Attempts: Highest Score

Database Refresh Date: 09/04/2020 14:13:19

Test Name	Statewide			Program			
	# of Examinees	# Passing	% Pass	# of Examinees	# Passing	% Pass	
101 Media Specialist Test I							
	Total						
	Total	130	120	92	51	50	98

Test Level Pass Rates

Test: 102 Media Specialist Test II
 Examinees: Admitted
 Test Year: SEP-2019 TO AUG-2020
 Program: University of West Georgia
 Examinee Attempts: Highest Score

Database Refresh Date: 09/04/2020 14:13:19

Test Name	Statewide			Program			
	# of Examinees	# Passing	% Pass	# of Examinees	# Passing	% Pass	
102 Media Specialist Test II							
	Total						
	Total	130	118	91	52	49	94

MEDIA SPECIALIST GACE SCORES TEST 1 SUMMARY

Database Refresh Date: 09/04/2020 14:13:19

Test Name	Variables	Average Scaled Score		# of Examinees	# of Selected Response Questions	Average Percentage Correct		# of Constructed Response Points Possible
		State	Program			State	Program	
101 Media Specialist Test I	Total	257.86	263.96	130	51			
	SUBAREA I. LEARNING AND TEACHING					34	68.28	70.93
	1. DEMONSTRATES KNOWLEDGE OF CHILDREN'S AND YOUNG ADULT LITERATURE					14	70.22	71.99
	2. UNDERSTANDS FUNDAMENTALS OF CURRICULUM DEVELOPMENT AND COLLABORATION IN MEDIA AND INFORMATION LITERACY					11	61.61	63.64
	3. UNDERSTANDS THE FUNDAMENTALS OF INSTRUCTIONAL DESIGN FOR ALL LEARNERS					9	73.42	78.21
	SUBAREA II. COLLECTION DEVELOPMENT					26	68.43	72.02
	1. DEMONSTRATES UNDERSTANDING OF SELECTING, ACQUIRING, AND MAINTAINING RESOURCES					14	65.44	68.49
	2. DEMONSTRATES UNDERSTANDING OF ORGANIZING RESOURCES					12	71.92	76.14

Number of scored points for subarea and objective scores is based upon all candidates testing within the selected testing period. Also, note that for tests that contain constructed-response questions that do not contribute to a subarea or objective score, the total number of scored points is based upon the scored selected-response items only.

MEDIA SPECIALIST GACE SCORES TEST 2 SUMMARY

Database Refresh Date: 09/04/2020 14:13:19

Test Name	Variables	Average Scaled Score		# of Examinees		# of Selected Response Questions	Average Percentage Correct		# of Constructed Response Points Possible
		State	Program	State	Program		State	Program	
102 Media Specialist Test II	Total	250.72	254.21	130	52				
	SUBAREA I. PROGRAM ADMINISTRATION					23		72.04	73.08
	1. UNDERSTANDS THE FUNDAMENTALS OF ORGANIZATION, MANAGEMENT, AND EVALUATION OF MEDIA PROGRAMS AND SERVICES					11		69.86	70.8
	2. KNOWS BASIC FISCAL, PERSONNEL, LEGAL, ETHICAL, AND OPERATIONAL POLICIES AND PROCEDURES					12		74.04	75.16
	SUBAREA II. PROFESSIONAL DEVELOPMENT, LEADERSHIP, AND ADVOCACY					18		62.74	64.85
	1. KNOWS HOW TO FACILITATE PROFESSIONAL DEVELOPMENT AND DEMONSTRATE LEADERSHIP					11		60.28	64.51
	2. KNOWS HOW TO BE AN ADVOCATE FOR LIBRARIES AND MEDIA CENTERS WITHIN BOTH SCHOOL AND COMMUNITY					7		66.59	65.38
	SUBAREA III. INFORMATION ACCESS AND DELIVERY					19		68.18	69.53
	1. UNDERSTANDS THE FUNDAMENTAL TOOLS AND CONCEPTS FOR LOCATING AND SHARING RESOURCES					6		65.9	68.91
	2. UNDERSTANDS THE FUNDAMENTAL CONCEPTS RELATED TO USING AND VALIDATING ONLINE AND OTHER RESOURCES					7		71.43	72.25
	3. UNDERSTANDS THE FUNDAMENTAL CONCEPTS OF EQUAL ACCESS AND ETHICAL USE OF INFORMATION					6		66.67	66.99

Number of scored points for subarea and objective scores is based upon all candidates testing within the selected testing period. Also, note that for tests that contain constructed-response questions that do not contribute to a subarea or objective score, the total number of scored points is based upon the scored selected-response items only.

NON-DEGREE INITIAL CERTIFICATION
MEDIA SPECIALIST

MEDT 7451 DISPOSITIONS RUBRIC

Term	Course Number	Course Title	Section	CourseWork Name	Assessment Tool (s)	Number of students that received this coursework	Number of students who have submitted this coursework	Number of students who have not submitted this coursework	Number of students who have been assessed for this coursework
Fall Semester 2019	MEDT 7451	Admin of School Media Center	E01	MEDT 7451 Dispositions Assignment Fall 2019	MEDT 7451 Dispositions Rubric	10	10	0	10
Fall Semester 2019	MEDT 7451	Admin of School Media Center	E02	MEDT 7451 Dispositions Assignment Fall 2019	MEDT 7451 Dispositions Rubric	4	4	0	4
Spring Semester 2020	MEDT 7451	Admin of School Media Center	E01	MEDT 7451 Dispositions Assignment Spring 2020	MEDT 7451 Dispositions Rubric	14	14	0	14

THE TABLES BELOW CONTAIN AGGREGATE DATA FOR THE FORM : MEDT 7451 Dispositions Rubric

Rubric	# Unacceptable (1)	% Unacceptable (1)	# Developing (2)	% Developing (2)	# Proficient (3)	% Proficient (3)	# Exemplary (4)	% Exemplary (4)	# No Response	% No Response	Total Response	Mean	Median	Mode	Standard Deviation
Professionalism: Punctuality	0	0%	1	3.57%	27	96.43%	0	0%	0	0%	28	2.96	3	3	0.19
Professionalism: Preparation	0	0%	28	100%	0	0%	0	0%	0	0%	28	2	2	2	0
Professionalism: Professional Demeanor	0	0%	28	100%	0	0%	0	0%	0	0%	28	2	2	2	0
Professionalism: Responsive & Adaptive	0	0%	0	0%	28	100%	0	0%	0	0%	28	3	3	3	0
Professionalism: Ethical & Honest	0	0%	14	50%	14	50%	0	0%	0	0%	28	2.5	2.5	2	0.5
Communication: Verbal Communication	0	0%	28	100%	0	0%	0	0%	0	0%	28	2	2	2	0
Communication: Written Communication	0	0%	28	100%	0	0%	0	0%	0	0%	28	2	2	2	0
Belief that All Can Learn:	0	0%	1	6.67%	14	93.33%	0	0%	13	46.43%	15	2.93	3	3	0.25
Fairness: Equity in All Settings	0	0%	28	100%	0	0%	0	0%	0	0%	28	2	2	2	0
Collaboration: Interactions with Others	0	0%	28	100%	0	0%	0	0%	0	0%	28	2	2	2	0
Total/Percentage	0	0%	184	68.91%	83	31.09%	0	0%	13	4.64%	267				

MEDT 7478 (SLM) M.ED. DISPOSITION RUBRIC

Term	Course Number	Course Title	Section	CourseWork Name	Assessment Tool (s)	Number of students that received this coursework	Number of students who have submitted this coursework	Number of students who have not submitted this coursework	Number of students who have been assessed for this coursework
Fall Semester 2019	MEDT 7478	Cataloging and Automating	N01	MEDT 7478 Dispositions Assignment Fall 2019	MEDT 7478 (SLM) M.Ed. Disposition Rubric	4	4	0	4
Fall Semester 2019	MEDT 7478	Cataloging and Automating	N02	MEDT 7478 Dispositions Assignment Fall 2019	MEDT 7478 (SLM) M.Ed. Disposition Rubric	7	7	0	7
Spring Semester 2020	MEDT 7478	Cataloging and Automating	N01	MEDT 7478 Dispositions Assignment Spring 2020	MEDT 7478 (SLM) M.Ed. Disposition Rubric	16	16	0	16
Spring Semester 2020	MEDT 7478	Cataloging and Automating	N02	MEDT 7478 Dispositions Assignment Spring 2020	MEDT 7478 (SLM) M.Ed. Disposition Rubric	8	8	0	8

THE TABLES BELOW CONTAIN AGGREGATE DATA FOR THE FORM : MEDT 7478 (SLM) M.Ed. Disposition Rubric

Professional Dispositions and Behaviors	# Unacceptable	% Unacceptable	# Developing	% Developing	# Proficient	% Proficient	# Exemplary	% Exemplary	# No Response	% No Response	Total Response	Mean	Median	Mode	Standard Deviation
Professionalism: Punctuality	0	0%	0	0%	12	34.29%	23	65.71%	0	0%	35	3.66	4	4	0.47
Professionalism: Preparation	0	0%	3	8.57%	19	54.29%	13	37.14%	0	0%	35	3.29	3	3	0.61
Professionalism:Professional Demeanor	0	0%	0	0%	14	40%	21	60%	0	0%	35	3.6	4	4	0.49
Professionalism:Responsive and Adaptive	0	0%	1	2.86%	25	71.43%	9	25.71%	0	0%	35	3.23	3	3	0.48
Professionalism:Ethical and Honest	0	0%	0	0%	15	42.86%	20	57.14%	0	0%	35	3.57	4	4	0.49
Communication:Verbal Communication	0	0%	0	0%	24	70.59%	10	29.41%	1	2.86%	34	3.29	3	3	0.46
Communication:Written Communication	0	0%	2	5.71%	19	54.29%	14	40%	0	0%	35	3.34	3	3	0.58
Belief that All can Learn:Respects Individual Differences	0	0%	0	0%	27	77.14%	8	22.86%	0	0%	35	3.23	3	3	0.42
Fairness:Equity in All Settings	0	0%	0	0%	29	82.86%	6	17.14%	0	0%	35	3.17	3	3	0.38
Collaboration:Interactions with Others	0	0%	0	0%	25	71.43%	10	28.57%	0	0%	35	3.29	3	3	0.45
Total/Percentage	0	0%	6	1.72%	209	59.89%	134	38.4%	1	0.29%	349				

MEDT 7478 IMPACT ON LEARNING RUBRIC

Term	Course Number	Course Title	Section	CourseWork Name	Assessment Tool (s)	Number of students that received this coursework	Number of students who have submitted this coursework	Number of students who have not submitted this coursework	Number of students who have been assessed for this coursework
Fall Semester 2019	MEDT 7478	Cataloging and Automating	N01	MEDT 7478 Impact on Learning Assignment Fall 2019	MEDT 7478 Impact on Learning Rubric	4	4	0	4
Fall Semester 2019	MEDT 7478	Cataloging and Automating	N02	MEDT 7478 Impact on Learning Assignment Fall 2019	MEDT 7478 Impact on Learning Rubric	7	7	0	7
Spring Semester 2020	MEDT 7478	Cataloging and Automating	N01	MEDT 7478 Impact on Learning Assignment Spring 2020	MEDT 7478 Impact on Learning Rubric	16	16	0	0
Spring Semester 2020	MEDT 7478	Cataloging and Automating	N02	MEDT 7478 Impact on Learning Assignment Spring 2020	MEDT 7478 Impact on Learning Rubric	8	8	0	8

THE TABLES BELOW CONTAIN AGGREGATE DATA FOR THE FORM : MEDT 7478 Impact on Learning Rubric

Rubric	# Unacceptable (1)	% Unacceptable (1)	# Developing (2)	% Developing (2)	# Proficient (3)	% Proficient (3)	# Exemplary (4)	% Exemplary (4)	# No Response	% No Response	Total Response	Mean	Median	Mode	Standard Deviation
Design for Instruction and Assessment	1	5.26%	1	5.26%	6	31.58%	11	57.89%	0	0%	19	3.42	4	4	0.82
Analysis of Student Learning	3	15.79%	0	0%	5	26.32%	11	57.89%	0	0%	19	3.26	4	4	1.07
Reflection on Student Learning	0	0%	1	5.26%	3	15.79%	15	78.95%	0	0%	19	3.74	4	4	0.55
Total/Percentage	4	7.02%	2	3.51%	14	24.56%	37	64.91%	0	0%	57				

MEDT 7487 ROLES PORTFOLIO RUBRIC

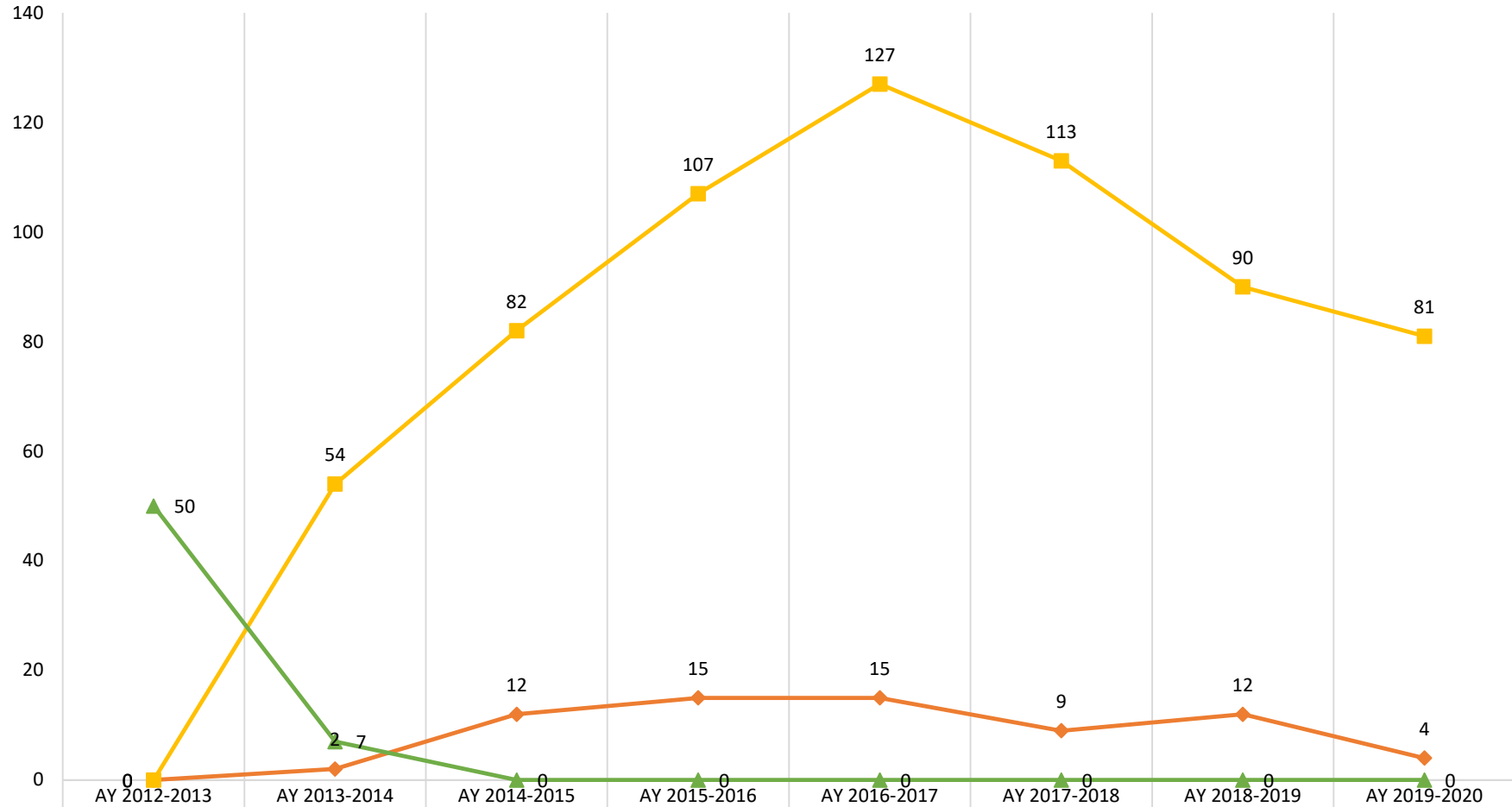
Term	Course Number	Course Title	Section	CourseWork Name	Assessment Tool (s)	Number of students that received this coursework	Number of students who have submitted this coursework	Number of students who have not submitted this coursework	Number of students who have been assessed for this coursework
Summer Semester 2019	MEDT 7487	Practicum	E01	MEDT 7487 Roles Portfolio Assignment Summer 2019	MEDT 7487 Roles Portfolio Rubric	9	9	0	9
Fall Semester 2019	MEDT 7487	Practicum	E01	MEDT 7487 Roles Portfolio Assignment Fall 2019	MEDT 7487 Roles Portfolio Rubric	13	13	0	13
Spring Semester 2020	MEDT 7487	Practicum	E01	MEDT 7487 Roles Portfolio Assignment Spring 2020	MEDT 7487 Roles Portfolio Rubric	10	10	0	10
Spring Semester 2020	MEDT 7487	Practicum	E02	MEDT 7487 Roles Portfolio Assignment Spring 2020	MEDT 7487 Roles Portfolio Rubric	4	4	0	4

THE TABLES BELOW CONTAIN AGGREGATE DATA FOR THE FORM : MEDT 7487 Roles Portfolio Rubric

Rubric	# Unacceptable (1); Candidates are not able to:	% Unacceptable (1); Candidates are not able to:	# Developing (2); Candidates are able to:	% Developing (2); Candidates are able to:	# Proficient (3); Candidates are able to:	% Proficient (3); Candidates are able to:	# Exemplary (4); Candidates are able to:	% Exemplary (4); Candidates are able to:	# No Response	% No Response	Total Response	Mean	Median	Mode	Standard Deviation
Candidates demonstrate content, pedagogical, and professional knowledge and skills	0	0%	0	0%	12	33.33%	24	66.67%	0	0%	36	3.67	4	4	0.47
Candidates develop, implement, and evaluate learning opportunities for all students	0	0%	0	0%	2	5.56%	34	94.44%	0	0%	36	3.94	4	4	0.23
Candidates demonstrate professional dispositions and ethics	0	0%	0	0%	5	13.89%	31	86.11%	0	0%	36	3.86	4	4	0.35
Candidates demonstrate ability to serve needs of diverse populations including special needs	0	0%	0	0%	4	11.11%	32	88.89%	0	0%	36	3.89	4	4	0.31
Total/Percentage	0	0%	0	0%	23	15.97%	121	84.03%	0	0%	144				

ENROLLMENT

ENROLLMENT TRENDS FOR NON-DEGREE IN MEDIA



◆ Non-Degree Media Instruction Technology Conc.	0	2	12	15	15	9	12	4
■ Non-Degree Media Media Specialist Conc.	0	54	82	107	127	113	90	81
▲ Non-Degree Media	50	7	0	0	0	0	0	0

MASTER OF EDUCATION (M.Ed.) IN INSTRUCTIONAL
TECHNOLOGY, MEDIA & DESIGN

MEDT 7451 DISPOSITIONS RUBRIC

Term	Course Number	Course Title	Section	CourseWork Name	Assessment Tool (s)	Number of students that received this coursework	Number of students who have submitted this coursework	Number of students who have not submitted this coursework	Number of students who have been assessed for this coursework
Fall Semester 2019	MEDT 7451	Admin of School Media Center	E01	MEDT 7451 Dispositions Assignment Fall 2019	MEDT 7451 Dispositions Rubric	8	8	0	8
Fall Semester 2019	MEDT 7451	Admin of School Media Center	E02	MEDT 7451 Dispositions Assignment Fall 2019	MEDT 7451 Dispositions Rubric	6	5	1	5
Spring Semester 2020	MEDT 7451	Admin of School Media Center	E01	MEDT 7451 Dispositions Assignment Spring 2020	MEDT 7451 Dispositions Rubric	7	7	0	7

THE TABLES BELOW CONTAIN AGGREGATE DATA FOR THE FORM : MEDT 7451 Dispositions Rubric

Rubric	# Unacceptable (1)	% Unacceptable (1)	# Developing (2)	% Developing (2)	# Proficient (3)	% Proficient (3)	# Exemplary (4)	% Exemplary (4)	# No Response	% No Response	Total Response	Mean	Median	Mode	Standard Deviation
Professionalism: Punctuality	0	0%	1	5%	19	95%	0	0%	0	0%	20	2.95	3	3	0.22
Professionalism: Preparation	0	0%	19	95%	1	5%	0	0%	0	0%	20	2.05	2	2	0.22
Professionalism: Professional Demeanor	0	0%	20	100%	0	0%	0	0%	0	0%	20	2	2	2	0
Professionalism: Responsive & Adaptive	0	0%	0	0%	20	100%	0	0%	0	0%	20	3	3	3	0
Professionalism: Ethical & Honest	0	0%	7	35%	13	65%	0	0%	0	0%	20	2.65	3	3	0.48
Communication: Verbal Communication	0	0%	20	100%	0	0%	0	0%	0	0%	20	2	2	2	0
Communication: Written Communication	0	0%	20	100%	0	0%	0	0%	0	0%	20	2	2	2	0
Belief that All Can Learn:	0	0%	1	7.69%	12	92.31%	0	0%	7	35%	13	2.92	3	3	0.27
Fairness: Equity in All Settings	0	0%	20	100%	0	0%	0	0%	0	0%	20	2	2	2	0
Collaboration: Interactions with Others	0	0%	20	100%	0	0%	0	0%	0	0%	20	2	2	2	0
Total/Percentage	0	0%	128	66.32%	65	33.68%	0	0%	7	3.5%	193				

MEDT 7478 (SLM) M.ED. DISPOSITION RUBRIC

Term	Course Number	Course Title	Section	CourseWork Name	Assessment Tool (s)	Number of students that received this coursework	Number of students who have submitted this coursework	Number of students who have not submitted this coursework	Number of students who have been assessed for this coursework
Fall Semester 2019	MEDT 7478	Cataloging and Automating	N01	MEDT 7478 Dispositions Assignment Fall 2019	MEDT 7478 (SLM) M.Ed. Disposition Rubric	8	8	0	8
Fall Semester 2019	MEDT 7478	Cataloging and Automating	N02	MEDT 7478 Dispositions Assignment Fall 2019	MEDT 7478 (SLM) M.Ed. Disposition Rubric	12	12	0	12
Spring Semester 2020	MEDT 7478	Cataloging and Automating	N01	MEDT 7478 Dispositions Assignment Spring 2020	MEDT 7478 (SLM) M.Ed. Disposition Rubric	5	5	0	5
Spring Semester 2020	MEDT 7478	Cataloging and Automating	N02	MEDT 7478 Dispositions Assignment Spring 2020	MEDT 7478 (SLM) M.Ed. Disposition Rubric	3	3	0	3

THE TABLES BELOW CONTAIN AGGREGATE DATA FOR THE FORM : MEDT 7478 (SLM) M.Ed. Disposition Rubric

Professional Dispositions and Behaviors	# Unacceptable	% Unacceptable	# Developing	% Developing	# Proficient	% Proficient	# Exemplary	% Exemplary	# No Response	% No Response	Total Response	Mean	Median	Mode	Standard Deviation
Professionalism: Punctuality	0	0%	1	3.57%	13	46.43%	14	50%	0	0%	28	3.46	3.5	4	0.57
Professionalism: Preparation	0	0%	3	10.71%	13	46.43%	12	42.86%	0	0%	28	3.32	3	3	0.66
Professionalism:Professional Demeanor	0	0%	1	3.57%	20	71.43%	7	25%	0	0%	28	3.21	3	3	0.49
Professionalism:Responsive and Adaptive	0	0%	0	0%	15	53.57%	13	46.43%	0	0%	28	3.46	3	3	0.5
Professionalism:Ethical and Honest	0	0%	0	0%	16	57.14%	12	42.86%	0	0%	28	3.43	3	3	0.49
Communication:Verbal Communication	0	0%	0	0%	25	89.29%	3	10.71%	0	0%	28	3.11	3	3	0.31
Communication:Written Communication	0	0%	1	3.57%	17	60.71%	10	35.71%	0	0%	28	3.32	3	3	0.54
Belief that All can Learn:Respects Individual Differences	0	0%	0	0%	22	78.57%	6	21.43%	0	0%	28	3.21	3	3	0.41
Fairness:Equity in All Settings	0	0%	0	0%	25	89.29%	3	10.71%	0	0%	28	3.11	3	3	0.31
Collaboration:Interactions with Others	0	0%	0	0%	21	75%	7	25%	0	0%	28	3.25	3	3	0.43
Total/Percentage	0	0%	6	2.14%	187	66.79%	87	31.07%	0	0%	280				

MEDT 7478 IMPACT ON LEARNING RUBRIC

Term	Course Number	Course Title	Section	CourseWork Name	Assessment Tool (s)	Number of students that received this coursework	Number of students who have submitted this coursework	Number of students who have not submitted this coursework	Number of students who have been assessed for this coursework
Fall Semester 2019	MEDT 7478	Cataloging and Automating	N01	MEDT 7478 Impact on Learning Assignment Fall 2019	MEDT 7478 Impact on Learning Rubric	8	8	0	8
Fall Semester 2019	MEDT 7478	Cataloging and Automating	N02	MEDT 7478 Impact on Learning Assignment Fall 2019	MEDT 7478 Impact on Learning Rubric	12	12	0	12
Spring Semester 2020	MEDT 7478	Cataloging and Automating	N01	MEDT 7478 Impact on Learning Assignment Spring 2020	MEDT 7478 Impact on Learning Rubric	5	5	0	5
Spring Semester 2020	MEDT 7478	Cataloging and Automating	N02	MEDT 7478 Impact on Learning Assignment Spring 2020	MEDT 7478 Impact on Learning Rubric	3	3	0	3

THE TABLES BELOW CONTAIN AGGREGATE DATA FOR THE FORM : MEDT 7478 Impact on Learning Rubric

Rubric	# Unacceptable (1)	% Unacceptable (1)	# Developing (2)	% Developing (2)	# Proficient (3)	% Proficient (3)	# Exemplary (4)	% Exemplary (4)	# No Response	% No Response	Total Response	Mean	Median	Mode	Standard Deviation
Design for Instruction and Assessment	0	0%	1	4.35%	3	13.04%	19	82.61%	0	0%	23	3.78	4	4	0.51
Analysis of Student Learning	1	4.35%	0	0%	3	13.04%	19	82.61%	0	0%	23	3.74	4	4	0.67
Reflection on Student Learning	0	0%	1	4.35%	1	4.35%	21	91.3%	0	0%	23	3.87	4	4	0.45
Total/Percentage	1	1.45%	2	2.9%	7	10.14%	59	85.51%	0	0%	69				

MEDT 7487 ROLES PORTFOLIO RUBRIC

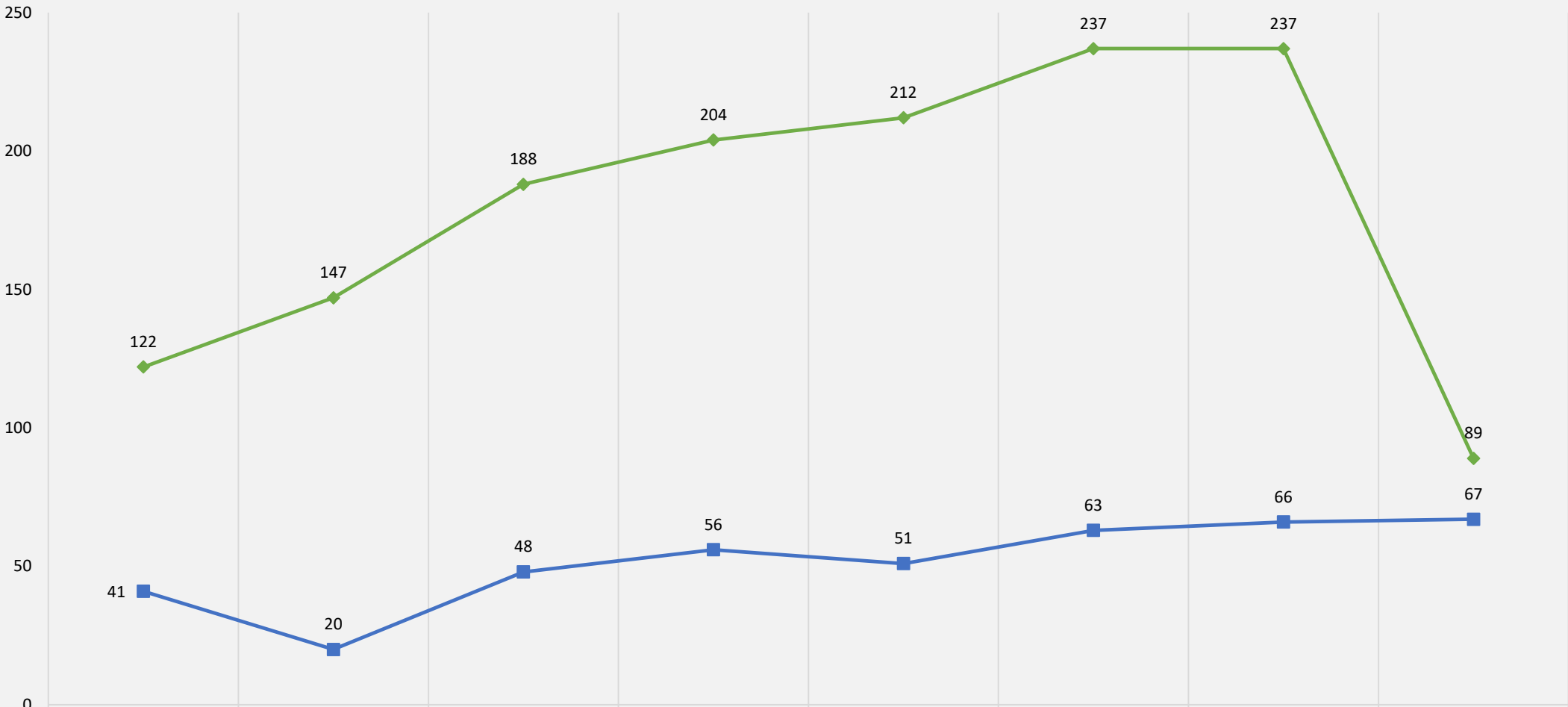
Term	Course Number	Course Title	Section	CourseWork Name	Assessment Tool (s)	Number of students that received this coursework	Number of students who have submitted this coursework	Number of students who have not submitted this coursework	Number of students who have been assessed for this coursework
Summer Semester 2019	MEDT 7487	Practicum	E01	MEDT 7487 Roles Portfolio Assignment Summer 2019	MEDT 7487 Roles Portfolio Rubric	4	4	0	4
Fall Semester 2019	MEDT 7487	Practicum	E01	MEDT 7487 Roles Portfolio Assignment Fall 2019	MEDT 7487 Roles Portfolio Rubric	10	10	0	10
Spring Semester 2020	MEDT 7487	Practicum	E01	MEDT 7487 Roles Portfolio Assignment Spring 2020	MEDT 7487 Roles Portfolio Rubric	10	10	0	10
Spring Semester 2020	MEDT 7487	Practicum	E02	MEDT 7487 Roles Portfolio Assignment Spring 2020	MEDT 7487 Roles Portfolio Rubric	5	5	0	5

THE TABLES BELOW CONTAIN AGGREGATE DATA FOR THE FORM : MEDT 7487 Roles Portfolio Rubric

Rubric	# Unacceptable (1); Candidates are not able to:	% Unacceptable (1); Candidates are not able to:	# Developing (2); Candidates are able to:	% Developing (2); Candidates are able to:	# Proficient (3); Candidates are able to:	% Proficient (3); Candidates are able to:	# Exemplary (4); Candidates are able to:	% Exemplary (4); Candidates are able to:	# No Response	% No Response	Total Response	Mean	Median	Mode	Standard Deviation
Candidates demonstrate content, pedagogical, and professional knowledge and skills	0	0%	0	0%	15	51.72%	14	48.28%	0	0%	29	3.48	3	3	0.5
Candidates develop, implement, and evaluate learning opportunities for all students	0	0%	0	0%	5	17.24%	24	82.76%	0	0%	29	3.83	4	4	0.38
Candidates demonstrate professional dispositions and ethics	0	0%	0	0%	6	20.69%	23	79.31%	0	0%	29	3.79	4	4	0.41
Candidates demonstrate ability to serve needs of diverse populations including special needs	0	0%	0	0%	7	24.14%	22	75.86%	0	0%	29	3.76	4	4	0.43
Total/Percentage	0	0%	0	0%	33	28.45%	83	71.55%	0	0%	116				

ENROLLMENT AND GRADUATION

M.ED. IN MEDIA ENROLLMENT AND GRADUATION DATA TRENDS

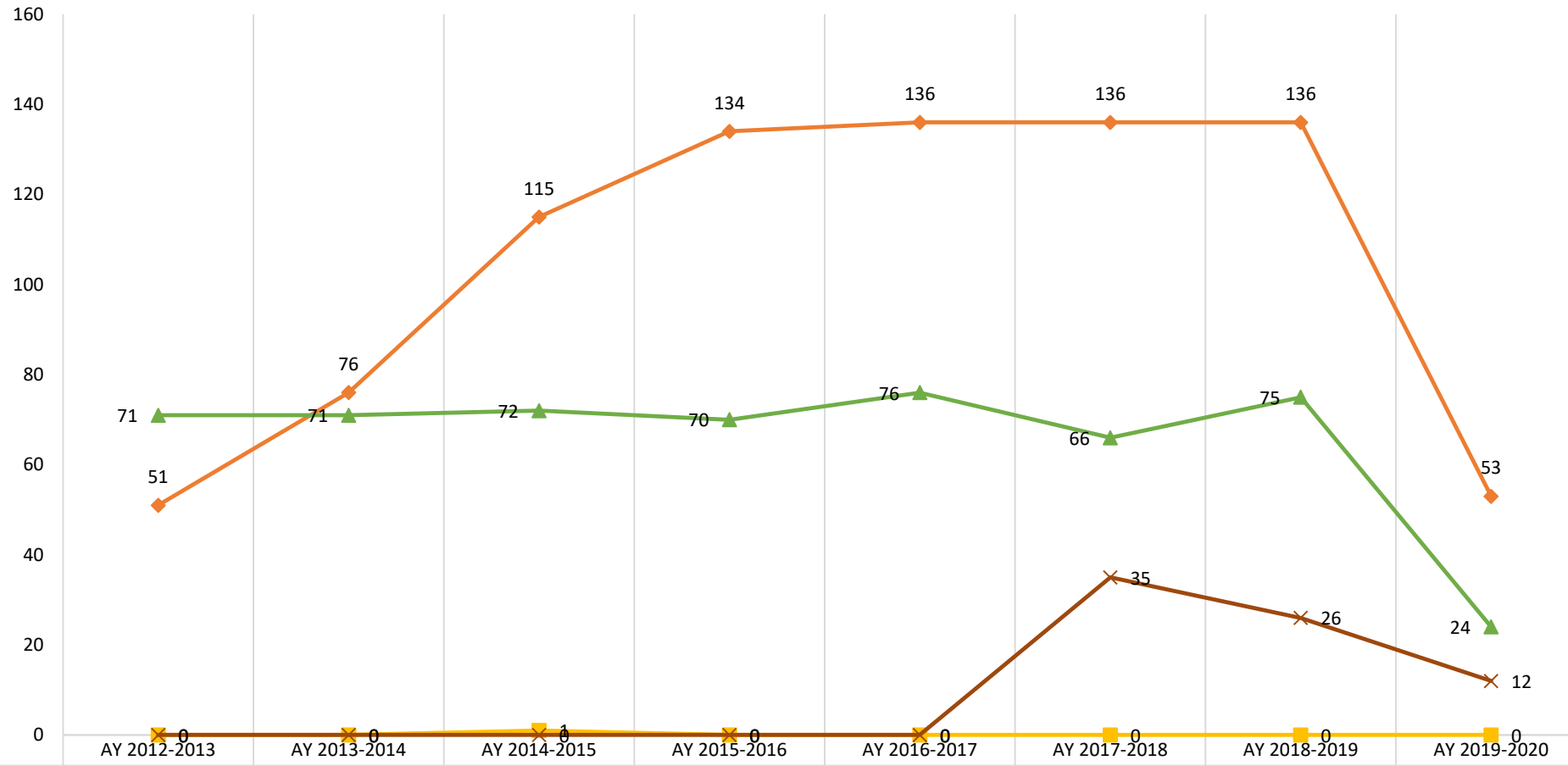


◆ ENROLLED
■ GRADUATES

AY 2012-2013	122	147	188	204	212	237	237	89
AY 2013-2014	41	20	48	56	51	63	66	67

ENROLLMENT

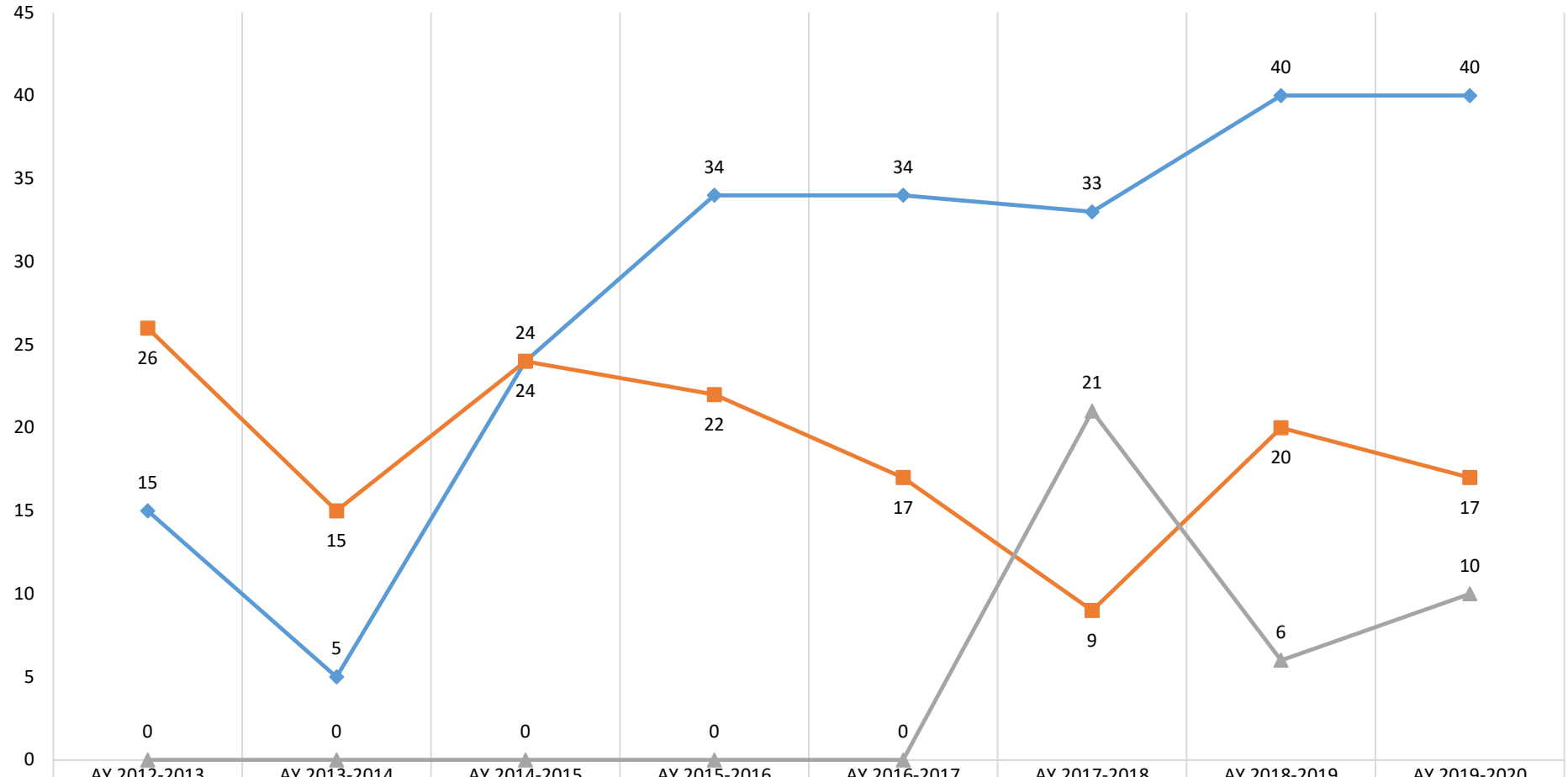
ENROLLMENT TRENDS FOR M.ED. IN MEDIA



◆ M.Ed. Instruction Technology	51	76	115	134	136	136	136	53
■ M.Ed. IT School Library Media Cert	0	0	1	0	0	0	0	0
▲ M.Ed. Media Specialist	71	71	72	70	76	66	75	24
✕ M.Ed. Sch Library Media & Instr Tech	0	0	0	0	0	35	26	12

GRADUATION

GRADUATION TRENDS FOR M.ED. IN MEDIA



◆ M.Ed. Instruction Technology	15	5	24	34	34	33	40	40
■ M.Ed. Media Specialist	26	15	24	22	17	9	20	17
▲ M.Ed. Sch Library Media & Instr Tech	0	0	0	0	0	21	6	10

SPECIALIST IN EDUCATION (Ed.S.) IN
INSTRUCTIONAL TECHNOLOGY, MEDIA & DESIGN

MEDT 7469 (SLM) ED.S. DISPOSITION RUBRIC

Term	Course Number	Course Title	Section	CourseWork Name	Assessment Tool (s)	Number of students that received this coursework	Number of students who have submitted this coursework	Number of students who have not submitted this coursework	Number of students who have been assessed for this coursework
Spring Semester 2020	MEDT 7469	Superv of Schl Libr Media Pro	N01	MEDT 7469 Dispositions Self-Assessment Assignment Spring 2020	MEDT 7469 (SLM) Ed.S. Disposition Rubric	27	27	0	27

THE TABLES BELOW CONTAIN AGGREGATE DATA FOR THE FORM : MEDT 7469 (SLM) Ed.S. Disposition Rubric

Professional Dispositions and Behaviors	# Unacceptable	% Unacceptable	# Developing	% Developing	# Proficient	% Proficient	# Exemplary	% Exemplary	# No Response	% No Response	Total Response	Mean	Median	Mode	Standard Deviation
Professionalism: Punctuality	1	3.7%	0	0%	7	25.93%	19	70.37%	0	0%	27	3.63	4	4	0.67
Professionalism: Preparation	1	3.85%	3	11.54%	19	73.08%	3	11.54%	1	3.7%	26	2.92	3	3	0.62
Professionalism:Professional Demeanor	0	0%	2	7.41%	4	14.81%	21	77.78%	0	0%	27	3.7	4	4	0.6
Professionalism:Responsive and Adaptive	0	0%	0	0%	25	92.59%	2	7.41%	0	0%	27	3.07	3	3	0.26
Professionalism:Ethical and Honest	0	0%	0	0%	11	40.74%	16	59.26%	0	0%	27	3.59	4	4	0.49
Communication:Verbal Communication	0	0%	1	3.7%	25	92.59%	1	3.7%	0	0%	27	3	3	3	0.27
Communication:Written Communication	0	0%	1	3.7%	24	88.89%	2	7.41%	0	0%	27	3.04	3	3	0.33
Belief that All can Learn:Respects Individual Differences	0	0%	0	0%	5	18.52%	22	81.48%	0	0%	27	3.81	4	4	0.39
Fairness:Equity in All Settings	0	0%	1	3.7%	16	59.26%	10	37.04%	0	0%	27	3.33	3	3	0.54
Collaboration:Interactions with Others	0	0%	1	3.7%	20	74.07%	6	22.22%	0	0%	27	3.19	3	3	0.47
Total/Percentage	2	0.74%	9	3.35%	156	57.99%	102	37.92%	1	0.37%	269				

MEDT 8464 (SLM) ED.S. DISPOSITION RUBRIC

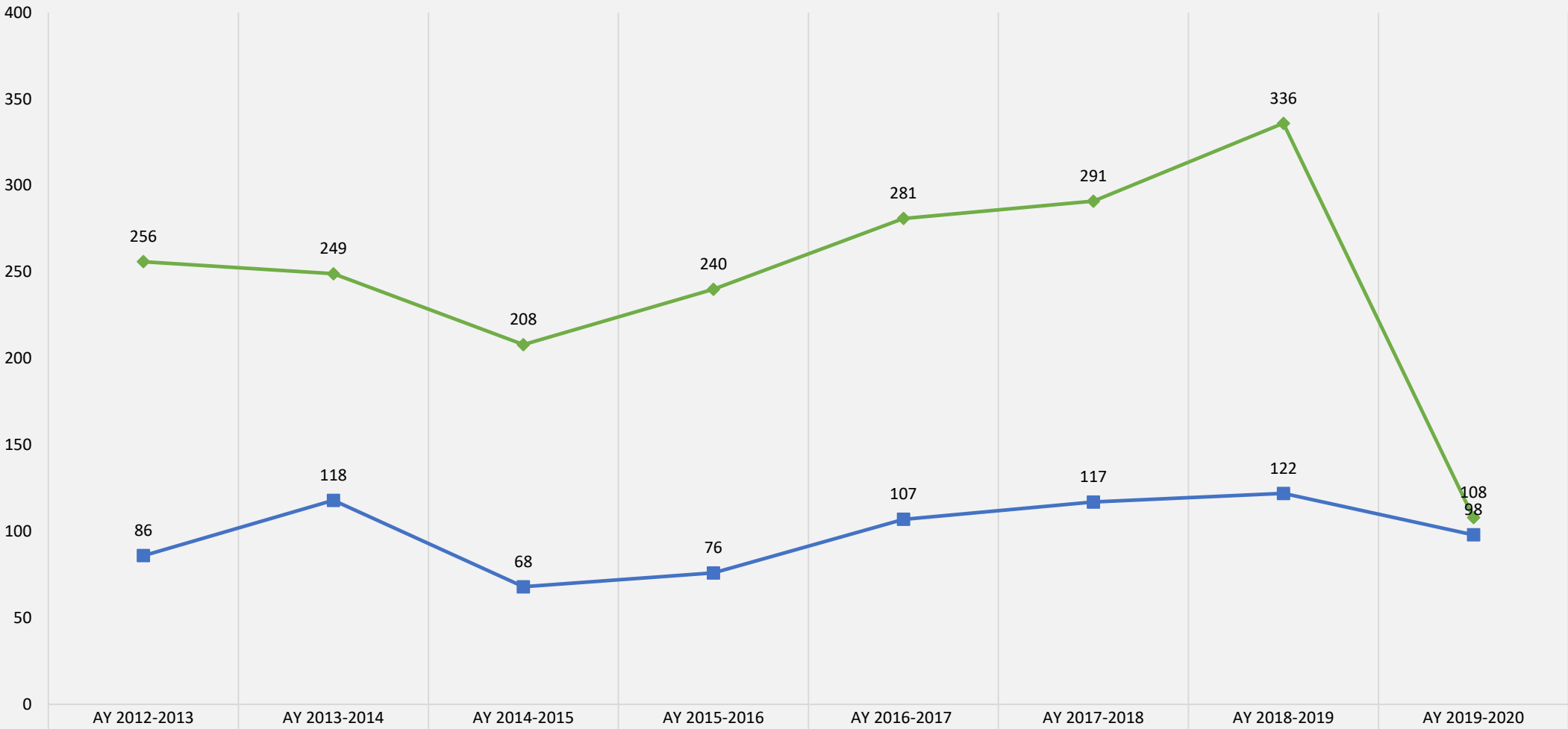
Term	Course Number	Course Title	Section	CourseWork Name	Assessment Tool (s)	Number of students that received this coursework	Number of students who have submitted this coursework	Number of students who have not submitted this coursework	Number of students who have been assessed for this coursework
Fall Semester 2019	MEDT 8464	Issues in School Library Medi	E01	MEDT 8464 Dispositions Self-Assessment Assignment Fall 2019	MEDT 8464 (SLM) Ed.S. Disposition Rubric	19	19	0	19

THE TABLES BELOW CONTAIN AGGREGATE DATA FOR THE FORM : MEDT 8464 (SLM) Ed.S. Disposition Rubric

Professional Dispositions and Behaviors	# Unacceptable	% Unacceptable	# Developing	% Developing	# Proficient	% Proficient	# Exemplary	% Exemplary	# No Response	% No Response	Total Response	Mean	Median	Mode	Standard Deviation
Professionalism: Punctuality	0	0%	2	10.53%	7	36.84%	10	52.63%	0	0%	19	3.42	4	4	0.67
Professionalism: Preparation	0	0%	3	15.79%	14	73.68%	2	10.53%	0	0%	19	2.95	3	3	0.51
Professionalism:Professional Demeanor	0	0%	0	0%	6	31.58%	13	68.42%	0	0%	19	3.68	4	4	0.46
Professionalism:Responsive and Adaptive	0	0%	0	0%	16	84.21%	3	15.79%	0	0%	19	3.16	3	3	0.36
Professionalism:Ethical and Honest	0	0%	0	0%	6	31.58%	13	68.42%	0	0%	19	3.68	4	4	0.46
Communication:Verbal Communication	0	0%	0	0%	16	84.21%	3	15.79%	0	0%	19	3.16	3	3	0.36
Communication:Written Communication	0	0%	0	0%	11	57.89%	8	42.11%	0	0%	19	3.42	3	3	0.49
Belief that All can Learn:Respects Individual Differences	0	0%	0	0%	4	21.05%	15	78.95%	0	0%	19	3.79	4	4	0.41
Fairness:Equity in All Settings	0	0%	0	0%	18	94.74%	1	5.26%	0	0%	19	3.05	3	3	0.22
Collaboration:Interactions with Others	0	0%	0	0%	8	42.11%	11	57.89%	0	0%	19	3.58	4	4	0.49
Total/Percentage	0	0%	5	2.63%	106	55.79%	79	41.58%	0	0%	190				

ENROLLMENT AND GRADUATION

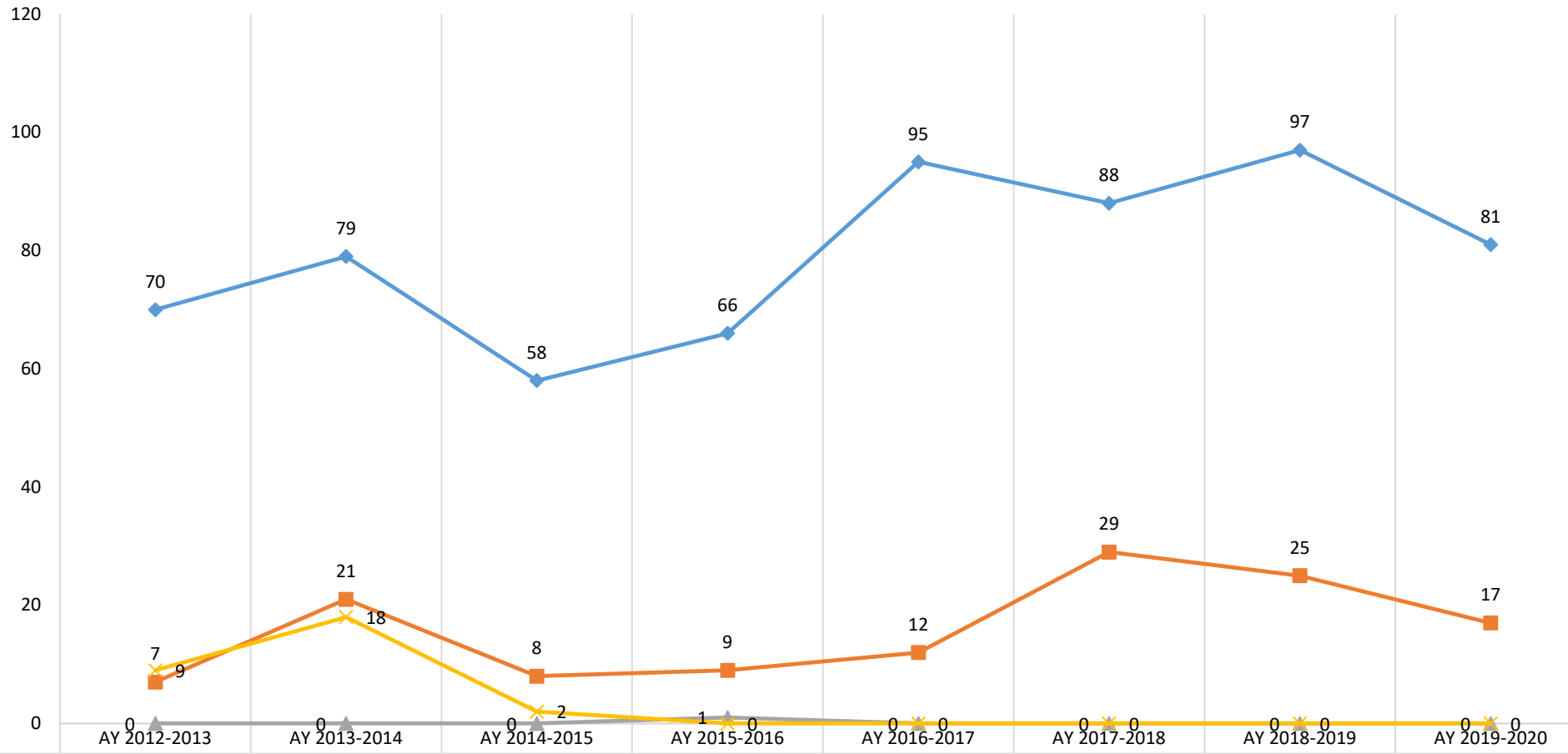
ED.S. IN MEDIA ENROLLMENT AND GRADUATION DATA TRENDS



ENROLLED	256	249	208	240	281	291	336	108
GRADUATES	86	118	68	76	107	117	122	98

GRADUATION

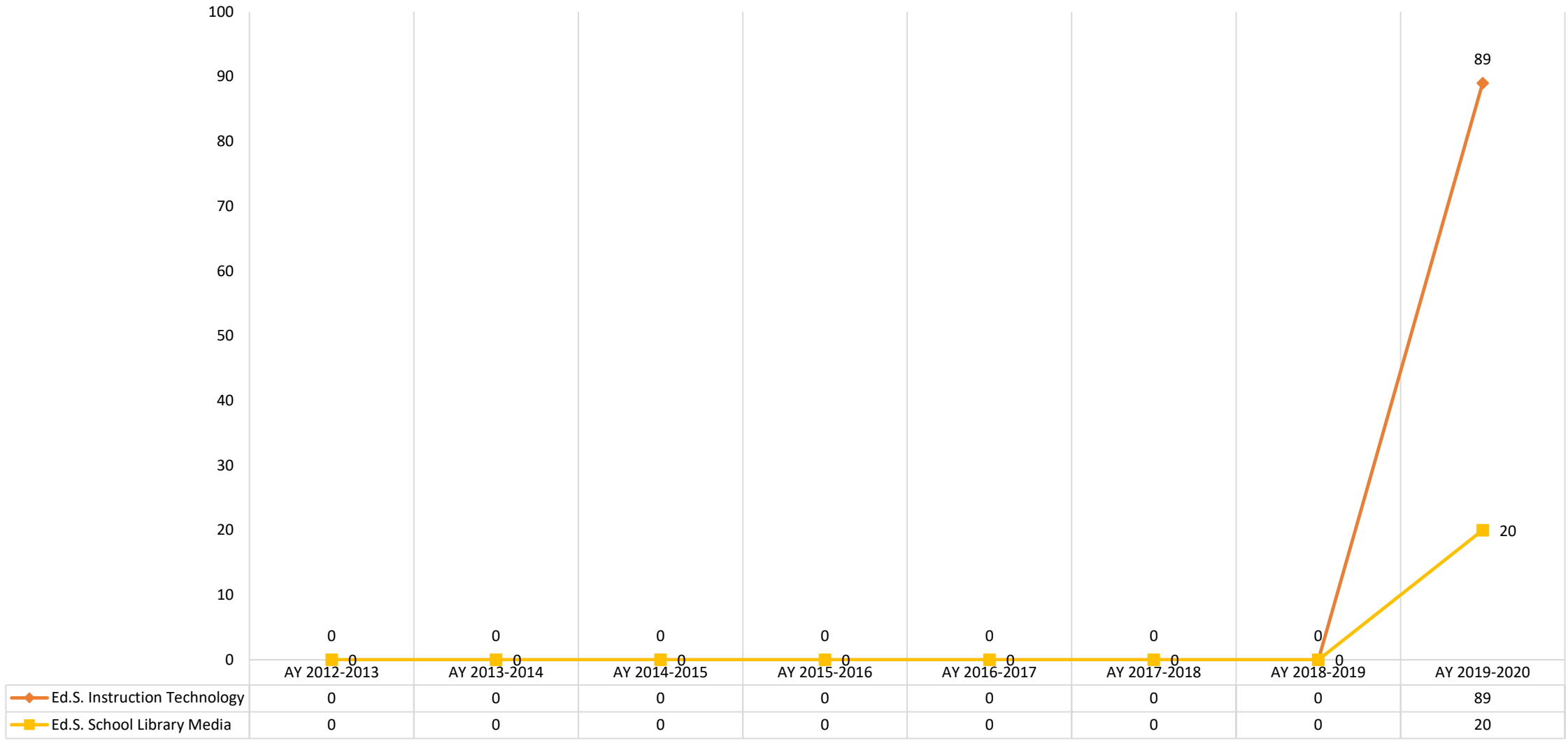
GRADUATION TRENDS FOR ED.S. IN MEDIA



Ed.S. Instruction Technology	70	79	58	66	95	88	97	81
Ed.S. Media Specialist	7	21	8	9	12	29	25	17
Ed.S. Media	0	0	0	1	0	0	0	0
Ed.S. IT School Library Media Cert	9	18	2	0	0	0	0	0

ENROLLMENT

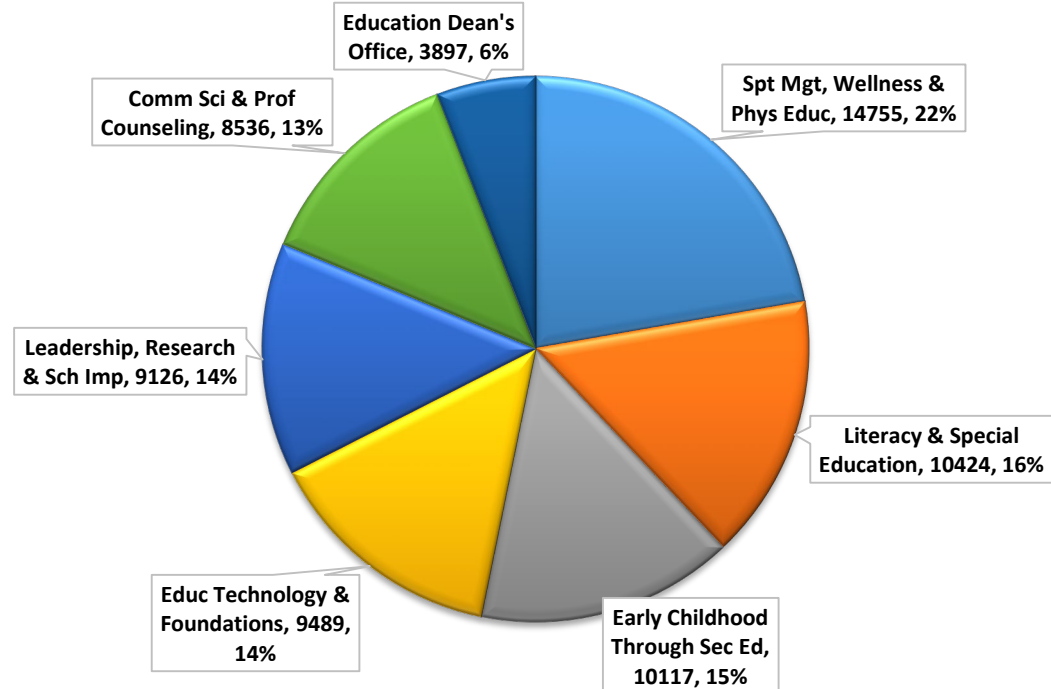
ENROLLMENT TRENDS FOR ED.S. IN INSTRUCTIONAL TECHNOLOGY, MEDIA & DESIGN



CREDIT HOUR PRODUCTION

TERM	SUMMER 2019			FALL 2019			SPRING 2020			Total by ROWS		
DEPT	ENRL	MAX_ENRL	CRED_HRS	ENRL	MAX_ENRL	CRED_HRS	ENRL	MAX_ENRL	CRED_HRS	ENRL	MAX_ENRL	CRED_HRS
Spt Mgt, Wellness & Phys Educ	698	858	2054	2276	2392	6194	2381	2388	6507	5355	5638	14755
Literacy & Special Education	811	1127	2271	1464	1846	4359	1305	1640	3794	3580	4613	10424
Early Childhood Through Sec Ed	807	935	2410	1402	2179	3575	1415	1794	4132	3624	4908	10117
Educ Technology & Foundations	836	821	2508	1194	1282	3582	1164	1350	3399	3194	3453	9489
Leadership, Research & Sch Imp	975	1063	2881	1039	1153	3072	1074	1336	3173	3088	3552	9126
Comm Sci & Prof Counseling	540	685	1682	1152	1363	3576	1071	1520	3278	2763	3568	8536
Education Dean's Office	209	230	627	529	615	1587	561	615	1683	1299	1460	3897

CREDIT HOUR PRODUCTION FOR COLLEGE OF EDUCATION FOR AY 19-20 BY DEPARTMENT



CREDIT HOUR PRODUCTION FOR EDUCATIONAL TECHNOLOGY & FOUNDATIONS BY TERM

