



**PREPARING
EXEMPLARY
PRACTITIONERS**

FIELD-BASED
INQUIRY
PROFESSIONAL
EXCELLENCE
BETTERMENT
OF SOCIETY

Adaptive • Proactive • Decisive • Leading • Reflective • Inquisitive
Knowledgeable • Collaborative • Empathetic • Culturally Sensitive

DATA PROGRAM REPORT

Ed.S. PROFESSIONAL COUNSELING AND SUPERVISION

THE UNIVERSITY OF WEST GEORGIA

SUMMER 2019 | FALL 2019 | SPRING 2020

CEPD 8138 CULTURAL DIVERSITY LEADERSHIP PROJECT RUBRIC

| Term | Course Number | Course Title | Section | CourseWork Name | Assessment Tool (s) | Number of students that received this coursework | Number of students who have submitted this coursework | Number of students who have not submitted this coursework | Number of students who have been assessed for this coursework |
|--------------------|---------------|-------------------------------|---------|-----------------------------------------------------------|--------------------------------------------------------|--------------------------------------------------|-------------------------------------------------------|-----------------------------------------------------------|---------------------------------------------------------------|
| Fall Semester 2019 | CEPD 8138 | Advanced Multicultural Course | E01 | CEPD 8138 Cultural Diversity Leadership Project Fall 2019 | CEPD 8138 Cultural Diversity Leadership Project Rubric | 20 | 20 | 0 | 20 |

THE TABLES BELOW CONTAIN AGGREGATE DATA FOR THE FORM : CEPD 8138 Cultural Diversity Leadership Project Rubric

| Rubric | # Unacceptable | % Unacceptable | # Developing | % Developing | # Proficient | % Proficient | # Exemplary | % Exemplary | # No Response | % No Response | Total Response | Mean | Median | Mode | Standard Deviation |
|---------------------------------------------------------------------------------------------------------------------------------|----------------|----------------|--------------|--------------|--------------|--------------|-------------|-------------|---------------|---------------|----------------|------|--------|------|--------------------|
| Ed.S. LO 6:Design counseling goals for cultural diversity project | 0 | 0% | 0 | 0% | 0 | 0% | 20 | 100% | 0 | 0% | 20 | 4 | 4 | 4 | 0 |
| Ed.S. LO 6:Identify current minority groups that needs targeted interventions within the candidates identified area of interest | 0 | 0% | 0 | 0% | 1 | 5% | 19 | 95% | 0 | 0% | 20 | 3.95 | 4 | 4 | 0.22 |
| Ed.S. LO 6:Identify strategies for targeting ethical issues as they relate to multicultural groups | 0 | 0% | 1 | 5% | 1 | 5% | 18 | 90% | 0 | 0% | 20 | 3.85 | 4 | 4 | 0.48 |
| Ed.S. LO 1 & 6:Integrate counseling theories into cultural diversity plan | 0 | 0% | 5 | 25% | 6 | 30% | 9 | 45% | 0 | 0% | 20 | 3.2 | 3 | 4 | 0.81 |
| Ed.S. LO 2 & 6:Identify evaluations methods and link to project goals | 0 | 0% | 1 | 5% | 2 | 10% | 17 | 85% | 0 | 0% | 20 | 3.8 | 4 | 4 | 0.51 |
| Total/Percentage | 0 | 0% | 7 | 7% | 10 | 10% | 83 | 83% | 0 | 0% | 100 | | | | |

CEPD 8141 ED.S. SUPERVISION PRESENTATION RUBRIC

| Term | Course Number | Course Title | Section | CourseWork Name | Assessment Tool (s) | Number of students that received this coursework | Number of students who have submitted this coursework | Number of students who have not submitted this coursework | Number of students who have been assessed for this coursework |
|----------------------|---------------|---------------------------|---------|------------------------------------------------------|-------------------------------------------------|--------------------------------------------------|-------------------------------------------------------|-----------------------------------------------------------|---------------------------------------------------------------|
| Summer Semester 2019 | CEPD 8141 | Supervision in Counseling | E01 | CEPD 8141 Ed.S. Supervision Presentation Summer 2019 | CEPD 8141 Ed.S. Supervision Presentation Rubric | 17 | 5 | 12 | 5 |

THE TABLES BELOW CONTAIN AGGREGATE DATA FOR THE FORM : CEPD 8141 Ed.S. Supervision Presentation Rubric

| Program Goal #3: Demonstrate the knowledge and skills required to provide quality clinical supervision Case Presentation Rubric CEPD 8141 | # Unacceptable (1) | % Unacceptable (1) | # Developing (2) | % Developing (2) | # Proficient (3) | % Proficient (3) | # Exemplary (4) | % Exemplary (4) | # No Response | % No Response | Total Response | Mean | Median | Mode | Standard Deviation |
|-----------------------------------------------------------------------------------------------------------------------------------------------------------------------|--------------------|--------------------|------------------|------------------|------------------|------------------|-----------------|-----------------|---------------|---------------|----------------|------|--------|------|--------------------|
| 3.2 Prepare a class presentation based on one of your supervision sessions that demonstrates the ability to apply the Discrimination Model in counseling supervision. | 0 | 0% | 0 | 0% | 0 | 0% | 5 | 100% | 0 | 0% | 5 | 4 | 4 | 4 | 0 |
| Total/Percentage | 0 | 0% | 0 | 0% | 0 | 0% | 5 | 100% | 0 | 0% | 5 | | | | |

CEPD 8152 CONSULTATION CASE STUDY RUBRIC

| Term | Course Number | Course Title | Section | CourseWork Name | Assessment Tool (s) | Number of students that received this coursework | Number of students who have submitted this coursework | Number of students who have not submitted this coursework | Number of students who have been assessed for this coursework |
|----------------------|---------------|-------------------------------|---------|-----------------------------------------------|------------------------------------------|--------------------------------------------------|-------------------------------------------------------|-----------------------------------------------------------|---------------------------------------------------------------|
| Spring Semester 2020 | CEPD 8152 | Consult, Collab, & Dev in Cou | E01 | CEPD 8152 Consultation Case Study Spring 2020 | CEPD 8152 Consultation Case Study Rubric | 18 | 13 | 5 | 13 |

THE TABLES BELOW CONTAIN AGGREGATE DATA FOR THE FORM : CEPD 8152 Consultation Case Study Rubric

| Learning Objective Rubric | # Unacceptable (1) | % Unacceptable (1) | # Acceptable (2) | % Acceptable (2) | # Proficient (3) | % Proficient (3) | # Exemplary (4) | % Exemplary (4) | # No Response | % No Response | Total Response | Mean | Median | Mode | Standard Deviation |
|----------------------------------------------------------------------------------------------------------------------------------------------------------------|--------------------|--------------------|------------------|------------------|------------------|------------------|-----------------|-----------------|---------------|---------------|----------------|------|--------|------|--------------------|
| LO #2: Demonstrate the ability to apply research methods to counseling interventions and/or program evaluation and use the information to improve programming. | 0 | 0% | 0 | 0% | 1 | 7.69% | 12 | 92.31% | 0 | 0% | 13 | 3.92 | 4 | 4 | 0.27 |
| LO #3: Demonstrate the knowledge and skills required to provide quality clinical supervision. | 0 | 0% | 0 | 0% | 4 | 30.77% | 9 | 69.23% | 0 | 0% | 13 | 3.69 | 4 | 4 | 0.46 |
| LO #4: Demonstrate an understanding of current issues in counseling and supervision Supervision. | 0 | 0% | 0 | 0% | 2 | 15.38% | 11 | 84.62% | 0 | 0% | 13 | 3.85 | 4 | 4 | 0.36 |
| LO #5: Demonstrate Advanced Skills in Specialty Area of Interest | 0 | 0% | 0 | 0% | 2 | 15.38% | 11 | 84.62% | 0 | 0% | 13 | 3.85 | 4 | 4 | 0.36 |
| LO #6: Demonstrate knowledge, skills, and disposition relevant to practice in a multicultural society | 0 | 0% | 0 | 0% | 3 | 23.08% | 10 | 76.92% | 0 | 0% | 13 | 3.77 | 4 | 4 | 0.42 |
| Total/Percentage | 0 | 0% | 0 | 0% | 12 | 18.46% | 53 | 81.54% | 0 | 0% | 65 | | | | |

CEPD 8156 LITERATURE REVIEW RUBRIC

| Term | Course Number | Course Title | Section | CourseWork Name | Assessment Tool (s) | Number of students that received this coursework | Number of students who have submitted this coursework | Number of students who have not submitted this coursework | Number of students who have been assessed for this coursework |
|----------------------|---------------|------------------------------|---------|----------------------------------------------------|------------------------------------|--------------------------------------------------|-------------------------------------------------------|-----------------------------------------------------------|---------------------------------------------------------------|
| Spring Semester 2020 | CEPD 8156 | Designing Effective Programs | E01 | CEPD 8156 Designing Effective Programs Spring 2020 | CEPD 8156 Literature Review Rubric | 18 | 17 | 1 | 17 |

THE TABLES BELOW CONTAIN AGGREGATE DATA FOR THE FORM : CEPD 8156 Literature Review Rubric

| | # Unacceptable (1) | % Unacceptable (1) | # Acceptable (2) | % Acceptable (2) | # Proficient (3) | % Proficient (3) | # Exemplary (4) | % Exemplary (4) | # No Response | % No Response | Total Response | Mean | Median | Mode | Standard Deviation |
|------------------------------------|--------------------|--------------------|------------------|------------------|------------------|------------------|-----------------|-----------------|---------------|---------------|----------------|------|--------|------|--------------------|
| CEPD 8156 Literature Review Rubric | | | | | | | | | | | | | | | |
| Ed.S. LO 5 | 0 | 0% | 0 | 0% | 6 | 35.29% | 11 | 64.71% | 0 | 0% | 17 | 3.65 | 4 | 4 | 0.48 |
| Ed.S. LO 2 | 0 | 0% | 0 | 0% | 6 | 35.29% | 11 | 64.71% | 0 | 0% | 17 | 3.65 | 4 | 4 | 0.48 |
| Ed.S. LO 1 | 0 | 0% | 0 | 0% | 7 | 41.18% | 10 | 58.82% | 0 | 0% | 17 | 3.59 | 4 | 4 | 0.49 |
| Ed.S. LO 2 | 0 | 0% | 0 | 0% | 7 | 41.18% | 10 | 58.82% | 0 | 0% | 17 | 3.59 | 4 | 4 | 0.49 |
| Ed.S. LO N/A | 0 | 0% | 0 | 0% | 5 | 29.41% | 12 | 70.59% | 0 | 0% | 17 | 3.71 | 4 | 4 | 0.46 |
| Total/Percentage | 0 | 0% | 0 | 0% | 31 | 36.47% | 54 | 63.53% | 0 | 0% | 85 | | | | |

CEPD 8171 ADVOCACY PAPER RUBRIC

| Term | Course Number | Course Title | Section | CourseWork Name | Assessment Tool (s) | Number of students that received this coursework | Number of students who have submitted this coursework | Number of students who have not submitted this coursework | Number of students who have been assessed for this coursework |
|----------------------|---------------|-------------------------------|---------|--------------------------------------|---------------------------------|--------------------------------------------------|-------------------------------------------------------|-----------------------------------------------------------|---------------------------------------------------------------|
| Summer Semester 2019 | CEPD 8171 | Current Issues in Coun/Supvsn | E01 | CEPD 8171 Advocacy Paper Summer 2019 | CEPD 8171 Advocacy Paper Rubric | 18 | 15 | 3 | 15 |

THE TABLES BELOW CONTAIN AGGREGATE DATA FOR THE FORM : CEPD 8171 Advocacy Paper Rubric

| CEPD 8171 Key Assessment Rubric | # Unacceptable | % Unacceptable | # Acceptable | % Acceptable | # Proficient | % Proficient | # Exemplary | % Exemplary | # No Response | % No Response | Total Response | Mean | Median | Mode | Standard Deviation |
|-------------------------------------------------------------------|----------------|----------------|--------------|--------------|--------------|--------------|-------------|-------------|---------------|---------------|----------------|------|--------|------|--------------------|
| Clarity of writing and APA compliance | 0 | 0% | 0 | 0% | 0 | 0% | 15 | 100% | 0 | 0% | 15 | 4 | 4 | 4 | 0 |
| Knowledge of research and evidence-based counseling interventions | 0 | 0% | 0 | 0% | 2 | 13.33% | 13 | 86.67% | 0 | 0% | 15 | 3.87 | 4 | 4 | 0.34 |
| Evaluation of counseling intervention(s) | 0 | 0% | 0 | 0% | 3 | 20% | 12 | 80% | 0 | 0% | 15 | 3.8 | 4 | 4 | 0.4 |
| Continuous improvement | 0 | 0% | 0 | 0% | 3 | 20% | 12 | 80% | 0 | 0% | 15 | 3.8 | 4 | 4 | 0.4 |
| Total/Percentage | 0 | 0% | 0 | 0% | 8 | 13.33% | 52 | 86.67% | 0 | 0% | 60 | | | | |

CEPD 8184 QUANTITATIVE RESEARCH REPORT RUBRIC

| Term | Course Number | Course Title | Section | CourseWork Name | Assessment Tool (s) | Number of students that received this coursework | Number of students who have submitted this coursework | Number of students who have not submitted this coursework | Number of students who have been assessed for this coursework |
|--------------------|---------------|--------------------------------|---------|--------------------------------------------------|-----------------------------------------------|--------------------------------------------------|-------------------------------------------------------|-----------------------------------------------------------|---------------------------------------------------------------|
| Fall Semester 2019 | CEPD 8184 | Research Quantitative Analysis | E01 | CEPD 8184 Quantitative Research Report Fall 2019 | CEPD 8184 Quantitative Research Report Rubric | 19 | 16 | 3 | 16 |

THE TABLES BELOW CONTAIN AGGREGATE DATA FOR THE FORM : CEPD 8184 Quantitative Research Report Rubric

| Rubric | # Unacceptable | % Unacceptable | # Developing | % Developing | # Proficient | % Proficient | # No Response | % No Response | Total Response | Mean | Median | Mode | Standard Deviation |
|-------------------------------------------------------------|----------------|----------------|--------------|--------------|--------------|--------------|---------------|---------------|----------------|------|--------|------|--------------------|
| Ed.S. LO 2: Compute and interpret descriptive statistics | 0 | 0% | 2 | 12.5% | 14 | 87.5% | 0 | 0% | 16 | 2.88 | 3 | 3 | 0.33 |
| Ed.S. LO 2 Recognize implications for counseling profession | 0 | 0% | 0 | 0% | 16 | 100% | 0 | 0% | 16 | 3 | 3 | 3 | 0 |
| Total/Percentage | 0 | 0% | 2 | 6.25% | 30 | 93.75% | 0 | 0% | 32 | | | | |

CEPD 8185 PROFESSIONAL RESEARCH WRITING PUBLISHABLE MANUSCRIPT RUBRIC

| Term | Course Number | Course Title | Section | CourseWork Name | Assessment Tool (s) | Number of students that received this coursework | Number of students who have submitted this coursework | Number of students who have not submitted this coursework | Number of students who have been assessed for this coursework |
|--------------------|---------------|-------------------------------|---------|--------------------------------------------|-----------------------------------------------------------------------|--------------------------------------------------|-------------------------------------------------------|-----------------------------------------------------------|---------------------------------------------------------------|
| Fall Semester 2019 | CEPD 8185 | Professional Research Writing | E01 | CEPD 8185 Publishable Manuscript Fall 2019 | CEPD 8185 Professional Research Writing Publishable Manuscript Rubric | 20 | 19 | 1 | 18 |

THE TABLES BELOW CONTAIN AGGREGATE DATA FOR THE FORM : CEPD 8185 Professional Research Writing Publishable Manuscript Rubric

| Rubric | # Unacceptable | % Unacceptable | # Developing | % Developing | # Proficient | % Proficient | # Exemplary | % Exemplary | # No Response | % No Response | Total Response | Mean | Median | Mode | Standard Deviation |
|------------------------------------------|----------------|----------------|--------------|--------------|--------------|--------------|-------------|-------------|---------------|---------------|----------------|------|--------|------|--------------------|
| APA Format/Professional Writing Tone | 0 | 0% | 0 | 0% | 15 | 83.33% | 3 | 16.67% | 0 | 0% | 18 | 3.17 | 3 | 3 | 0.37 |
| Introduction | 0 | 0% | 0 | 0% | 0 | 0% | 18 | 100% | 0 | 0% | 18 | 4 | 4 | 4 | 0 |
| Literature Review | 0 | 0% | 0 | 0% | 1 | 5.56% | 17 | 94.44% | 0 | 0% | 18 | 3.94 | 4 | 4 | 0.23 |
| Methods/Conceptual Framework | 0 | 0% | 0 | 0% | 14 | 77.78% | 4 | 22.22% | 0 | 0% | 18 | 3.22 | 3 | 3 | 0.42 |
| Recommendations and Implications Section | 0 | 0% | 0 | 0% | 1 | 5.56% | 17 | 94.44% | 0 | 0% | 18 | 3.94 | 4 | 4 | 0.23 |
| Conclusion | 0 | 0% | 0 | 0% | 0 | 0% | 18 | 100% | 0 | 0% | 18 | 4 | 4 | 4 | 0 |
| References/Citations | 0 | 0% | 0 | 0% | 0 | 0% | 18 | 100% | 0 | 0% | 18 | 4 | 4 | 4 | 0 |
| Total/Percentage | 0 | 0% | 0 | 0% | 31 | 24.6% | 95 | 75.4% | 0 | 0% | 126 | | | | |

CEPD 8194 MIXED METHODS RESEARCH REPORT

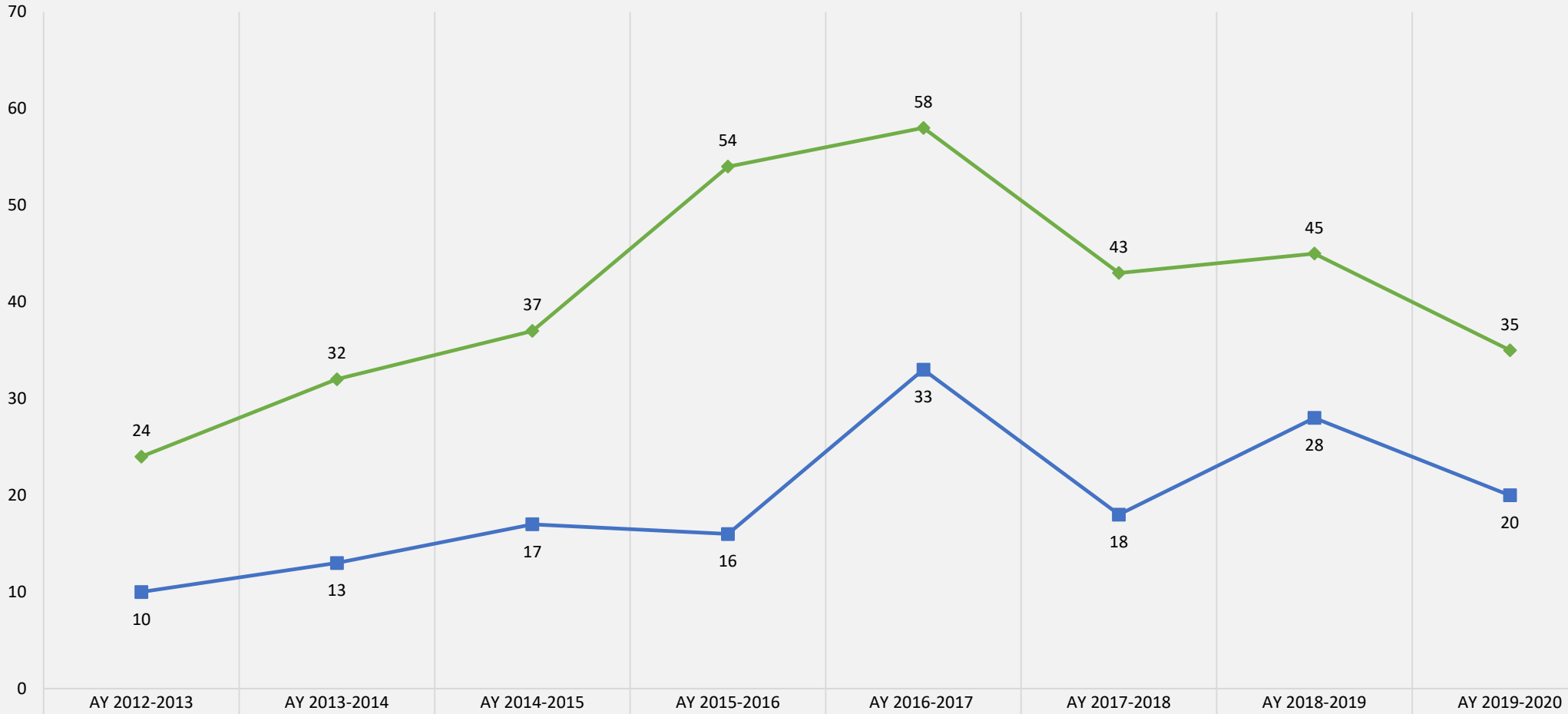
| Term | Course Number | Course Title | Section | CourseWork Name | Assessment Tool (s) | Number of students that received this coursework | Number of students who have submitted this coursework | Number of students who have not submitted this coursework | Number of students who have been assessed for this coursework |
|----------------------|---------------|-------------------------------|---------|--------------------------------------------|-----------------------------------------|--------------------------------------------------|-------------------------------------------------------|-----------------------------------------------------------|---------------------------------------------------------------|
| Spring Semester 2020 | CEPD 8194 | Resch: Mixed Methods Analysis | E01 | CEPD 8194 Data Research Report Spring 2020 | CEPD 8194 Mixed Methods Research Report | 17 | 16 | 1 | 16 |

THE TABLES BELOW CONTAIN AGGREGATE DATA FOR THE FORM : CEPD 8194 Mixed Methods Research Report

| Rubric: | # Unacceptable | % Unacceptable | # Developing | % Developing | # Proficient | % Proficient | # Exemplary | % Exemplary | # No Response | % No Response | Total Response | Mean | Median | Mode | Standard Deviation |
|--------------------------------------------------------------------------------------------------------------------|----------------|----------------|--------------|--------------|--------------|--------------|-------------|-------------|---------------|---------------|----------------|------|--------|------|--------------------|
| Ed.S. LO 2: Apply relevant research findings to inform the practice of counseling settings | 0 | 0% | 0 | 0% | 6 | 37.5% | 10 | 62.5% | 0 | 0% | 16 | 3.62 | 4 | 4 | 0.48 |
| Ed.S. LO 2: Differentiate between quantitative, qualitative, and mixed methods research designs | 0 | 0% | 0 | 0% | 6 | 37.5% | 10 | 62.5% | 0 | 0% | 16 | 3.62 | 4 | 4 | 0.48 |
| Ed.S. LO 2: Recognize important ethical considerations in conducting research with human subjects | 0 | 0% | 0 | 0% | 5 | 31.25% | 11 | 68.75% | 0 | 0% | 16 | 3.69 | 4 | 4 | 0.46 |
| Ed.S. LO 2: Collect, compute, and interpret descriptive and inferential statistics | 0 | 0% | 0 | 0% | 13 | 81.25% | 3 | 18.75% | 0 | 0% | 16 | 3.19 | 3 | 3 | 0.39 |
| Ed.S. LO 2: Collect, analyze, and interpret qualitative data | 0 | 0% | 0 | 0% | 13 | 81.25% | 3 | 18.75% | 0 | 0% | 16 | 3.19 | 3 | 3 | 0.39 |
| Ed.S. LO 2: Prepare a research report to include findings and interpretations of quantitative and qualitative data | 0 | 0% | 0 | 0% | 15 | 93.75% | 1 | 6.25% | 0 | 0% | 16 | 3.06 | 3 | 3 | 0.24 |
| Total/Percentage | 0 | 0% | 0 | 0% | 58 | 60.42% | 38 | 39.58% | 0 | 0% | 96 | | | | |

ENROLLMENT AND GRADUATION

ED.S. IN PROFESSIONAL COUNSELING AND SUPERVISION ENROLLMENT & GRADUATION DATA TRENDS

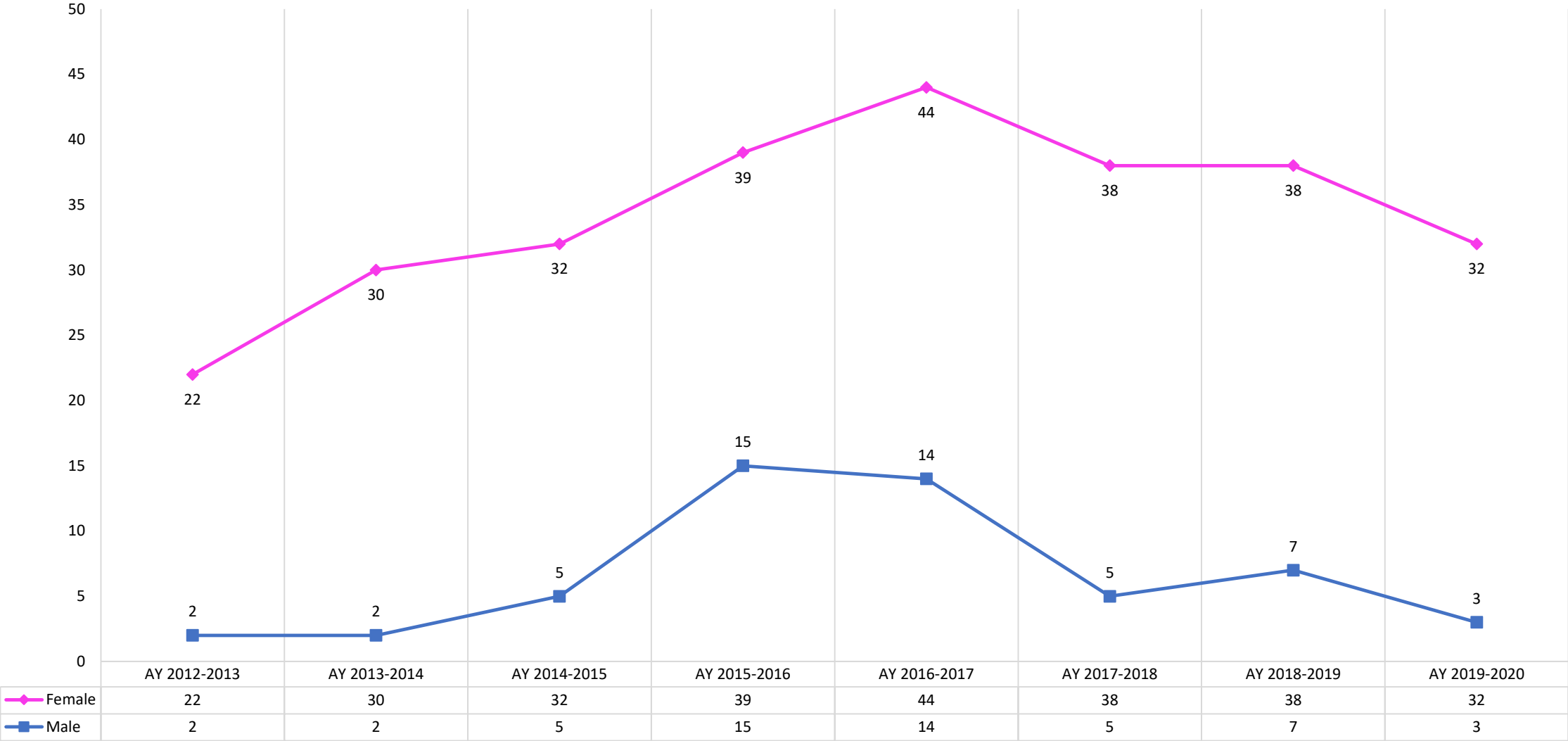


ENROLLED
GRADUATES

| | | | | | | | |
|----|----|----|----|----|----|----|----|
| 24 | 32 | 37 | 54 | 58 | 43 | 45 | 35 |
| 10 | 13 | 17 | 16 | 33 | 18 | 28 | 20 |

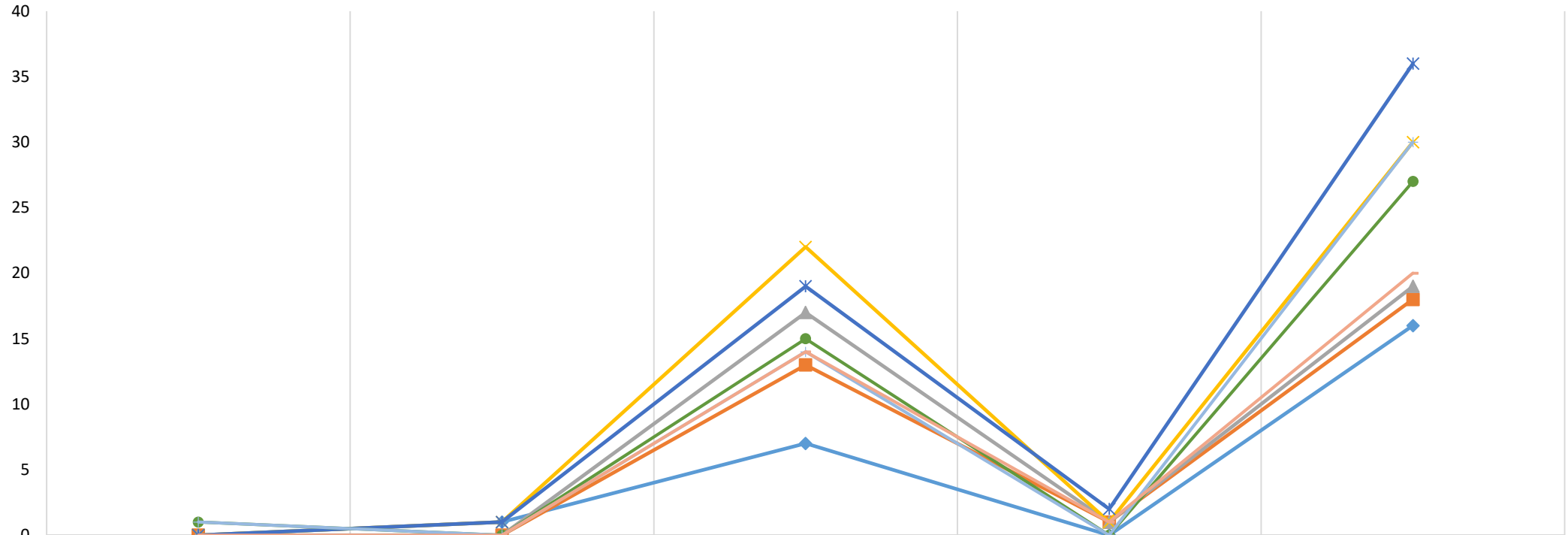
ENROLLMENT GENDER TRENDS

ENROLLMENT GENDER TRENDS FOR ED.S. PROFESSIONAL COUNSELING & SUPERVISION



ENROLLMENT ETHNICITY TRENDS

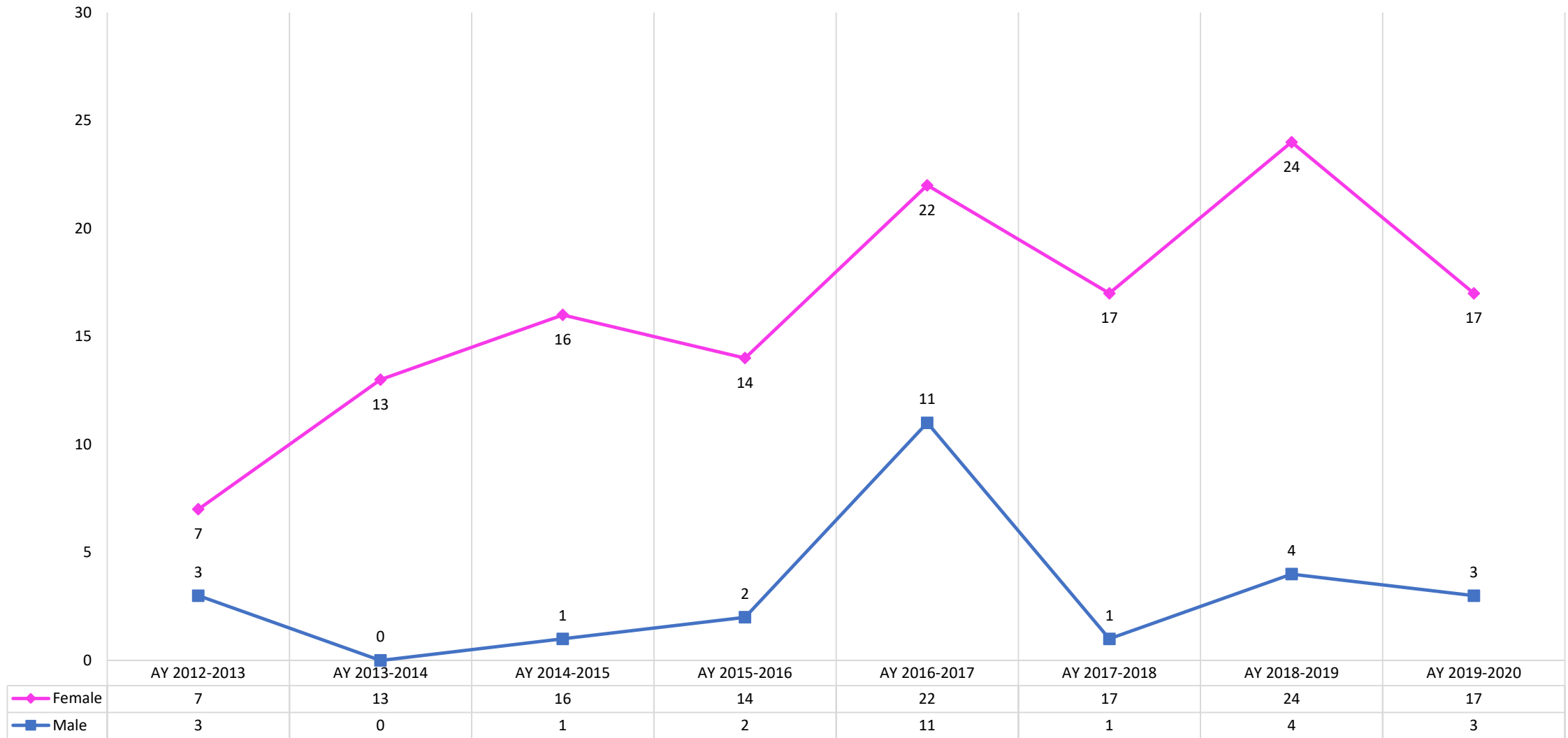
ENROLLMENT ETHNICITY TRENDS FOR ED.S. PROFESSIONAL COUNSELING & SUPERVISION



| | American Indian or Alaskan Native | Asian | Black | Unknown | White |
|--------------|-----------------------------------|-------|-------|---------|-------|
| AY 2012-2013 | 0 | 1 | 7 | 0 | 16 |
| AY 2013-2014 | 0 | 0 | 13 | 1 | 18 |
| AY 2014-2015 | 0 | 0 | 17 | 1 | 19 |
| AY 2015-2016 | 0 | 1 | 22 | 1 | 30 |
| AY 2016-2017 | 0 | 1 | 19 | 2 | 36 |
| AY 2017-2018 | 1 | 0 | 15 | 0 | 27 |
| AY 2018-2019 | 1 | 0 | 14 | 0 | 30 |
| AY 2019-2020 | 0 | 0 | 14 | 1 | 20 |

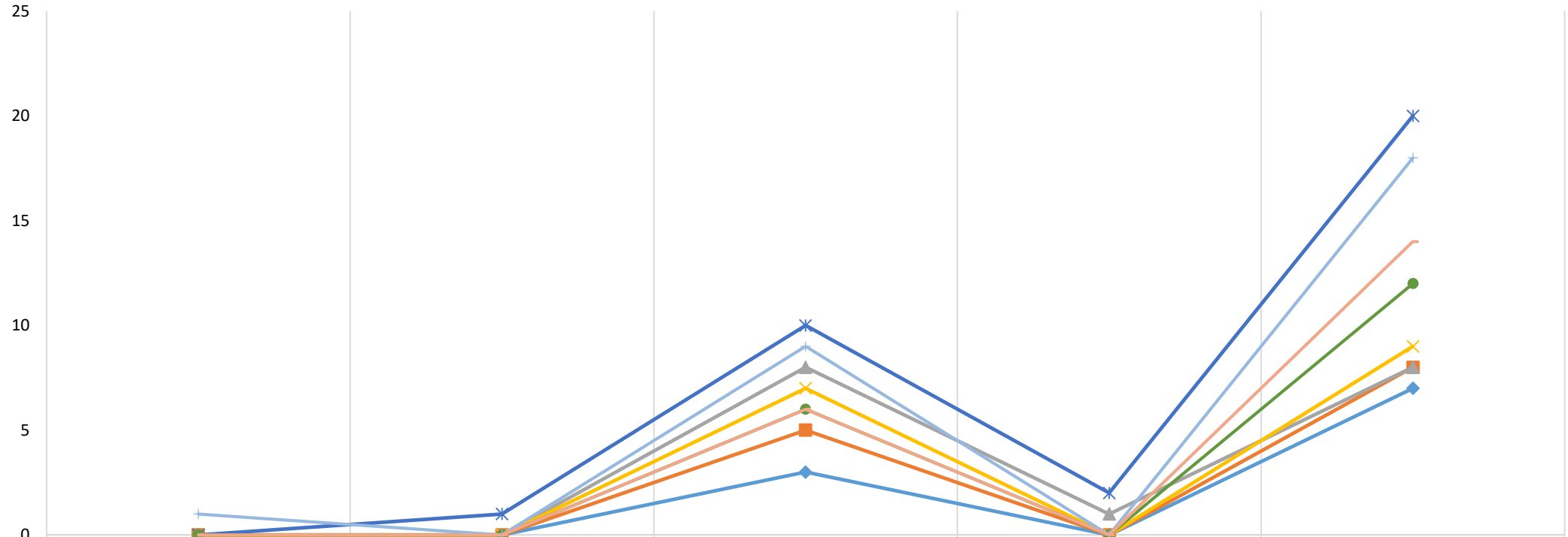
GRADUATE GENDER TRENDS

GRADUATE GENDER TRENDS FOR ED.S. PROFESSIONAL COUNSELING & SUPERVISION



GRADAUTE ETHNICITY TRENDS

GRADUATE ETHNICITY TRENDS FOR ED.S. PROFESSIONAL COUNSELING & SUPERVISOR

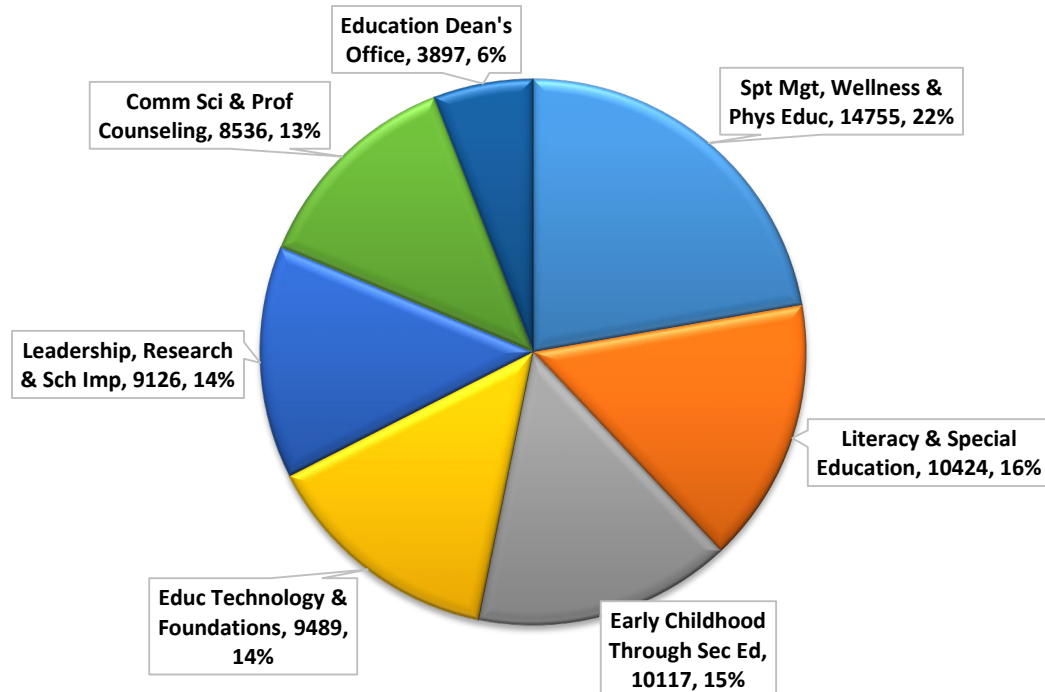


| | American Indian or Alaskan Native | Asian | Black | Unknown | White |
|--------------|-----------------------------------|-------|-------|---------|-------|
| AY 2012-2013 | 0 | 0 | 3 | 0 | 7 |
| AY 2013-2014 | 0 | 0 | 5 | 0 | 8 |
| AY 2014-2015 | 0 | 0 | 8 | 1 | 8 |
| AY 2015-2016 | 0 | 0 | 7 | 0 | 9 |
| AY 2016-2017 | 0 | 1 | 10 | 2 | 20 |
| AY 2017-2018 | 0 | 0 | 6 | 0 | 12 |
| AY 2018-2019 | 1 | 0 | 9 | 0 | 18 |
| AY 2019-2020 | 0 | 0 | 6 | 0 | 14 |

CREDIT HOUR PRODUCTION

| TERM | SUMMER 2019 | | | FALL 2019 | | | SPRING 2020 | | | Total by ROWS | | |
|---------------------------------------|-------------|------------|-------------|-------------|-------------|-------------|-------------|-------------|-------------|---------------|-------------|-------------|
| | ENRL | MAX_ENRL | CRED_HRS | ENRL | MAX_ENRL | CRED_HRS | ENRL | MAX_ENRL | CRED_HRS | ENRL | MAX_ENRL | CRED_HRS |
| Spt Mgt, Wellness & Phys Educ | 698 | 858 | 2054 | 2276 | 2392 | 6194 | 2381 | 2388 | 6507 | 5355 | 5638 | 14755 |
| Literacy & Special Education | 811 | 1127 | 2271 | 1464 | 1846 | 4359 | 1305 | 1640 | 3794 | 3580 | 4613 | 10424 |
| Early Childhood Through Sec Ed | 807 | 935 | 2410 | 1402 | 2179 | 3575 | 1415 | 1794 | 4132 | 3624 | 4908 | 10117 |
| Educ Technology & Foundations | 836 | 821 | 2508 | 1194 | 1282 | 3582 | 1164 | 1350 | 3399 | 3194 | 3453 | 9489 |
| Leadership, Research & Sch Imp | 975 | 1063 | 2881 | 1039 | 1153 | 3072 | 1074 | 1336 | 3173 | 3088 | 3552 | 9126 |
| Comm Sci & Prof Counseling | 540 | 685 | 1682 | 1152 | 1363 | 3576 | 1071 | 1520 | 3278 | 2763 | 3568 | 8536 |
| Education Dean's Office | 209 | 230 | 627 | 529 | 615 | 1587 | 561 | 615 | 1683 | 1299 | 1460 | 3897 |

CREDIT HOUR PRODUCTION FOR COLLEGE OF EDUCATION FOR AY 19-20 BY DEPARTMENT



CREDIT HOUR PRODUCTION FOR COMMUNICATION SCIENCE & PROFESSIONAL COUNSELING BY TERM

