



COLLEGE OF EDUCATION

Innovation in Teaching, Leadership, and Wellness

DATA PROGRAM REPORTS

B.S. HEALTH AND COMMUNITY WELLNESS

UNIVERSITY OF WEST GEORGIA

FALL 2020 | SPRING 2021 | SUMMER 2021

CMWL 3220 HEALTH EDUCATION/PROMOTION RUBRIC

| Term | Course Number | Course Title | Section | CourseWork Name | Assessment Tool (s) | Number of students that received this coursework | Number of students who have submitted this coursework | Number of students who have not submitted this coursework | Number of students who have been assessed for this coursework |
|--------------------|---------------|-------------------------------|---------|---|--|--|---|---|---|
| Fall Semester 2020 | CMWL 3220 | Prnc & Fnd Hlth Prmtn, Ed, Ev | 01 | CMWL 3220 Health Education/Promotion Assignment Fall 2020 | CMWL 3220 Health Education/Promotion Rubric 5.6.19 | 26 | 26 | 0 | 26 |
| Fall Semester 2020 | CMWL 3220 | Prnc & Fnd Hlth Prmtn, Ed, Ev | 02 | CMWL 3220 Health Education/Promotion Assignment Fall 2020 | CMWL 3220 Health Education/Promotion Rubric 5.6.19 | 29 | 27 | 2 | 27 |

THE TABLES BELOW CONTAIN AGGREGATE DATA FOR THE FORM : CMWL 3220 Health Education/Promotion Rubric 5.6.19

| Performance Indicators | # Inadequate | % Inadequate | # Needs Improvement | % Needs Improvement | # Meets Expectations | % Meets Expectations | # Exceeds Expectations | % Exceeds Expectations | # No Response | % No Response | Total Response | Mean | Median | Mode | Standard Deviation |
|---|--------------|--------------|---------------------|---------------------|----------------------|----------------------|------------------------|------------------------|---------------|---------------|----------------|------|--------|------|--------------------|
| Program Rationale and Description (2-3 pages) | 1 | 1.89% | 5 | 9.43% | 29 | 54.72% | 18 | 33.96% | 0 | 0% | 53 | 3.21 | 3 | 3 | 0.68 |
| Goals and Objectives (1/2 page) | 0 | 0% | 10 | 18.87% | 24 | 45.28% | 19 | 35.85% | 0 | 0% | 53 | 3.17 | 3 | 3 | 0.72 |
| Planning Committee (1/2 to 1 page) | 0 | 0% | 7 | 13.46% | 23 | 44.23% | 22 | 42.31% | 1 | 1.89% | 52 | 3.29 | 3 | 3 | 0.69 |
| Theoretical Framework (1 to 2 pages) | 0 | 0% | 7 | 13.21% | 13 | 24.53% | 33 | 62.26% | 0 | 0% | 53 | 3.49 | 4 | 4 | 0.72 |
| Interventions (1 to 2 pages) | 0 | 0% | 3 | 5.77% | 25 | 48.08% | 24 | 46.15% | 1 | 1.89% | 52 | 3.4 | 3 | 3 | 0.6 |
| Implementation Timeline (1 page) | 2 | 3.77% | 10 | 18.87% | 15 | 28.3% | 26 | 49.06% | 0 | 0% | 53 | 3.23 | 3 | 4 | 0.88 |
| Marketing Plan (1 to 2 pages) | 2 | 3.77% | 7 | 13.21% | 23 | 43.4% | 21 | 39.62% | 0 | 0% | 53 | 3.19 | 3 | 3 | 0.8 |
| Evaluation and measurement plan (1 page) | 1 | 1.89% | 8 | 15.09% | 21 | 39.62% | 23 | 43.4% | 0 | 0% | 53 | 3.25 | 3 | 4 | 0.77 |
| Budget and Narrative(1 to 2 pages) | 0 | 0% | 17 | 32.69% | 19 | 36.54% | 16 | 30.77% | 1 | 1.89% | 52 | 2.98 | 3 | 3 | 0.8 |
| References | 3 | 5.66% | 22 | 41.51% | 16 | 30.19% | 12 | 22.64% | 0 | 0% | 53 | 2.7 | 3 | 2 | 0.88 |
| Grammar and spelling | 0 | 0% | 8 | 15.09% | 17 | 32.08% | 28 | 52.83% | 0 | 0% | 53 | 3.38 | 4 | 4 | 0.73 |
| Total/Percentage | 9 | 1.55% | 104 | 17.93% | 225 | 38.79% | 242 | 41.72% | 3 | 0.51% | 580 | | | | |

CMWL 3220 HEALTH EDUCATION/PROMOTION RUBRIC

| Term | Course Number | Course Title | Section | CourseWork Name | Assessment Tool (s) | Number of students that received this coursework | Number of students who have submitted this coursework | Number of students who have not submitted this coursework | Number of students who have been assessed for this coursework |
|----------------------|---------------|-------------------------------|---------|---|--|--|---|---|---|
| Spring Semester 2021 | CMWL 3220 | Prnc & Fnd Hlth Prmtn, Ed, Ev | 01 | CMWL 3220 Health Education/Promotion Assignment Spring 2021 | CMWL 3220 Health Education/Promotion Rubric 5.6.19 | 6 | 6 | 0 | 6 |
| Spring Semester 2021 | CMWL 3220 | Prnc & Fnd Hlth Prmtn, Ed, Ev | 02 | CMWL 3220 Health Education/Promotion Assignment Spring 2021 | CMWL 3220 Health Education/Promotion Rubric 5.6.19 | 28 | 26 | 2 | 26 |

THE TABLES BELOW CONTAIN AGGREGATE DATA FOR THE FORM : CMWL 3220 Health Education/Promotion Rubric 5.6.19

| Performance Indicators | # Inadequate | % Inadequate | # Needs Improvement | % Needs Improvement | # Meets Expectations | % Meets Expectations | # Exceeds Expectations | % Exceeds Expectations | # No Response | % No Response | Total Response | Mean | Median | Mode | Standard Deviation |
|---|--------------|--------------|---------------------|---------------------|----------------------|----------------------|------------------------|------------------------|---------------|---------------|----------------|------|--------|------|--------------------|
| Program Rationale and Description (2-3 pages) | 0 | 0% | 0 | 0% | 7 | 21.88% | 25 | 78.12% | 0 | 0% | 32 | 3.78 | 4 | 4 | 0.41 |
| Goals and Objectives (1/2 page) | 0 | 0% | 4 | 12.5% | 4 | 12.5% | 24 | 75% | 0 | 0% | 32 | 3.62 | 4 | 4 | 0.7 |
| Planning Committee (1/2 to 1 page) | 0 | 0% | 4 | 12.5% | 7 | 21.88% | 21 | 65.62% | 0 | 0% | 32 | 3.53 | 4 | 4 | 0.71 |
| Theoretical Framework (1 to 2 pages) | 0 | 0% | 1 | 3.23% | 0 | 0% | 30 | 96.77% | 1 | 3.12% | 31 | 3.94 | 4 | 4 | 0.35 |
| Interventions (1 to 2 pages) | 0 | 0% | 1 | 3.12% | 14 | 43.75% | 17 | 53.12% | 0 | 0% | 32 | 3.5 | 4 | 4 | 0.56 |
| Implementation Timeline (1 page) | 1 | 3.12% | 2 | 6.25% | 10 | 31.25% | 19 | 59.38% | 0 | 0% | 32 | 3.47 | 4 | 4 | 0.75 |
| Marketing Plan (1 to 2 pages) | 1 | 3.12% | 2 | 6.25% | 2 | 6.25% | 27 | 84.38% | 0 | 0% | 32 | 3.72 | 4 | 4 | 0.72 |
| Evaluation and measurement plan (1 page) | 0 | 0% | 6 | 18.75% | 10 | 31.25% | 16 | 50% | 0 | 0% | 32 | 3.31 | 3.5 | 4 | 0.77 |
| Budget and Narrative(1 to 2 pages) | 0 | 0% | 20 | 62.5% | 2 | 6.25% | 10 | 31.25% | 0 | 0% | 32 | 2.69 | 2 | 2 | 0.92 |
| References | 1 | 3.12% | 20 | 62.5% | 8 | 25% | 3 | 9.38% | 0 | 0% | 32 | 2.41 | 2 | 2 | 0.7 |
| Grammar and spelling | 0 | 0% | 9 | 28.12% | 9 | 28.12% | 14 | 43.75% | 0 | 0% | 32 | 3.16 | 3 | 4 | 0.83 |
| Total/Percentage | 3 | 0.85% | 69 | 19.66% | 73 | 20.8% | 206 | 58.69% | 1 | 0.28% | 351 | | | | |

CMWL 4000 FINAL PROJECT RUBRIC

| Term | Course Number | Course Title | Section | CourseWork Name | Assessment Tool (s) | Number of students that received this coursework | Number of students who have submitted this coursework | Number of students who have not submitted this coursework | Number of students who have been assessed for this coursework |
|--------------------|---------------|-------------------------------|---------|-----------------------------------|--------------------------------|--|---|---|---|
| Fall Semester 2020 | CMWL 4000 | Exer & Well Prog for Spec Pop | E01 | CMWL 4000 Final Project Fall 2020 | CMWL 4000 Final Project Rubric | 31 | 31 | 0 | 31 |

THE TABLES BELOW CONTAIN AGGREGATE DATA FOR THE FORM : CMWL 4000 Final Project Rubric

| Rubric | # Inadequate (Not included) | % Inadequate (Not included) | # Needs Improvements (Included with No Detail) | % Needs Improvements (Included with No Detail) | # Meets Expectations (Included with Limited Detail) | % Meets Expectations (Included with Limited Detail) | # Exceeds Expectations (Included with Full Detail) | % Exceeds Expectations (Included with Full Detail) | # No Response | % No Response | Total Response | Mean | Median | Mode | Standard Deviation |
|--|-----------------------------|-----------------------------|--|--|---|---|--|--|---------------|---------------|----------------|-------|--------|------|--------------------|
| Waivers | 3 | 9.68% | 0 | 0% | 9 | 29.03% | 19 | 61.29% | 0 | 0% | 31 | 3.42 | 4 | 4 | 0.91 |
| Interview x3 | 1 | 3.23% | 0 | 0% | 8 | 25.81% | 22 | 70.97% | 0 | 0% | 31 | 9.39 | 12 | 12 | 3.24 |
| PAVS x2 | 4 | 12.9% | 0 | 0% | 1 | 3.23% | 26 | 83.87% | 0 | 0% | 31 | 6.39 | 8 | 8 | 2.3 |
| PAR-Q and Exertional Symptoms x2 | 1 | 3.23% | 3 | 9.68% | 7 | 22.58% | 20 | 64.52% | 0 | 0% | 31 | 6.23 | 6 | 8 | 1.93 |
| Physical Function x2 | 3 | 9.68% | 14 | 45.16% | 1 | 3.23% | 13 | 41.94% | 0 | 0% | 31 | 4.84 | 4 | 4 | 2.02 |
| Assessments x2 | 2 | 6.45% | 9 | 29.03% | 1 | 3.23% | 19 | 61.29% | 0 | 0% | 31 | 5.61 | 4 | 4 | 2.12 |
| Referral | 3 | 9.68% | 0 | 0% | 3 | 9.68% | 25 | 80.65% | 0 | 0% | 31 | 3.61 | 4 | 4 | 0.9 |
| Monitoring/Tracking | 4 | 12.9% | 0 | 0% | 6 | 19.35% | 21 | 67.74% | 0 | 0% | 31 | 3.42 | 4 | 4 | 1.01 |
| FITT Exercise Program: Cardiorespiratory Training x4 | 2 | 6.45% | 0 | 0% | 8 | 25.81% | 21 | 67.74% | 0 | 0% | 31 | 11.87 | 12 | 16 | 4.92 |
| FITT Exercise Program: Resistance Training x4 | 5 | 16.13% | 1 | 3.23% | 10 | 32.26% | 15 | 48.39% | 0 | 0% | 31 | 10.19 | 12 | 4 | 4.96 |
| Exercise Explanation and References x3 | 2 | 6.45% | 0 | 0% | 9 | 29.03% | 20 | 64.52% | 0 | 0% | 31 | 9 | 9 | 12 | 3.35 |
| Total/Percentage | 30 | 8.8% | 27 | 7.92% | 63 | 18.48% | 221 | 64.81% | 0 | 0% | 341 | | | | |

CMWL 4000 FINAL PROJECT RUBRIC

| Term | Course Number | Course Title | Section | CourseWork Name | Assessment Tool (s) | Number of students that received this coursework | Number of students who have submitted this coursework | Number of students who have not submitted this coursework | Number of students who have been assessed for this coursework |
|----------------------|---------------|-------------------------------|---------|-------------------------------------|--------------------------------|--|---|---|---|
| Spring Semester 2021 | CMWL 4000 | Exer & Well Prog for Spec Pop | 91 | CMWL 4000 Final Project Spring 2021 | CMWL 4000 Final Project Rubric | 8 | 8 | 0 | 8 |
| Spring Semester 2021 | CMWL 4000 | Exer & Well Prog for Spec Pop | E01 | CMWL 4000 Final Project Spring 2021 | CMWL 4000 Final Project Rubric | 28 | 25 | 3 | 25 |

THE TABLES BELOW CONTAIN AGGREGATE DATA FOR THE FORM : CMWL 4000 Final Project Rubric

| Rubric | # Inadequate (Not included) | % Inadequate (Not included) | # Needs Improvements (Included with No Detail) | % Needs Improvements (Included with No Detail) | # Meets Expectations (Included with Limited Detail) | % Meets Expectations (Included with Limited Detail) | # Exceeds Expectations (Included with Full Detail) | % Exceeds Expectations (Included with Full Detail) | # No Response | % No Response | Total Response | Mean | Median | Mode | Standard Deviation |
|--|-----------------------------|-----------------------------|--|--|---|---|--|--|---------------|---------------|----------------|------|--------|------|--------------------|
| Waivers | 1 | 3.03% | 0 | 0% | 0 | 0% | 32 | 96.97% | 0 | 0% | 33 | 3.91 | 4 | 4 | 0.51 |
| Interview x3 | 0 | 0% | 1 | 3.03% | 2 | 6.06% | 30 | 90.91% | 0 | 0% | 33 | 5.7 | 4 | 4 | 3.22 |
| PAVS x2 | 0 | 0% | 0 | 0% | 3 | 9.09% | 30 | 90.91% | 0 | 0% | 33 | 4.82 | 4 | 4 | 1.59 |
| PAR-Q and Exertional Symptoms x2 | 0 | 0% | 2 | 6.06% | 2 | 6.06% | 29 | 87.88% | 0 | 0% | 33 | 4.79 | 4 | 4 | 1.89 |
| Physical Function x2 | 1 | 3.03% | 3 | 9.09% | 2 | 6.06% | 27 | 81.82% | 0 | 0% | 33 | 4.3 | 4 | 4 | 1.11 |
| Assessments x2 | 2 | 6.06% | 1 | 3.03% | 5 | 15.15% | 25 | 75.76% | 0 | 0% | 33 | 4.3 | 4 | 4 | 1.34 |
| Referral | 1 | 3.03% | 1 | 3.03% | 0 | 0% | 31 | 93.94% | 0 | 0% | 33 | 3.85 | 4 | 4 | 0.61 |
| Monitoring/Tracking | 2 | 6.06% | 1 | 3.03% | 1 | 3.03% | 29 | 87.88% | 0 | 0% | 33 | 3.73 | 4 | 4 | 0.79 |
| FITT Exercise Program: Cardiorespiratory Training x4 | 1 | 3.03% | 1 | 3.03% | 7 | 21.21% | 24 | 72.73% | 0 | 0% | 33 | 6 | 4 | 4 | 4.42 |
| FITT Exercise Program: Resistance Training x4 | 1 | 3.03% | 0 | 0% | 9 | 27.27% | 23 | 69.7% | 0 | 0% | 33 | 6.18 | 4 | 4 | 4.57 |
| Exercise Explanation and References x3 | 0 | 0% | 0 | 0% | 15 | 45.45% | 18 | 54.55% | 0 | 0% | 33 | 5.06 | 4 | 4 | 2.52 |
| Total/Percentage | 9 | 2.48% | 10 | 2.75% | 46 | 12.67% | 298 | 82.09% | 0 | 0% | 363 | | | | |

CMWL 4000 FINAL PROJECT RUBRIC

| Term | Course Number | Course Title | Section | CourseWork Name | Assessment Tool (s) | Number of students that received this coursework | Number of students who have submitted this coursework | Number of students who have not submitted this coursework | Number of students who have been assessed for this coursework |
|----------------------|---------------|-------------------------------|---------|-------------------------------------|--------------------------------|--|---|---|---|
| Summer Semester 2021 | CMWL 4000 | Exer & Well Prog for Spec Pop | E01 | CMWL 4000 Final Project Summer 2021 | CMWL 4000 Final Project Rubric | 9 | 7 | 2 | 7 |

THE TABLES BELOW CONTAIN AGGREGATE DATA FOR THE FORM : CMWL 4000 Final Project Rubric

| Rubric | # Inadequate (Not included) | % Inadequate (Not included) | # Needs Improvements (Included with No Detail) | % Needs Improvements (Included with No Detail) | # Meets Expectations (Included with Limited Detail) | % Meets Expectations (Included with Limited Detail) | # Exceeds Expectations (Included with Full Detail) | % Exceeds Expectations (Included with Full Detail) | # No Response | % No Response | Total Response | Mean | Median | Mode | Standard Deviation |
|--|-----------------------------|-----------------------------|--|--|---|---|--|--|---------------|---------------|----------------|------|--------|------|--------------------|
| Waivers | 0 | 0% | 0 | 0% | 0 | 0% | 7 | 100% | 0 | 0% | 7 | 4 | 4 | 4 | 0 |
| Interview x3 | 0 | 0% | 0 | 0% | 0 | 0% | 7 | 100% | 0 | 0% | 7 | 4 | 4 | 4 | 0 |
| PAVS x2 | 0 | 0% | 0 | 0% | 0 | 0% | 7 | 100% | 0 | 0% | 7 | 4 | 4 | 4 | 0 |
| PAR-Q and Exertional Symptoms x2 | 0 | 0% | 0 | 0% | 0 | 0% | 7 | 100% | 0 | 0% | 7 | 4 | 4 | 4 | 0 |
| Physical Function x2 | 1 | 14.29% | 0 | 0% | 0 | 0% | 6 | 85.71% | 0 | 0% | 7 | 3.57 | 4 | 4 | 1.05 |
| Assessments x2 | 0 | 0% | 0 | 0% | 0 | 0% | 7 | 100% | 0 | 0% | 7 | 4 | 4 | 4 | 0 |
| Referral | 0 | 0% | 0 | 0% | 0 | 0% | 7 | 100% | 0 | 0% | 7 | 4 | 4 | 4 | 0 |
| Monitoring/Tracking | 0 | 0% | 0 | 0% | 0 | 0% | 7 | 100% | 0 | 0% | 7 | 4 | 4 | 4 | 0 |
| FITT Exercise Program: Cardiorespiratory Training x4 | 0 | 0% | 0 | 0% | 0 | 0% | 7 | 100% | 0 | 0% | 7 | 4 | 4 | 4 | 0 |
| FITT Exercise Program: Resistance Training x4 | 0 | 0% | 0 | 0% | 0 | 0% | 7 | 100% | 0 | 0% | 7 | 4 | 4 | 4 | 0 |
| Exercise Explanation and References x3 | 0 | 0% | 0 | 0% | 3 | 42.86% | 4 | 57.14% | 0 | 0% | 7 | 3.57 | 4 | 4 | 0.49 |
| Total/Percentage | 1 | 1.3% | 0 | 0% | 3 | 3.9% | 73 | 94.81% | 0 | 0% | 77 | | | | |

CMWL 4102 COMMUNITY PARTNER EVALUATION OF UWG SERVICE -LEARNING STUDENT RUBRIC

| Term | Course Number | Course Title | Section | CourseWork Name | Assessment Tool (s) | Number of students that received this coursework | Number of students who have submitted this coursework | Number of students who have not submitted this coursework | Number of students who have been assessed for this coursework |
|--------------------|---------------|-------------------------------|---------|--|---|--|---|---|---|
| Fall Semester 2020 | CMWL 4102 | Serv Learn in Hlth & Comm Wel | 01 | CMWL 4102 Community Partner Evaluation of UWG Service-Learning Student Fall 2020 | CMWL 4102 Community Partner Evaluation of UWG Service-Learning Student Rubric | 12 | 11 | 1 | 11 |
| Fall Semester 2020 | CMWL 4102 | Serv Learn in Hlth & Comm Wel | 02 | CMWL 4102 Community Partner Evaluation of UWG Service-Learning Student Fall 2020 | CMWL 4102 Community Partner Evaluation of UWG Service-Learning Student Rubric | 17 | 16 | 1 | 16 |

THE TABLES BELOW CONTAIN AGGREGATE DATA FOR THE FORM : CMWL 4102 Community Partner Evaluation of UWG Service-Learning Student Rubric

| Rubric | # Inadequate | % Inadequate | # Needs Improvement | % Needs Improvement | # Meets Expectations | % Meets Expectations | # Exceeds Expectations | % Exceeds Expectations | # No Response | % No Response | Total Response | Mean | Median | Mode | Standard Deviation |
|---|--------------|--------------|---------------------|---------------------|----------------------|----------------------|------------------------|------------------------|---------------|---------------|----------------|------|--------|------|--------------------|
| Was the student's attendance regular? | 0 | 0% | 0 | 0% | 8 | 33.33% | 16 | 66.67% | 3 | 11.11% | 24 | 3.67 | 4 | 4 | 0.47 |
| Was the student's attendance punctual? | 0 | 0% | 0 | 0% | 6 | 26.09% | 17 | 73.91% | 4 | 14.81% | 23 | 3.74 | 4 | 4 | 0.44 |
| If the student missed a scheduled time, was the matter handled responsibly? | 0 | 0% | 0 | 0% | 1 | 8.33% | 11 | 91.67% | 15 | 55.56% | 12 | 3.92 | 4 | 4 | 0.28 |
| SKILLS Was the student helpful as a mentor/teacher? | 0 | 0% | 0 | 0% | 5 | 20% | 20 | 80% | 2 | 7.41% | 25 | 3.8 | 4 | 4 | 0.4 |
| Was the student a thoughtful listener? | 0 | 0% | 0 | 0% | 3 | 11.54% | 23 | 88.46% | 1 | 3.7% | 26 | 3.88 | 4 | 4 | 0.32 |
| Was the student organized with his/her things? | 0 | 0% | 0 | 0% | 6 | 23.08% | 20 | 76.92% | 1 | 3.7% | 26 | 3.77 | 4 | 4 | 0.42 |
| Was the student organized with his/her time while working? | 0 | 0% | 0 | 0% | 7 | 26.92% | 19 | 73.08% | 1 | 3.7% | 26 | 3.73 | 4 | 4 | 0.44 |
| WORKING RELATIONS Did the student cooperate and support staff? | 0 | 0% | 0 | 0% | 3 | 11.54% | 23 | 88.46% | 1 | 3.7% | 26 | 3.88 | 4 | 4 | 0.32 |
| Did the student cooperate and support guests/clients? | 0 | 0% | 0 | 0% | 3 | 14.29% | 18 | 85.71% | 6 | 22.22% | 21 | 3.86 | 4 | 4 | 0.35 |
| Was the student able to accept and integrate criticism? | 0 | 0% | 0 | 0% | 4 | 17.39% | 19 | 82.61% | 4 | 14.81% | 23 | 3.83 | 4 | 4 | 0.38 |
| PERSONAL CHARACTERISTICS Did the student demonstrate resourcefulness? | 0 | 0% | 0 | 0% | 5 | 19.23% | 21 | 80.77% | 1 | 3.7% | 26 | 3.81 | 4 | 4 | 0.39 |
| Did the student demonstrate initiative during service? | 0 | 0% | 0 | 0% | 4 | 16% | 21 | 84% | 2 | 7.41% | 25 | 3.84 | 4 | 4 | 0.37 |
| Did the student demonstrate thoughtfulness of judgment? | 0 | 0% | 0 | 0% | 3 | 11.54% | 23 | 88.46% | 1 | 3.7% | 26 | 3.88 | 4 | 4 | 0.32 |
| Did the student work with enthusiasm and a positive outlook? | 0 | 0% | 0 | 0% | 3 | 11.54% | 23 | 88.46% | 1 | 3.7% | 26 | 3.88 | 4 | 4 | 0.32 |
| Did the student demonstrate patience? | 0 | 0% | 0 | 0% | 5 | 19.23% | 21 | 80.77% | 1 | 3.7% | 26 | 3.81 | 4 | 4 | 0.39 |
| SUMMARY EVALUATION | 0 | 0% | 0 | 0% | 1 | 8.33% | 11 | 91.67% | 15 | 55.56% | 12 | 3.92 | 4 | 4 | 0.28 |
| Total/Percentage | 0 | 0% | 0 | 0% | 67 | 17.96% | 306 | 82.04% | 59 | 13.66% | 373 | | | | |

CMWL 4102 COMMUNITY PARTNER EVALUATION OF UWG SERVICE -LEARNING STUDENT RUBRIC

| Term | Course Number | Course Title | Section | CourseWork Name | Assessment Tool (s) | Number of students that received this coursework | Number of students who have submitted this coursework | Number of students who have not submitted this coursework | Number of students who have been assessed for this coursework |
|----------------------|---------------|-------------------------------|---------|--|---|--|---|---|---|
| Spring Semester 2021 | CMWL 4102 | Serv Learn in Hlth & Comm Wel | 01 | CMWL 4102 Community Partner Evaluation of UWG Service-Learning Student Spring 2021 | CMWL 4102 Community Partner Evaluation of UWG Service-Learning Student Rubric | 23 | 22 | 1 | 22 |
| Spring Semester 2021 | CMWL 4102 | Serv Learn in Hlth & Comm Wel | 02 | CMWL 4102 Community Partner Evaluation of UWG Service-Learning Student Spring 2021 | CMWL 4102 Community Partner Evaluation of UWG Service-Learning Student Rubric | 19 | 19 | 0 | 19 |

THE TABLES BELOW CONTAIN AGGREGATE DATA FOR THE FORM : CMWL 4102 Community Partner Evaluation of UWG Service-Learning Student Rubric

| Rubric | # Inadequate | % Inadequate | # Needs Improvement | % Needs Improvement | # Meets Expectations | % Meets Expectations | # Exceeds Expectations | % Exceeds Expectations | # No Response | % No Response | Total Response | Mean | Median | Mode | Standard Deviation |
|--|--------------|--------------|---------------------|---------------------|----------------------|----------------------|------------------------|------------------------|---------------|---------------|----------------|------|--------|------|--------------------|
| Was the student's attendance regular? | 0 | 0% | 2 | 5.13% | 4 | 10.26% | 33 | 84.62% | 2 | 4.88% | 39 | 3.79 | 4 | 4 | 0.52 |
| Was the student's attendance punctual? | 0 | 0% | 2 | 5.13% | 8 | 20.51% | 29 | 74.36% | 2 | 4.88% | 39 | 3.69 | 4 | 4 | 0.56 |
| If the student missed a scheduled time, was the matter handled responsibly? | 0 | 0% | 2 | 9.52% | 0 | 0% | 19 | 90.48% | 20 | 48.78% | 21 | 3.81 | 4 | 4 | 0.59 |
| SKILLS Was the student helpful as a mentor/teacher? | 0 | 0% | 1 | 2.78% | 5 | 13.89% | 30 | 83.33% | 5 | 12.2% | 36 | 3.81 | 4 | 4 | 0.46 |
| Was the student a thoughtful listener? | 0 | 0% | 0 | 0% | 5 | 12.2% | 36 | 87.8% | 0 | 0% | 41 | 3.88 | 4 | 4 | 0.33 |
| Was the student organized with his/her things? | 0 | 0% | 0 | 0% | 10 | 24.39% | 31 | 75.61% | 0 | 0% | 41 | 3.76 | 4 | 4 | 0.43 |
| Was the student organized with his/her time while working? | 0 | 0% | 3 | 7.32% | 10 | 24.39% | 28 | 68.29% | 0 | 0% | 41 | 3.61 | 4 | 4 | 0.62 |
| WORKING RELATIONS Did the student cooperate and support staff? | 0 | 0% | 1 | 2.44% | 6 | 14.63% | 34 | 82.93% | 0 | 0% | 41 | 3.8 | 4 | 4 | 0.45 |
| Did the student cooperate and support guests/clients? | 0 | 0% | 0 | 0% | 4 | 10.26% | 35 | 89.74% | 2 | 4.88% | 39 | 3.9 | 4 | 4 | 0.3 |
| Was the student able to accept and integrate criticism? | 0 | 0% | 1 | 2.56% | 8 | 20.51% | 30 | 76.92% | 2 | 4.88% | 39 | 3.74 | 4 | 4 | 0.49 |
| PERSONAL CHARACTERISTICS Did the student demonstrate resourcefulness? | 0 | 0% | 1 | 2.44% | 10 | 24.39% | 30 | 73.17% | 0 | 0% | 41 | 3.71 | 4 | 4 | 0.51 |
| Did the student demonstrate initiative during service? | 0 | 0% | 1 | 2.44% | 6 | 14.63% | 34 | 82.93% | 0 | 0% | 41 | 3.8 | 4 | 4 | 0.45 |
| Did the student demonstrate thoughtfulness of judgment? | 0 | 0% | 3 | 7.32% | 6 | 14.63% | 32 | 78.05% | 0 | 0% | 41 | 3.71 | 4 | 4 | 0.59 |
| Did the student work with enthusiasm and a positive outlook? | 0 | 0% | 2 | 4.88% | 4 | 9.76% | 35 | 85.37% | 0 | 0% | 41 | 3.8 | 4 | 4 | 0.5 |
| Did the student demonstrate patience? | 0 | 0% | 1 | 2.44% | 6 | 14.63% | 34 | 82.93% | 0 | 0% | 41 | 3.8 | 4 | 4 | 0.45 |
| SUMMARY EVALUATION | 0 | 0% | 0 | 0% | 7 | 17.07% | 34 | 82.93% | 0 | 0% | 41 | 3.83 | 4 | 4 | 0.38 |
| Total/Percentage | 0 | 0% | 20 | 3.21% | 99 | 15.89% | 504 | 80.9% | 33 | 5.03% | 623 | | | | |

CMWL 4102 SERVICE LEARNING RUBRIC

| Term | Course Number | Course Title | Section | CourseWork Name | Assessment Tool (s) | Number of students that received this coursework | Number of students who have submitted this coursework | Number of students who have not submitted this coursework | Number of students who have been assessed for this coursework |
|--------------------|---------------|-------------------------------|---------|---|--|--|---|---|---|
| Fall Semester 2020 | CMWL 4102 | Serv Learn in Hlth & Comm Wel | 01 | CMWL 4102 Service Learning Assignment Fall 2020 | CMWL 4102 Service Learning Rubric 5.3.2020 | 12 | 11 | 1 | 11 |
| Fall Semester 2020 | CMWL 4102 | Serv Learn in Hlth & Comm Wel | 02 | CMWL 4102 Service Learning Assignment Fall 2020 | CMWL 4102 Service Learning Rubric 5.3.2020 | 17 | 17 | 0 | 17 |

THE TABLES BELOW CONTAIN AGGREGATE DATA FOR THE FORM : CMWL 4102 Service Learning Rubric 5.3.2020

| Rubric | # Inadequate | % Inadequate | # Needs Improvement | % Needs Improvement | # Meets Expectations | % Meets Expectations | # Exceeds Expectations | % Exceeds Expectations | # No Response | % No Response | Total Response | Mean | Median | Mode | Standard Deviation |
|---|--------------|--------------|---------------------|---------------------|----------------------|----------------------|------------------------|------------------------|---------------|---------------|----------------|------|--------|------|--------------------|
| Background Information | 3 | 10.71% | 2 | 7.14% | 7 | 25% | 16 | 57.14% | 0 | 0% | 28 | 3.29 | 4 | 4 | 0.99 |
| Student Learning Goals and Objectives | 4 | 14.81% | 4 | 14.81% | 10 | 37.04% | 9 | 33.33% | 1 | 3.57% | 27 | 2.89 | 3 | 3 | 1.03 |
| Mission | 2 | 7.41% | 1 | 3.7% | 10 | 37.04% | 14 | 51.85% | 1 | 3.57% | 27 | 3.33 | 4 | 4 | 0.86 |
| Program Goals and Objectives Score X2 | 0 | 0% | 2 | 7.41% | 12 | 44.44% | 13 | 48.15% | 1 | 3.57% | 27 | 3.41 | 3 | 4 | 0.62 |
| Action Plan and Budget Score X2 | 0 | 0% | 6 | 22.22% | 13 | 48.15% | 8 | 29.63% | 1 | 3.57% | 27 | 3.07 | 3 | 3 | 0.72 |
| Indirect and Direct services | 4 | 14.81% | 1 | 3.7% | 14 | 51.85% | 8 | 29.63% | 1 | 3.57% | 27 | 2.96 | 3 | 3 | 0.96 |
| Journal Entries Score X 4 | 0 | 0% | 3 | 11.11% | 10 | 37.04% | 14 | 51.85% | 1 | 3.57% | 27 | 3.41 | 4 | 4 | 0.68 |
| Letter to Self | 3 | 11.11% | 2 | 7.41% | 9 | 33.33% | 13 | 48.15% | 1 | 3.57% | 27 | 3.19 | 3 | 4 | 0.98 |
| Evaluation from Community Partner Score X 3 | 4 | 16% | 0 | 0% | 3 | 12% | 18 | 72% | 3 | 10.71% | 25 | 3.4 | 4 | 4 | 1.1 |
| Project log of time spent in project | 1 | 3.7% | 4 | 14.81% | 3 | 11.11% | 19 | 70.37% | 1 | 3.57% | 27 | 3.48 | 4 | 4 | 0.88 |
| Final reflection – The Mirror Score X 4 | 2 | 7.41% | 0 | 0% | 7 | 25.93% | 18 | 66.67% | 1 | 3.57% | 27 | 3.52 | 4 | 4 | 0.83 |
| Final reflection – The Microscope Score X 4 | 2 | 7.41% | 0 | 0% | 6 | 22.22% | 19 | 70.37% | 1 | 3.57% | 27 | 3.56 | 4 | 4 | 0.83 |
| Final reflection – The Binoculars Score X 4 | 2 | 7.41% | 1 | 3.7% | 8 | 29.63% | 16 | 59.26% | 1 | 3.57% | 27 | 3.41 | 4 | 4 | 0.87 |
| Presentation | 5 | 18.52% | 0 | 0% | 3 | 11.11% | 19 | 70.37% | 1 | 3.57% | 27 | 3.33 | 4 | 4 | 1.15 |
| Total/Percentage | 32 | 8.49% | 26 | 6.9% | 115 | 30.5% | 204 | 54.11% | 15 | 3.83% | 377 | | | | |

CMWL 4102 SERVICE LEARNING RUBRIC

| Term | Course Number | Course Title | Section | CourseWork Name | Assessment Tool (s) | Number of students that received this coursework | Number of students who have submitted this coursework | Number of students who have not submitted this coursework | Number of students who have been assessed for this coursework |
|----------------------|---------------|-------------------------------|---------|---|--|--|---|---|---|
| Spring Semester 2021 | CMWL 4102 | Serv Learn in Hlth & Comm Wel | 01 | CMWL 4102 Service Learning Assignment Spring 2021 | CMWL 4102 Service Learning Rubric 5.3.2020 | 23 | 23 | 0 | 23 |
| Spring Semester 2021 | CMWL 4102 | Serv Learn in Hlth & Comm Wel | 02 | CMWL 4102 Service Learning Assignment Spring 2021 | CMWL 4102 Service Learning Rubric 5.3.2020 | 19 | 19 | 0 | 19 |

THE TABLES BELOW CONTAIN AGGREGATE DATA FOR THE FORM : CMWL 4102 Service Learning Rubric 5.3.2020

| Rubric | # Inadequate | % Inadequate | # Needs Improvement | % Needs Improvement | # Meets Expectations | % Meets Expectations | # Exceeds Expectations | % Exceeds Expectations | # No Response | % No Response | Total Response | Mean | Median | Mode | Standard Deviation |
|---|--------------|--------------|---------------------|---------------------|----------------------|----------------------|------------------------|------------------------|---------------|---------------|----------------|------|--------|------|--------------------|
| Background Information | 0 | 0% | 9 | 21.43% | 14 | 33.33% | 19 | 45.24% | 0 | 0% | 42 | 3.24 | 3 | 4 | 0.78 |
| Student Learning Goals and Objectives | 0 | 0% | 12 | 28.57% | 5 | 11.9% | 25 | 59.52% | 0 | 0% | 42 | 3.31 | 4 | 4 | 0.89 |
| Mission | 0 | 0% | 0 | 0% | 2 | 4.76% | 40 | 95.24% | 0 | 0% | 42 | 3.95 | 4 | 4 | 0.21 |
| Program Goals and Objectives Score X2 | 0 | 0% | 17 | 40.48% | 4 | 9.52% | 21 | 50% | 0 | 0% | 42 | 3.1 | 3.5 | 4 | 0.95 |
| Action Plan and Budget Score X2 | 0 | 0% | 4 | 9.52% | 9 | 21.43% | 29 | 69.05% | 0 | 0% | 42 | 3.6 | 4 | 4 | 0.66 |
| Indirect and Direct services | 3 | 7.14% | 0 | 0% | 10 | 23.81% | 29 | 69.05% | 0 | 0% | 42 | 3.55 | 4 | 4 | 0.82 |
| Journal Entries Score X 4 | 1 | 2.38% | 3 | 7.14% | 12 | 28.57% | 26 | 61.9% | 0 | 0% | 42 | 3.5 | 4 | 4 | 0.73 |
| Letter to Self | 2 | 4.76% | 1 | 2.38% | 2 | 4.76% | 37 | 88.1% | 0 | 0% | 42 | 3.76 | 4 | 4 | 0.72 |
| Evaluation from Community Partner Score X 3 | 1 | 2.38% | 4 | 9.52% | 8 | 19.05% | 29 | 69.05% | 0 | 0% | 42 | 3.55 | 4 | 4 | 0.76 |
| Project log of time spent in project | 0 | 0% | 2 | 4.88% | 13 | 31.71% | 26 | 63.41% | 1 | 2.38% | 41 | 3.59 | 4 | 4 | 0.58 |
| Final reflection – The Mirror Score X 4 | 1 | 2.38% | 0 | 0% | 4 | 9.52% | 37 | 88.1% | 0 | 0% | 42 | 3.83 | 4 | 4 | 0.53 |
| Final reflection – The Microscope Score X 4 | 1 | 2.38% | 0 | 0% | 5 | 11.9% | 36 | 85.71% | 0 | 0% | 42 | 3.81 | 4 | 4 | 0.55 |
| Final reflection – The Binoculars Score X 4 | 2 | 4.76% | 0 | 0% | 4 | 9.52% | 36 | 85.71% | 0 | 0% | 42 | 3.76 | 4 | 4 | 0.68 |
| Presentation | 3 | 7.14% | 0 | 0% | 2 | 4.76% | 37 | 88.1% | 0 | 0% | 42 | 3.74 | 4 | 4 | 0.79 |
| Total/Percentage | 14 | 2.39% | 52 | 8.86% | 94 | 16.01% | 427 | 72.74% | 1 | 0.17% | 587 | | | | |

CMWL 4102 SERVICE LEARNING RUBRIC

| Term | Course Number | Course Title | Section | CourseWork Name | Assessment Tool (s) | Number of students that received this coursework | Number of students who have submitted this coursework | Number of students who have not submitted this coursework | Number of students who have been assessed for this coursework |
|----------------------|---------------|-------------------------------|---------|---|--|--|---|---|---|
| Summer Semester 2021 | CMWL 4102 | Serv Learn in Hlth & Comm Wel | E01 | CMWL 4102 Service Learning Assignment Summer 2021 | CMWL 4102 Service Learning Rubric 5.3.2020 | 13 | 12 | 1 | 12 |

THE TABLES BELOW CONTAIN AGGREGATE DATA FOR THE FORM : CMWL 4102 Service Learning Rubric 5.3.2020

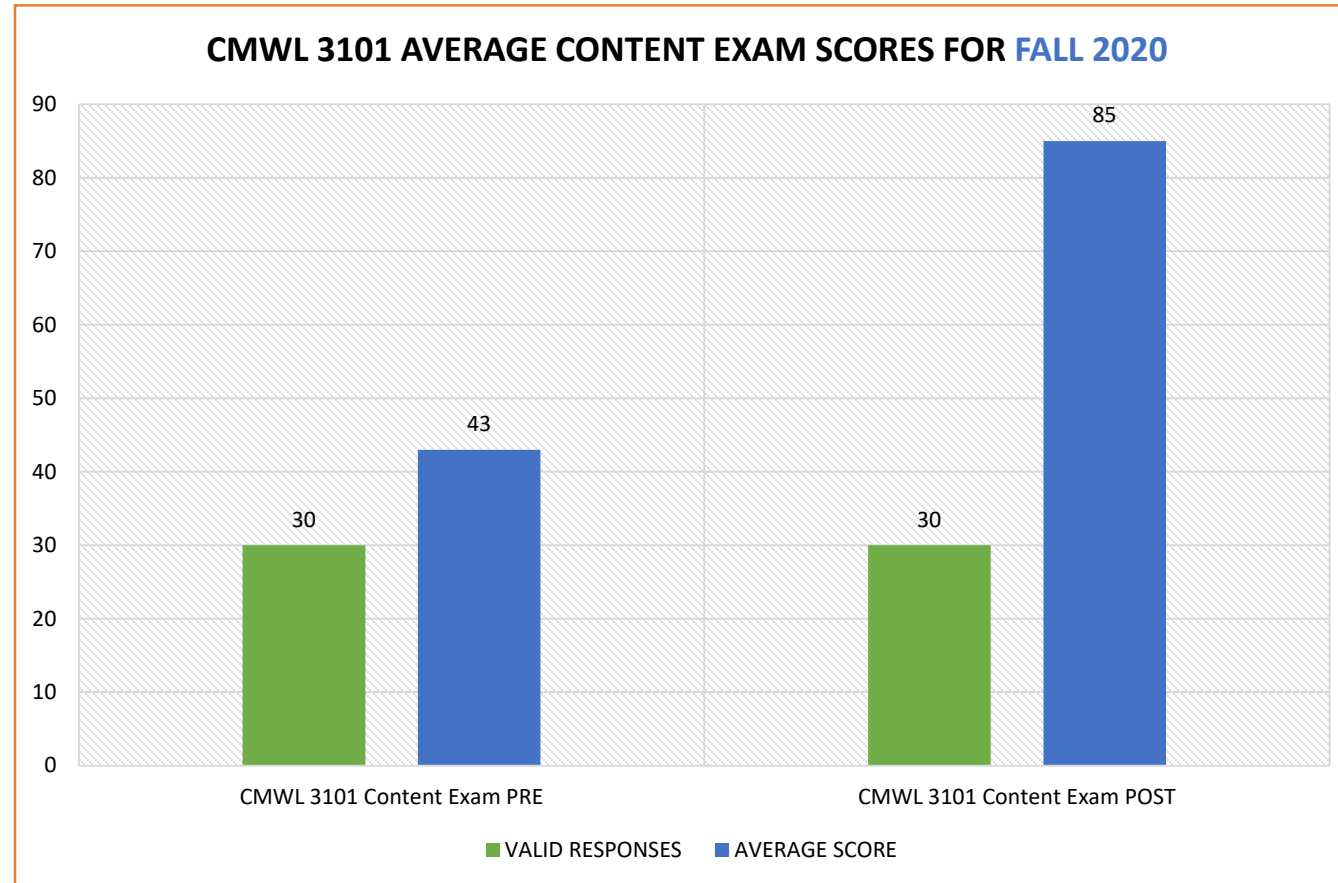
| Rubric | # Inadequate | % Inadequate | # Needs Improvement | % Needs Improvement | # Meets Expectations | % Meets Expectations | # Exceeds Expectations | % Exceeds Expectations | # No Response | % No Response | Total Response | Mean | Median | Mode | Standard Deviation |
|---|--------------|--------------|---------------------|---------------------|----------------------|----------------------|------------------------|------------------------|---------------|---------------|----------------|------|--------|------|--------------------|
| Background Information | 1 | 8.33% | 2 | 16.67% | 5 | 41.67% | 4 | 33.33% | 0 | 0% | 12 | 3 | 3 | 3 | 0.91 |
| Student Learning Goals and Objectives | 2 | 16.67% | 6 | 50% | 3 | 25% | 1 | 8.33% | 0 | 0% | 12 | 2.25 | 2 | 2 | 0.83 |
| Mission | 0 | 0% | 1 | 8.33% | 1 | 8.33% | 10 | 83.33% | 0 | 0% | 12 | 3.75 | 4 | 4 | 0.6 |
| Program Goals and Objectives Score X2 | 2 | 16.67% | 4 | 33.33% | 6 | 50% | 0 | 0% | 0 | 0% | 12 | 2.33 | 2.5 | 3 | 0.75 |
| Action Plan and Budget Score X2 | 1 | 8.33% | 2 | 16.67% | 5 | 41.67% | 4 | 33.33% | 0 | 0% | 12 | 3 | 3 | 3 | 0.91 |
| Indirect and Direct services | 2 | 16.67% | 0 | 0% | 3 | 25% | 7 | 58.33% | 0 | 0% | 12 | 3.25 | 4 | 4 | 1.09 |
| Journal Entries Score X 4 | 1 | 8.33% | 1 | 8.33% | 2 | 16.67% | 8 | 66.67% | 0 | 0% | 12 | 3.42 | 4 | 4 | 0.95 |
| Letter to Self | 0 | 0% | 0 | 0% | 1 | 8.33% | 11 | 91.67% | 0 | 0% | 12 | 3.92 | 4 | 4 | 0.28 |
| Evaluation from Community Partner Score X 3 | 3 | 25% | 0 | 0% | 0 | 0% | 9 | 75% | 0 | 0% | 12 | 3.25 | 4 | 4 | 1.3 |
| Project log of time spent in project | 2 | 16.67% | 0 | 0% | 2 | 16.67% | 8 | 66.67% | 0 | 0% | 12 | 3.33 | 4 | 4 | 1.11 |
| Final reflection – The Mirror Score X 4 | 0 | 0% | 0 | 0% | 4 | 33.33% | 8 | 66.67% | 0 | 0% | 12 | 3.67 | 4 | 4 | 0.47 |
| Final reflection – The Microscope Score X 4 | 0 | 0% | 0 | 0% | 4 | 33.33% | 8 | 66.67% | 0 | 0% | 12 | 3.67 | 4 | 4 | 0.47 |
| Final reflection – The Binoculars Score X 4 | 0 | 0% | 0 | 0% | 4 | 33.33% | 8 | 66.67% | 0 | 0% | 12 | 3.67 | 4 | 4 | 0.47 |
| Presentation | 0 | 0% | 0 | 0% | 1 | 8.33% | 11 | 91.67% | 0 | 0% | 12 | 3.92 | 4 | 4 | 0.28 |
| Total/Percentage | 14 | 8.33% | 16 | 9.52% | 41 | 24.4% | 97 | 57.74% | 0 | 0% | 168 | | | | |

CMWL 3101 AVERAGE CONTENT EXAM SCORES

AY 2020-2021

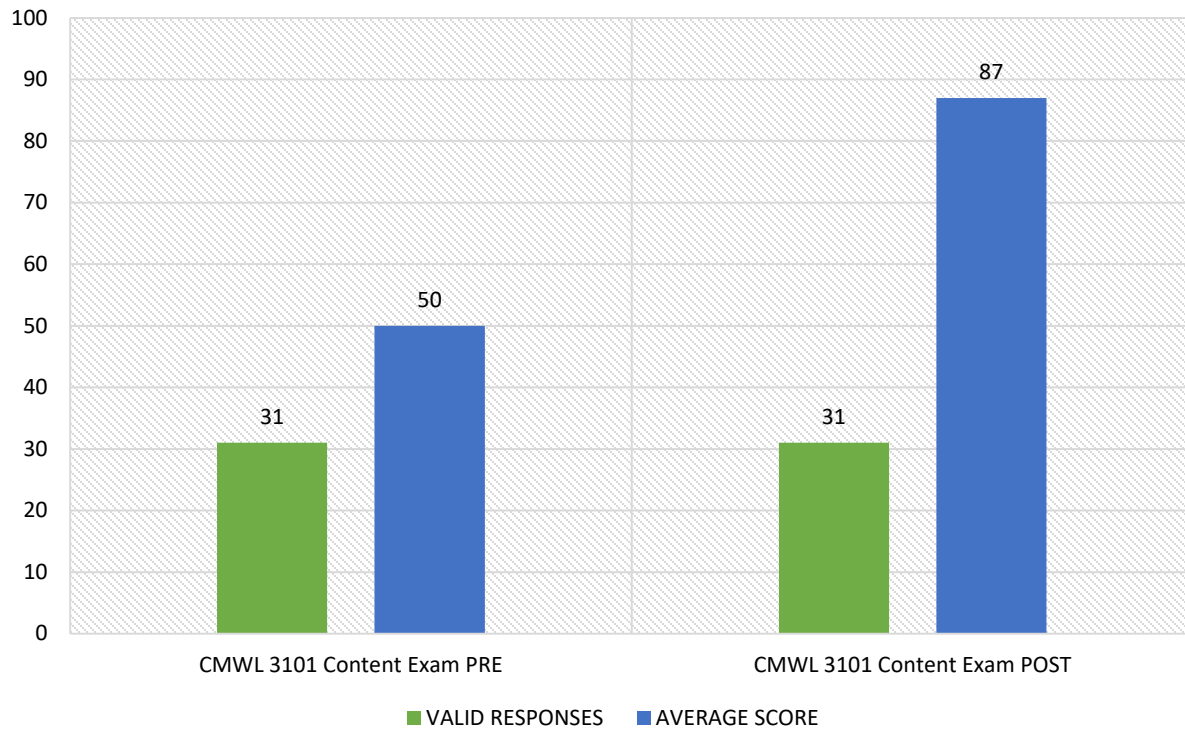
ASSESSOR 1

CMWL 3101 AVERAGE CONTENT EXAM SCORES

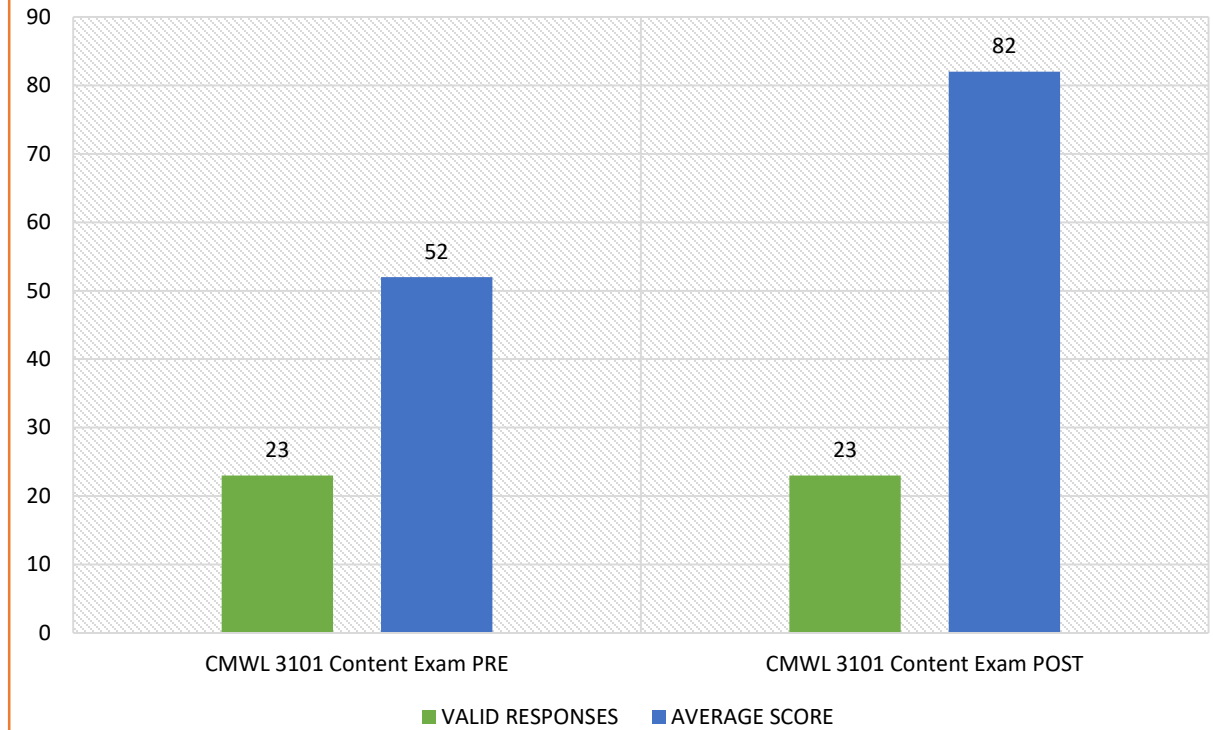


CMWL 3101 AVERAGE CONTENT EXAM SCORES

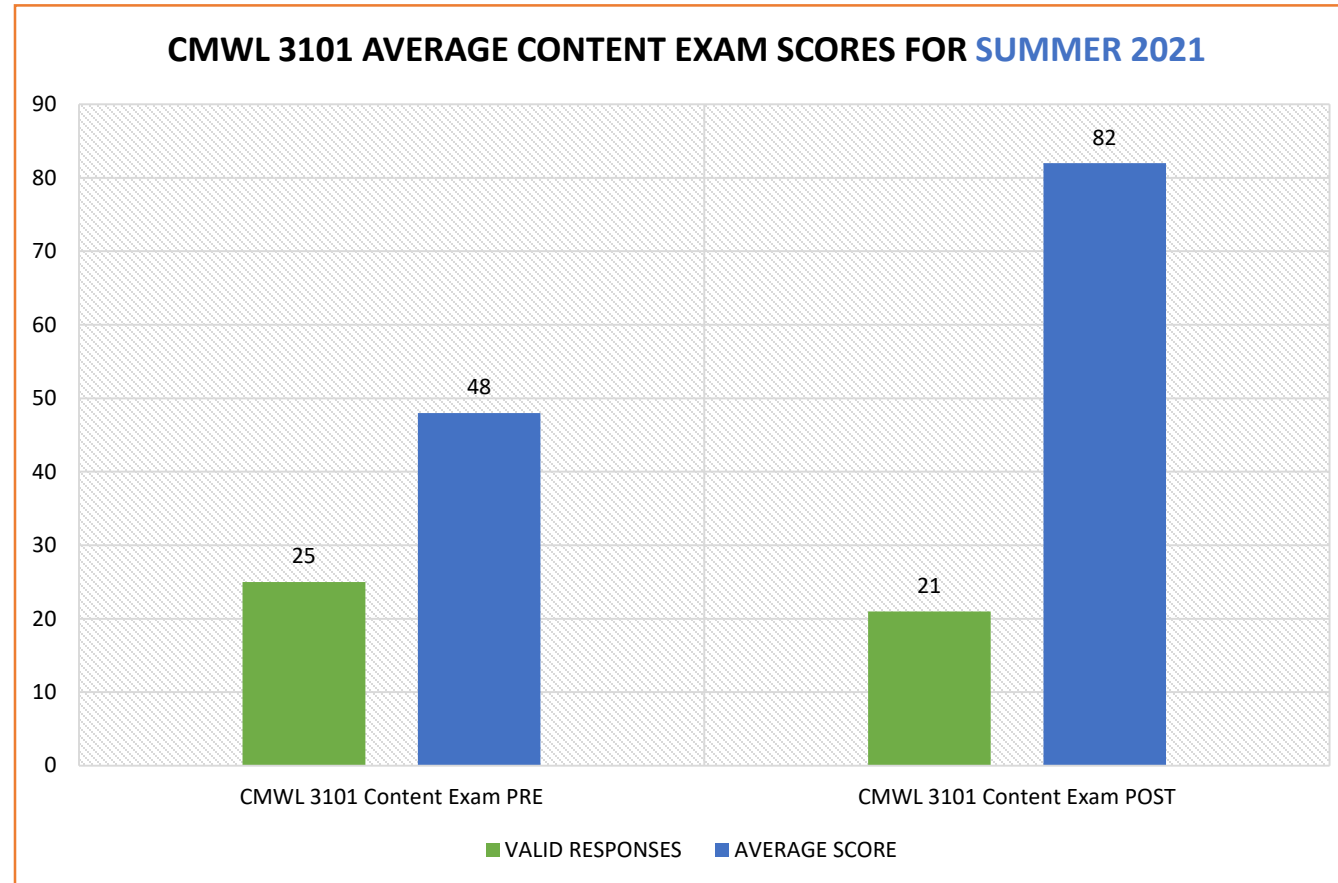
CMWL 3101 AVERAGE CONTENT EXAM SCORES SECTION E01 FOR SPRING 2021



CMWL 3101 AVERAGE CONTENT EXAM SCORES SECTION N91 FOR SPRING 2021



CMWL 3101 AVERAGE CONTENT EXAM SCORES

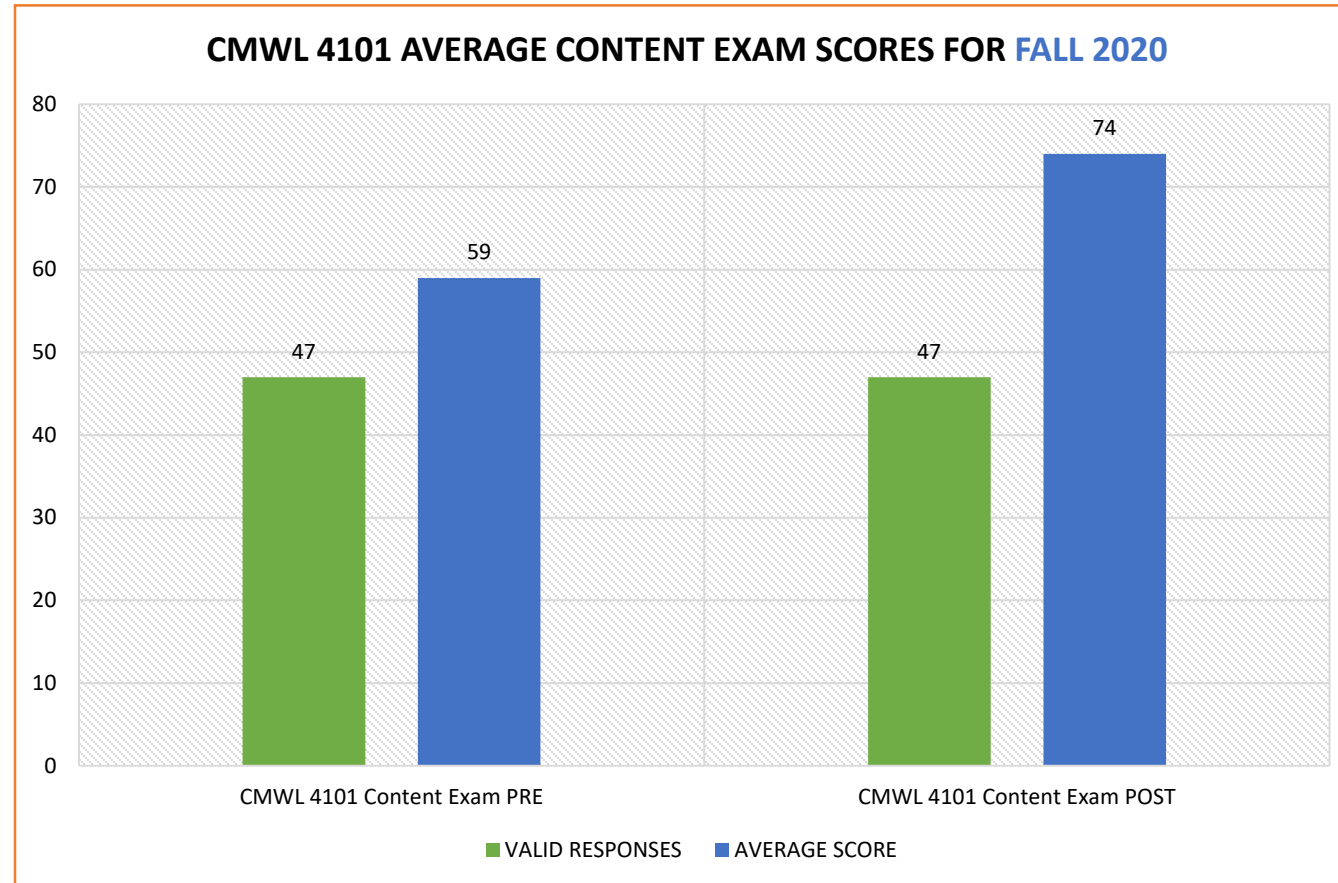


CMWL 4100 AVERAGE CONTENT EXAM SCORES

AY 2020-2021

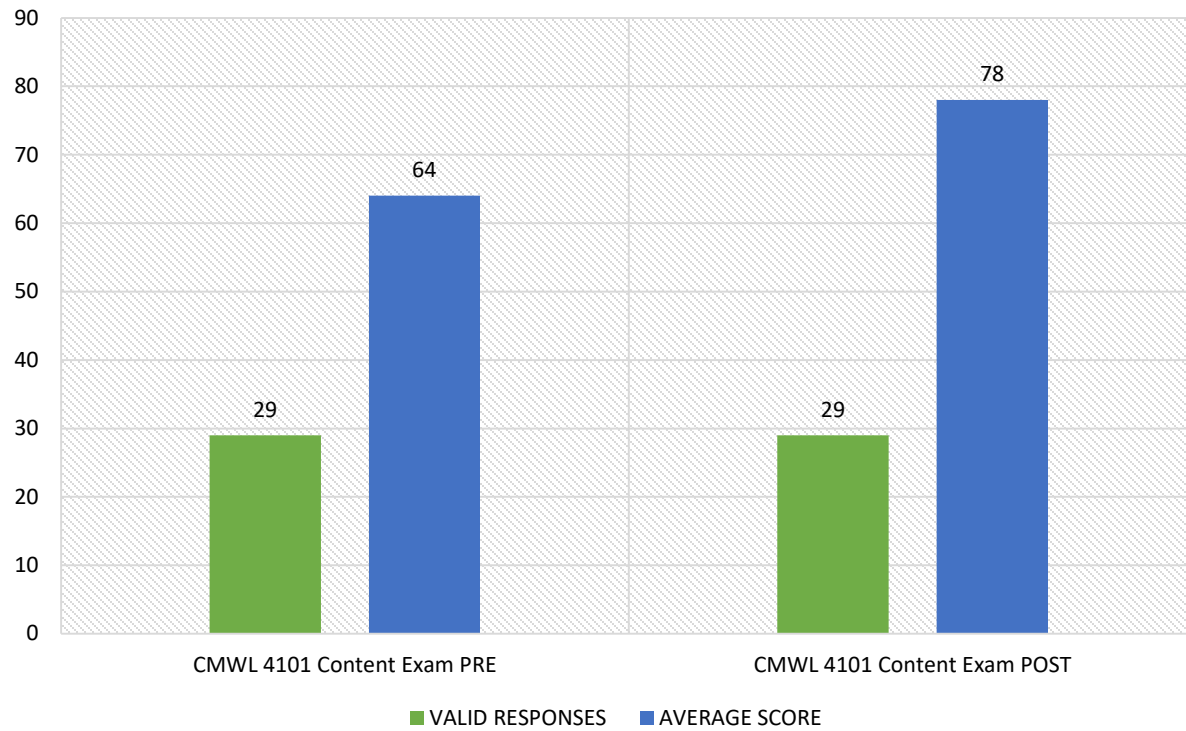
ASSESSOR 1

CMWL 4101 AVERAGE CONTENT EXAM SCORES

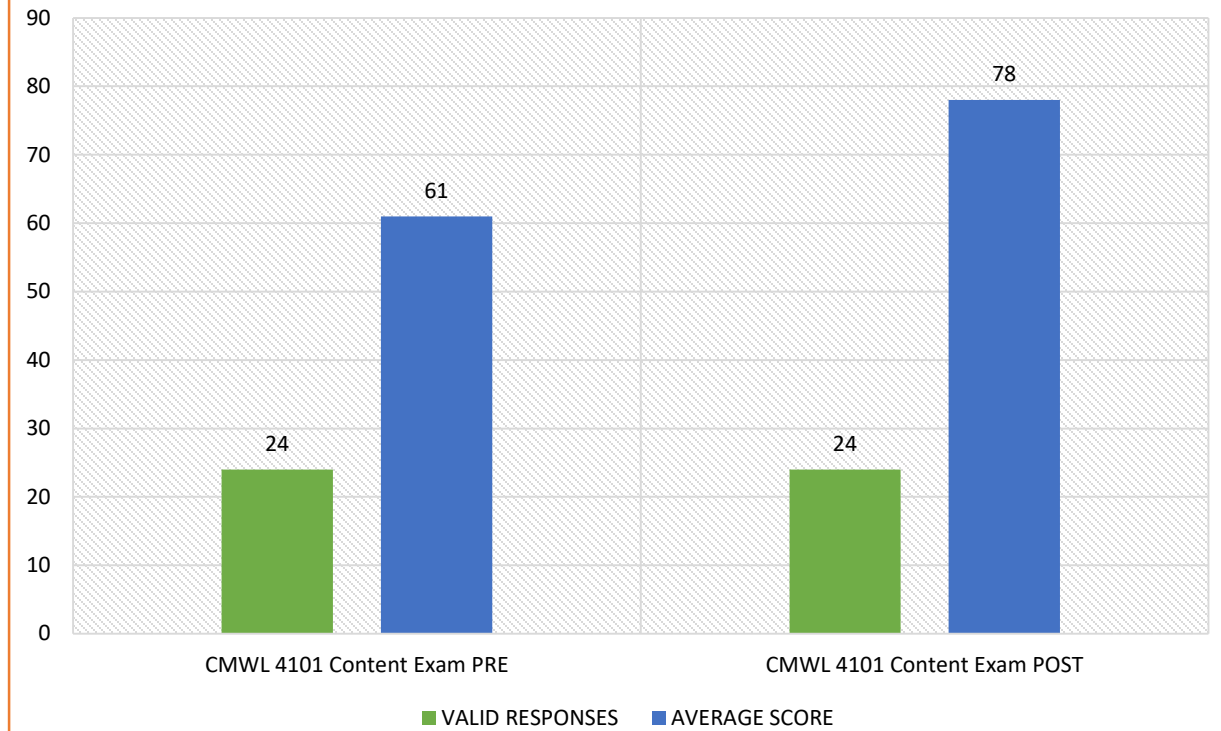


CMWL 4101 AVERAGE CONTENT EXAM SCORES

CMWL 4101 AVERAGE CONTENT EXAM SCORES SECTION 01 FOR SPRING 2021

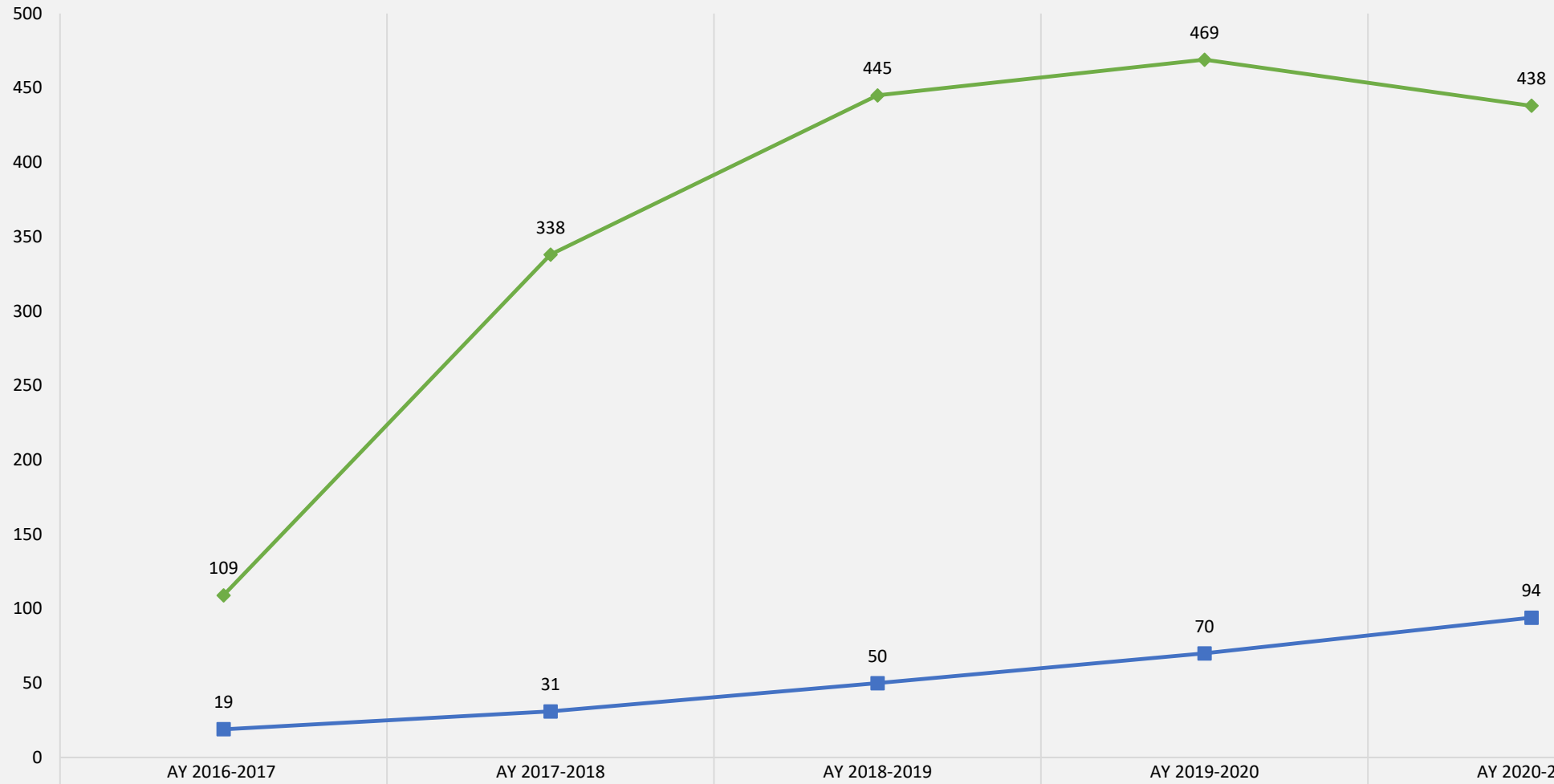


CMWL 4101 AVERAGE CONTENT EXAM SCORES SECTION 02 FOR SPRING 2021



ENROLLMENT AND GRADUATION

B.S. IN HEALTH & COMMUNITY WELLNESS ENROLLMENT AND GRADUATION DATA TRENDS



ENROLLED
GRADUATES

109

19

338

31

445

50

469

70

438

94

Survey Data– Near Completer Survey and/or Completer Survey

Please review the program survey data from the method in which the program collects the data annually. This includes the **near completer survey** and perhaps the **program completer survey** data. Specifically from the near completer survey, what are candidates suggesting, based on their perceptions of the program, and in what ways will the program remain the same or be modified for continuous improvement? When is the survey distributed? What is the response rate and/or number of responses? Do you see differences within the program based on student perceptions this year? Include this review/analysis in your Closing the Loop summary findings.

In addition, please add this exact question to your “near completer survey” for the very next survey that is distributed within your program and all future surveys.

How likely are you to recommend this program to others?

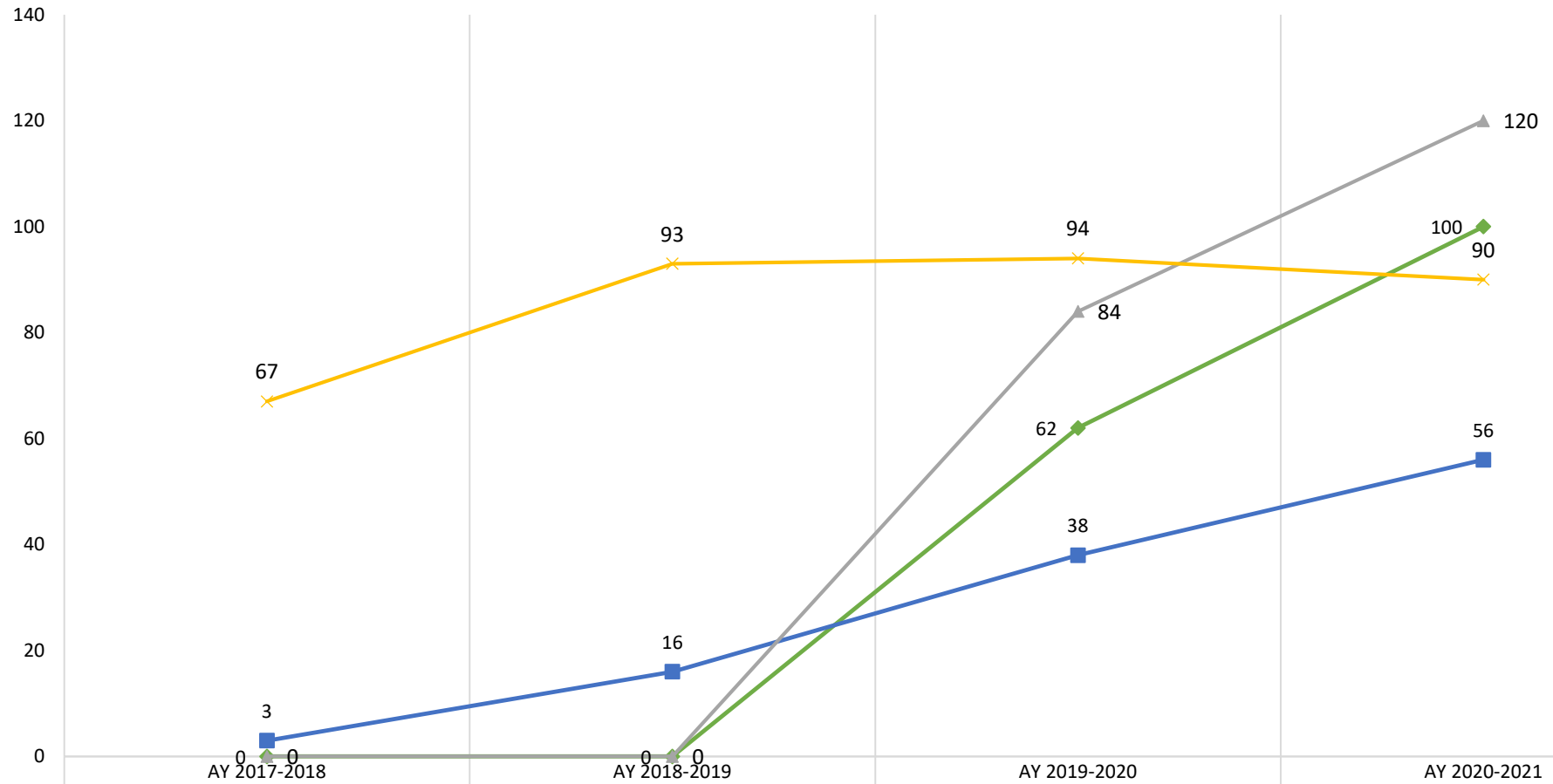
This is the “net promoter score” (overall satisfaction and loyalty to the brand).

This metric will be included in our institutional scorecard.

Make this a scale of 1-10 so students can indicate 10 = highly recommend and 1 = would not recommend

MINOR DATA TRENDS

MINOR DATA TRENDS



| | | | | |
|-------------------------------|----|----|----|-----|
| ◆ Coaching | 0 | 0 | 62 | 100 |
| ■ Health & Community Wellness | 3 | 16 | 38 | 56 |
| ▲ Nutrition Promotion & Edu. | 0 | 0 | 84 | 120 |
| ✕ Sport Management | 67 | 93 | 94 | 90 |

AY 2017-2018

AY 2018-2019

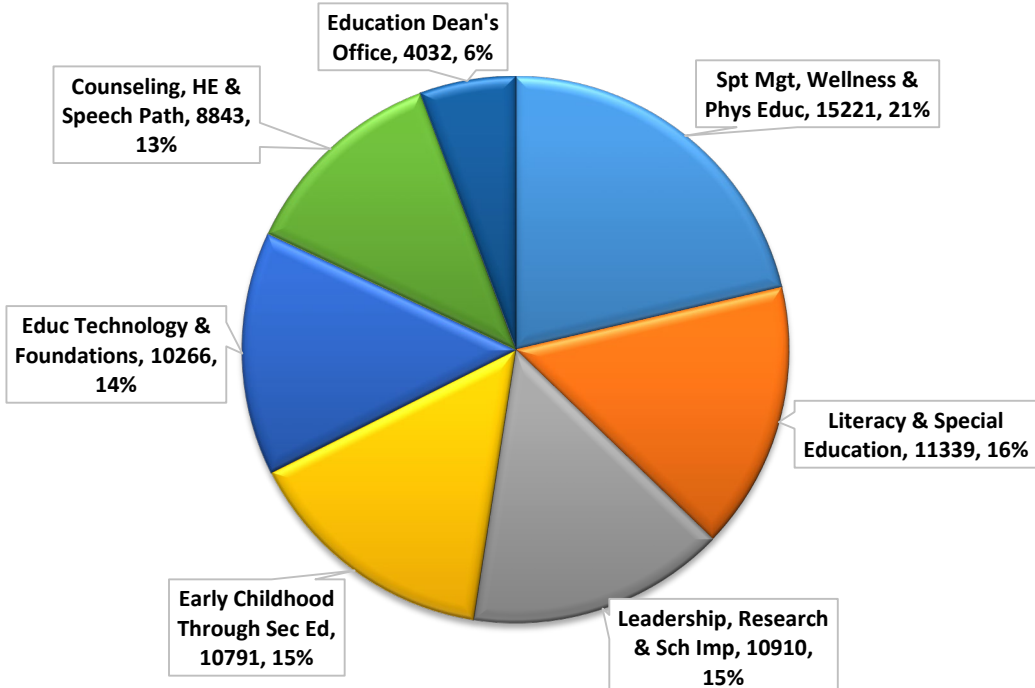
AY 2019-2020

AY 2020-2021

CREDIT HOUR PRODUCTION

| TERM | SUMMER 2020 | | | FALL 2020 | | | SPRING 2021 | | | Total by ROWS | | |
|--|-------------|-------------|--------------|-------------|--------------|--------------|-------------|--------------|--------------|---------------|--------------|--------------|
| DEPT | ENRL | MAX_ENRL | CRED_HRS | ENRL | MAX_ENRL | CRED_HRS | ENRL | MAX_ENRL | CRED_HRS | ENRL | MAX_ENRL | CRED_HRS |
| Spt Mgt, Wellness & Phys Educ | 859 | 957 | 2324 | 2365 | 2624 | 6348 | 2338 | 2621 | 6549 | 5562 | 6202 | 15221 |
| Literacy & Special Education | 984 | 1162 | 2784 | 1580 | 1995 | 4688 | 1319 | 1822 | 3867 | 3883 | 4979 | 11339 |
| Leadership, Research & Sch Imp | 1210 | 1478 | 3598 | 1282 | 1533 | 3816 | 1177 | 1397 | 3496 | 3669 | 4408 | 10910 |
| Early Childhood Through Sec Ed | 855 | 985 | 2535 | 1483 | 2167 | 3750 | 1562 | 2015 | 4506 | 3900 | 5167 | 10791 |
| Educ Technology & Foundations | 1043 | 1039 | 2997 | 1262 | 1380 | 3645 | 1268 | 1485 | 3624 | 3573 | 3904 | 10266 |
| Counseling, HE & Speech Path | 659 | 772 | 2046 | 1071 | 1301 | 3336 | 1132 | 1509 | 3461 | 2793 | 3504 | 8843 |
| Education Dean's Office | 238 | 250 | 714 | 569 | 630 | 1707 | 537 | 604 | 1611 | 1344 | 1484 | 4032 |
| Total by COLUMNS | 5848 | 6643 | 16998 | 9612 | 11630 | 27290 | 9333 | 11453 | 27114 | 24724 | 29648 | 71402 |

CREDIT HOUR PRODUCTION FOR COLLEGE OF EDUCATION FOR AY 20-21 BY DEPARTMENT



CREDIT HOUR PRODUCTION FOR SPORT MANAGEMENT, WELLNESS & PHYSICAL EDUCATION BY TERM

