



COLLEGE OF EDUCATION

Innovation in Teaching, Leadership, and Wellness

DATA PROGRAM REPORT

INSTRUCTIONAL TECHNOLOGY, MEDIA & DESIGN IN SCHOOL LIBRARY MEDIA

THE UNIVERSITY OF WEST GEORGIA

FALL 2020 | SPRING 2021 | SUMMER 2021

MEDIA SPECIALIST GACE SCORES TEST 1 and TEST 2 Pass Rates

Test Level Summary Statistics

Test: 101 Media Specialist Test I
 Examinees: Admitted
 Test Year: SEP-2020 TO AUG-2021
 Program: University of West Georgia
 Examinee Attempts: Highest Score

Database Refresh Date: 07/27/2021 14:20:32

Test Name	Variables	Average Scaled Score		# of Examinees	
		State	Program	State	Program
101 Media Specialist Test I	Total				
	Total	255.85	263.2	171	69

Test Level Summary Statistics

Test: 102 Media Specialist Test II
 Examinees: Admitted
 Test Year: SEP-2020 TO AUG-2021
 Program: University of West Georgia
 Examinee Attempts: Highest Score

Database Refresh Date: 07/27/2021 14:20:32

Test Name	Variables	Average Scaled Score		# of Examinees	
		State	Program	State	Program
102 Media Specialist Test II	Total				
	Total	250.74	255.26	178	74

Test Level Pass Rates

Test: 101 Media Specialist Test I
 Examinees: Admitted
 Test Year: SEP-2020 TO AUG-2021
 Program: University of West Georgia
 Examinee Attempts: Highest Score

Database Refresh Date: 07/27/2021 14:20:32

Test Name	Statewide			Program		
	# of Examinees	# Passing	% Pass	# of Examinees	# Passing	% Pass
101 Media Specialist Test I						
Total						
Total	171	158	92	69	67	97

Test Level Pass Rates

Test: 102 Media Specialist Test II
 Examinees: Admitted
 Test Year: SEP-2020 TO AUG-2021
 Program: University of West Georgia
 Examinee Attempts: Highest Score

Database Refresh Date: 07/27/2021 14:20:32

Test Name	Statewide			Program		
	# of Examinees	# Passing	% Pass	# of Examinees	# Passing	% Pass
102 Media Specialist Test II						
Total						
Total	178	166	93	74	71	96

MEDIA SPECIALIST GACE SCORES TEST 1 SUMMARY

Test Level Summary Statistics - Expanded

Test: 101 Media Specialist Test I
 Examinees: Admitted
 Test Year: SEP-2020 TO AUG-2021
 Program: University of West Georgia
 Examinee Attempts: Highest Score

Database Refresh Date: 07/27/2021 14:20:32

Test Name	Variables	Average Scaled Score		# of Examinees		# of Selected Response Questions	Average Percentage Correct		# of Constructed Response Points Possible
		State	Program	State	Program		State	Program	
101 Media Specialist Test I	Total	255.85	263.2	171	69				
	SUBAREA I. LEARNING AND TEACHING					34	66.75	69.35	
	1. DEMONSTRATES KNOWLEDGE OF CHILDREN'S AND YOUNG ADULT LITERATURE					14	69.92	71.84	
	2. UNDERSTANDS FUNDAMENTALS OF CURRICULUM DEVELOPMENT AND COLLABORATION IN MEDIA AND INFORMATION LITERACY					11	58.9	62.71	
	3. UNDERSTANDS THE FUNDAMENTALS OF INSTRUCTIONAL DESIGN FOR ALL LEARNERS					9	71.41	73.59	
	SUBAREA II. COLLECTION DEVELOPMENT					26	67.52	73.02	
	1. DEMONSTRATES UNDERSTANDING OF SELECTING, ACQUIRING, AND MAINTAINING RESOURCES					14	65.25	68.84	
	2. DEMONSTRATES UNDERSTANDING OF ORGANIZING RESOURCES					12	70.18	77.9	

Number of scored points for subarea and objective scores is based upon all candidates testing within the selected testing period. Also, note that for tests that contain constructed-response questions that do not contribute to a subarea or objective score, the total number of scored points is based upon the scored selected-response items only.

MEDIA SPECIALIST GACE SCORES TEST 2 SUMMARY

Test Level Summary Statistics - Expanded

Test: 102 Media Specialist Test II
 Examinees: Admitted
 Test Year: SEP-2020 TO AUG-2021
 Program: University of West Georgia
 Examinee Attempts: Highest Score

Database Refresh Date: 07/27/2021 14:20:32

Test Name	Variables	Average Scaled Score		# of Examinees		# of Selected Response Questions	Average Percentage Correct		# of Constructed Response Points Possible
		State	Program	State	Program		State	Program	
102 Media Specialist Test II	Total	250.74	255.26	178	74				
	SUBAREA I. PROGRAM ADMINISTRATION					23	71.4	72.74	
	1. UNDERSTANDS THE FUNDAMENTALS OF ORGANIZATION, MANAGEMENT, AND EVALUATION OF MEDIA PROGRAMS AND SERVICES					11	66.29	66.34	
	2. KNOWS BASIC FISCAL, PERSONNEL, LEGAL, ETHICAL, AND OPERATIONAL POLICIES AND PROCEDURES					12	76.08	78.6	
	SUBAREA II. PROFESSIONAL DEVELOPMENT, LEADERSHIP, AND ADVOCACY					18	62.95	65.32	
	1. KNOWS HOW TO FACILITATE PROFESSIONAL DEVELOPMENT AND DEMONSTRATE LEADERSHIP					11	60.73	62.9	
	2. KNOWS HOW TO BE AN ADVOCATE FOR LIBRARIES AND MEDIA CENTERS WITHIN BOTH SCHOOL AND COMMUNITY					7	66.45	69.11	
	SUBAREA III. INFORMATION ACCESS AND DELIVERY					19	68.45	71.76	
	1. UNDERSTANDS THE FUNDAMENTAL TOOLS AND CONCEPTS FOR LOCATING AND SHARING RESOURCES					6	69.66	74.77	
	2. UNDERSTANDS THE FUNDAMENTAL CONCEPTS RELATED TO USING AND VALIDATING ONLINE AND OTHER RESOURCES					7	67.09	71.62	
	3. UNDERSTANDS THE FUNDAMENTAL CONCEPTS OF EQUAL ACCESS AND ETHICAL USE OF INFORMATION					6	68.82	68.92	

Number of scored points for subarea and objective scores is based upon all candidates testing within the selected testing period. Also, note that for tests that contain constructed-response questions that do not contribute to a subarea or objective score, the total number of scored points is based upon the scored selected-response items only.

NON-DEGREE INITIAL CERTIFICATION
MEDIA SPECIALIST

MEDT 7487 SLM PROGRAM EPORTFOLIO RUBRIC

Term	Course Number	Course Title	Section	CourseWork Name	Assessment Tool (s)	Number of students that received this coursework	Number of students who have submitted this coursework	Number of students who have not submitted this coursework	Number of students who have been assessed for this coursework
Fall Semester 2020	MEDT 7487	Practicum	E01	MEDT 7487 SLM Program ePortfolio Fall 2020	MEDT 7487 SLM Program ePortfolio Rubric	11	11	0	11

THE TABLES BELOW CONTAIN AGGREGATE DATA FOR THE FORM : MEDT 7487 SLM Program ePortfolio Rubric

MEDT 7487 SLM Program ePortfolio Rubric	# Exemplary	% Exemplary	# Proficient	% Proficient	# Developing	% Developing	# Emerging	% Emerging	# No Response	% No Response	Total Response	Mean	Median	Mode	Standard Deviation
Program Outcome 1	1	9.09%	4	36.36%	6	54.55%	0	0%	0	0%	11	2.55	2	2	0.66
Program Outcome 2	0	0%	5	45.45%	6	54.55%	0	0%	0	0%	11	2.45	2	2	0.5
Program Outcome 3	0	0%	0	0%	0	0%	11	100%	0	0%	11	1	1	1	0
Program Outcome 4	0	0%	1	9.09%	9	81.82%	1	9.09%	0	0%	11	2	2	2	0.43
Total/Percentage	1	2.27%	10	22.73%	21	47.73%	12	27.27%	0	0%	44				

MEDT 7487 SLM PROGRAM EPORTFOLIO RUBRIC

Term	Course Number	Course Title	Section	CourseWork Name	Assessment Tool (s)	Number of students that received this coursework	Number of students who have submitted this coursework	Number of students who have not submitted this coursework	Number of students who have been assessed for this coursework
Spring Semester 2021	MEDT 7487	Practicum	E01	MEDT 7487 SLM Program ePortfolio Spring 2021	MEDT 7487 SLM Program ePortfolio Rubric	10	10	0	10
Spring Semester 2021	MEDT 7487	Practicum	E02	MEDT 7487 SLM Program ePortfolio Spring 2021	MEDT 7487 SLM Program ePortfolio Rubric	7	7	0	7

THE TABLES BELOW CONTAIN AGGREGATE DATA FOR THE FORM : MEDT 7487 SLM Program ePortfolio Rubric

MEDT 7487 SLM Program ePortfolio Rubric	# Exemplary	% Exemplary	# Proficient	% Proficient	# Developing	% Developing	# Emerging	% Emerging	# No Response	% No Response	Total Response	Mean	Median	Mode	Standard Deviation
Program Outcome 1	0	0%	9	52.94%	7	41.18%	1	5.88%	0	0%	17	2.47	3	3	0.61
Program Outcome 2	0	0%	8	50%	7	43.75%	1	6.25%	1	5.88%	16	2.44	2.5	3	0.61
Program Outcome 3	0	0%	0	0%	16	94.12%	1	5.88%	0	0%	17	1.94	2	2	0.24
Program Outcome 4	3	17.65%	4	23.53%	9	52.94%	1	5.88%	0	0%	17	2.53	2	2	0.85
Total/Percentage	3	4.48%	21	31.34%	39	58.21%	4	5.97%	1	1.47%	67				

MEDT 7487 IMPACT ON LEARNING ASSESSMENT RUBRIC

Term	Course Number	Course Title	Section	CourseWork Name	Assessment Tool (s)	Number of students that received this coursework	Number of students who have submitted this coursework	Number of students who have not submitted this coursework	Number of students who have been assessed for this coursework
Spring Semester 2021	MEDT 7487	Practicum	E01	MEDT 7487 Impact on Learning Assessment Spring 2021	MEDT 7487 Impact on Learning Assessment Rubric	10	10	0	10
Spring Semester 2021	MEDT 7487	Practicum	E02	MEDT 7487 Impact on Learning Assessment Spring 2021	MEDT 7487 Impact on Learning Assessment Rubric	7	6	1	7

THE TABLES BELOW CONTAIN AGGREGATE DATA FOR THE FORM : MEDT 7487 Impact on Learning Assessment Rubric

Impact on Learning Rubric	# Exemplary	% Exemplary	# Proficient	% Proficient	# Developing	% Developing	# Emerging	% Emerging	# No Response	% No Response	Total Response	Mean	Median	Mode	Standard Deviation
Assessment Instrumentation	1	5.88%	10	58.82%	6	35.29%	0	0%	0	0%	17	2.71	3	3	0.57
Implementation of Instructional Unit Plan (IUP)	3	17.65%	8	47.06%	6	35.29%	0	0%	0	0%	17	2.82	3	3	0.71
Data Analysis	1	6.25%	3	18.75%	4	25%	8	50%	1	5.88%	16	1.81	1.5	1	0.95
Report of Impact on Student Learning	3	17.65%	6	35.29%	2	11.76%	6	35.29%	0	0%	17	2.35	3	1	1.13
Total/Percentage	8	11.94%	27	40.3%	18	26.87%	14	20.9%	1	1.47%	67				

MEDT 7487 SLM DISPOSITIONS ASSESSMENT RUBRIC

Term	Course Number	Course Title	Section	CourseWork Name	Assessment Tool (s)	Number of students that received this coursework	Number of students who have submitted this coursework	Number of students who have not submitted this coursework	Number of students who have been assessed for this coursework
Spring Semester 2021	MEDT 7487	Practicum	E01	MEDT 7487 SLM Dispositions Assessment Spring 2021	MEDT 7487 SLM Dispositions Assessment Rubric	10	10	0	10
Spring Semester 2021	MEDT 7487	Practicum	E02	MEDT 7487 SLM Dispositions Assessment Spring 2021	MEDT 7487 SLM Dispositions Assessment Rubric	7	7	0	7

THE TABLES BELOW CONTAIN AGGREGATE DATA FOR THE FORM : MEDT 7487 SLM Dispositions Assessment Rubric

Rubric	# Exemplary	% Exemplary	# Proficient	% Proficient	# Developing	% Developing	# Emerging	% Emerging	# No Response	% No Response	Total Response	Mean	Median	Mode	Standard Deviation
Attitude	5	31.25%	11	68.75%	0	0%	0	0%	1	5.88%	16	3.31	3	3	0.46
Communication	4	23.53%	12	70.59%	1	5.88%	0	0%	0	0%	17	3.18	3	3	0.51
Collaboration	3	17.65%	14	82.35%	0	0%	0	0%	0	0%	17	3.18	3	3	0.38
Initiative	4	23.53%	12	70.59%	1	5.88%	0	0%	0	0%	17	3.18	3	3	0.51
Legal and Ethical Conduct	3	17.65%	13	76.47%	1	5.88%	0	0%	0	0%	17	3.12	3	3	0.47
Commitment to Continuous Improvement	7	41.18%	9	52.94%	0	0%	1	5.88%	0	0%	17	3.29	3	3	0.75
Total/Percentage	26	25.74%	71	70.3%	3	2.97%	1	0.99%	1	0.98%	101				

MEDT 7452 SLM DISPOSITIONS ASSESSMENT RUBRIC

Term	Course Number	Course Title	Section	CourseWork Name	Assessment Tool (s)	Number of students that received this coursework	Number of students who have submitted this coursework	Number of students who have not submitted this coursework	Number of students who have been assessed for this coursework
Spring Semester 2021	MEDT 7452	Multiple Literacies for SLM	E01	MEDT 7452 SLM Dispositions Assessment Spring 2021	MEDT 7452 SLM Dispositions Assessment Rubric	7	6	1	5
Spring Semester 2021	MEDT 7452	Multiple Literacies for SLM	E02	MEDT 7452 SLM Dispositions Assessment Spring 2021	MEDT 7452 SLM Dispositions Assessment Rubric	9	8	1	8

THE TABLES BELOW CONTAIN AGGREGATE DATA FOR THE FORM : MEDT 7452 SLM Dispositions Assessment Rubric

Rubric	# Exemplary	% Exemplary	# Proficient	% Proficient	# Developing	% Developing	# Emerging	% Emerging	# No Response	% No Response	Total Response	Mean	Median	Mode	Standard Deviation
Attitude	0	0%	1	7.69%	12	92.31%	0	0%	0	0%	13	2.08	2	2	0.27
Communication	0	0%	4	30.77%	9	69.23%	0	0%	0	0%	13	2.31	2	2	0.46
Collaboration	0	0%	1	7.69%	12	92.31%	0	0%	0	0%	13	2.08	2	2	0.27
Initiative	0	0%	5	38.46%	8	61.54%	0	0%	0	0%	13	2.38	2	2	0.49
Legal and Ethical Conduct	0	0%	6	46.15%	7	53.85%	0	0%	0	0%	13	2.46	2	2	0.5
Commitment to Continuous Improvement	0	0%	2	16.67%	10	83.33%	0	0%	1	7.69%	12	2.17	2	2	0.37
Total/Percentage	0	0%	19	24.68%	58	75.32%	0	0%	1	1.28%	77				

MEDT 7455 SLM DISPOSITIONS ASSESSMENT RUBRIC

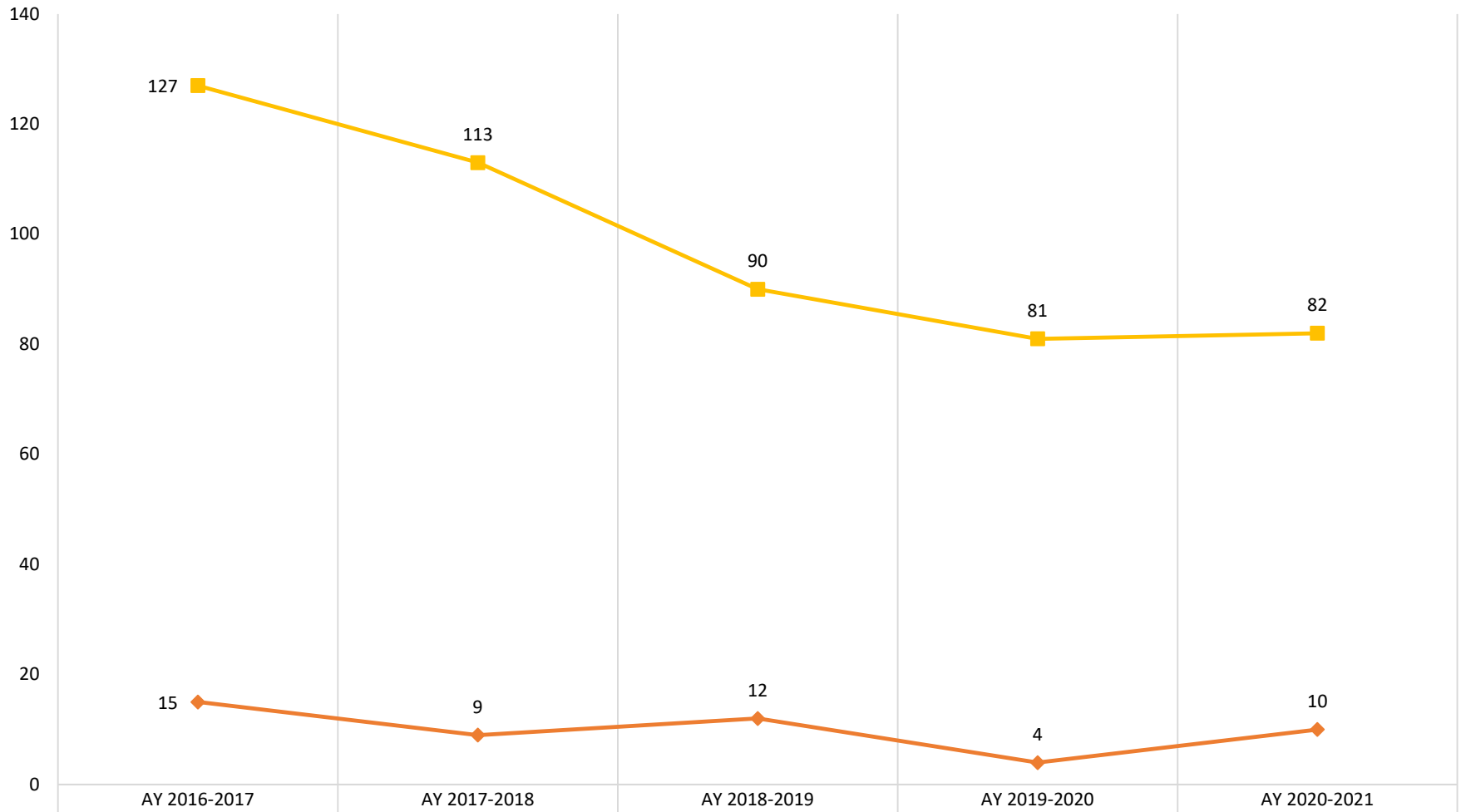
Term	Course Number	Course Title	Section	CourseWork Name	Assessment Tool (s)	Number of students that received this coursework	Number of students who have submitted this coursework	Number of students who have not submitted this coursework	Number of students who have been assessed for this coursework
Spring Semester 2021	MEDT 7455	Selectn, Org, & Curatr of Mat	E02	MEDT 7455 SLM Dispositions Assessment Spring 2021	MEDT 7455 SLM Dispositions Assessment Rubric	15	15	0	12

THE TABLES BELOW CONTAIN AGGREGATE DATA FOR THE FORM : MEDT 7455 SLM Dispositions Assessment Rubric

Rubric	# Exemplary	% Exemplary	# Proficient	% Proficient	# Developing	% Developing	# Emerging	% Emerging	# No Response	% No Response	Total Response	Mean	Median	Mode	Standard Deviation
Attitude	6	50%	6	50%	0	0%	0	0%	0	0%	12	3.5	3.5	3	0.5
Communication	2	16.67%	9	75%	1	8.33%	0	0%	0	0%	12	3.08	3	3	0.49
Collaboration	1	8.33%	9	75%	2	16.67%	0	0%	0	0%	12	2.92	3	3	0.49
Initiative	3	25%	8	66.67%	1	8.33%	0	0%	0	0%	12	3.17	3	3	0.55
Legal and Ethical Conduct	3	25%	9	75%	0	0%	0	0%	0	0%	12	3.25	3	3	0.43
Commitment to Continuous Improvement	1	8.33%	11	91.67%	0	0%	0	0%	0	0%	12	3.08	3	3	0.28
Total/Percentage	16	22.22%	52	72.22%	4	5.56%	0	0%	0	0%	72				

ENROLLMENT

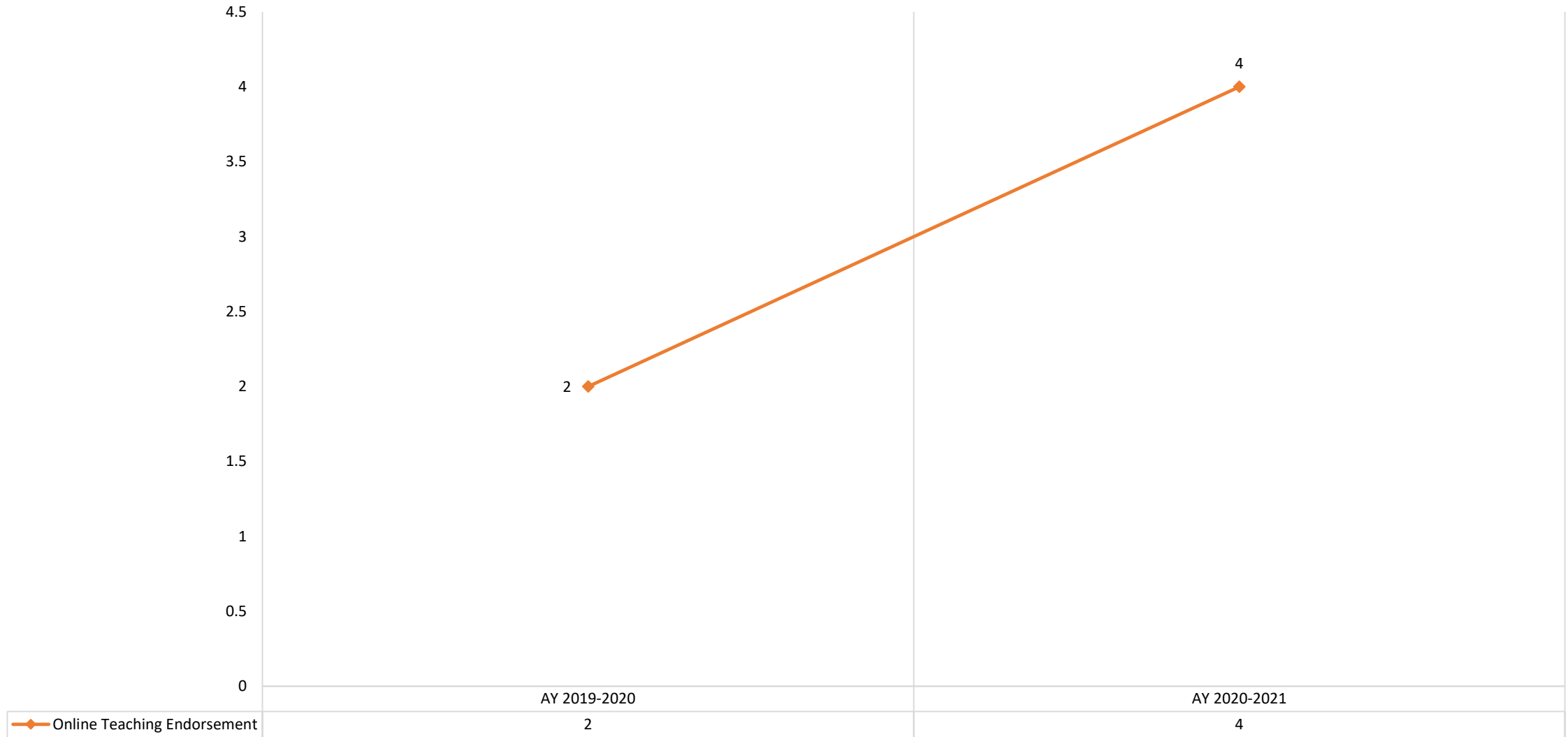
ENROLLMENT TRENDS FOR NON-DEGREE IN MEDIA



◆ Non-Degree Media Instruction Technology Conc.	15	9	12	4	10
■ Non-Degree Media Media Specialist Conc.	127	113	90	81	82

ENROLLMENT

ENROLLMENT TRENDS FOR ONLINE TEACHING ENDORSEMENT



MASTER OF EDUCATION (M.Ed.) IN INSTRUCTIONAL
TECHNOLOGY, MEDIA & DESIGN IN SCHOOL
LIBRARY MEDIA

MEDT 7487 SLM PROGRAM EPORTFOLIO RUBRIC

Term	Course Number	Course Title	Section	CourseWork Name	Assessment Tool (s)	Number of students that received this coursework	Number of students who have submitted this coursework	Number of students who have not submitted this coursework	Number of students who have been assessed for this coursework
Fall Semester 2020	MEDT 7487	Practicum	E01	MEDT 7487 SLM Program ePortfolio Fall 2020	MEDT 7487 SLM Program ePortfolio Rubric	6	6	0	6

THE TABLES BELOW CONTAIN AGGREGATE DATA FOR THE FORM : MEDT 7487 SLM Program ePortfolio Rubric

MEDT 7487 SLM Program ePortfolio Rubric	# Exemplary	% Exemplary	# Proficient	% Proficient	# Developing	% Developing	# Emerging	% Emerging	# No Response	% No Response	Total Response	Mean	Median	Mode	Standard Deviation
Program Outcome 1	3	50%	1	16.67%	2	33.33%	0	0%	0	0%	6	3.17	3.5	4	0.9
Program Outcome 2	1	16.67%	3	50%	2	33.33%	0	0%	0	0%	6	2.83	3	3	0.69
Program Outcome 3	0	0%	1	16.67%	1	16.67%	4	66.67%	0	0%	6	1.5	1	1	0.76
Program Outcome 4	0	0%	0	0%	6	100%	0	0%	0	0%	6	2	2	2	0
Total/Percentage	4	16.67%	5	20.83%	11	45.83%	4	16.67%	0	0%	24				

MEDT 7487 SLM PROGRAM EPORTFOLIO RUBRIC

Term	Course Number	Course Title	Section	CourseWork Name	Assessment Tool (s)	Number of students that received this coursework	Number of students who have submitted this coursework	Number of students who have not submitted this coursework	Number of students who have been assessed for this coursework
Spring Semester 2021	MEDT 7487	Practicum	E01	MEDT 7487 SLM Program ePortfolio Spring 2021	MEDT 7487 SLM Program ePortfolio Rubric	8	8	0	8
Spring Semester 2021	MEDT 7487	Practicum	E02	MEDT 7487 SLM Program ePortfolio Spring 2021	MEDT 7487 SLM Program ePortfolio Rubric	7	7	0	7

THE TABLES BELOW CONTAIN AGGREGATE DATA FOR THE FORM : MEDT 7487 SLM Program ePortfolio Rubric

MEDT 7487 SLM Program ePortfolio Rubric	# Exemplary	% Exemplary	# Proficient	% Proficient	# Developing	% Developing	# Emerging	% Emerging	# No Response	% No Response	Total Response	Mean	Median	Mode	Standard Deviation
Program Outcome 1	1	6.67%	9	60%	5	33.33%	0	0%	0	0%	15	2.73	3	3	0.57
Program Outcome 2	0	0%	10	66.67%	5	33.33%	0	0%	0	0%	15	2.67	3	3	0.47
Program Outcome 3	0	0%	2	13.33%	13	86.67%	0	0%	0	0%	15	2.13	2	2	0.34
Program Outcome 4	3	20%	6	40%	5	33.33%	1	6.67%	0	0%	15	2.73	3	3	0.85
Total/Percentage	4	6.67%	27	45%	28	46.67%	1	1.67%	0	0%	60				

MEDT 7487 IMPACT ON LEARNING ASSESSMENT RUBRIC

Term	Course Number	Course Title	Section	CourseWork Name	Assessment Tool (s)	Number of students that received this coursework	Number of students who have submitted this coursework	Number of students who have not submitted this coursework	Number of students who have been assessed for this coursework
Spring Semester 2021	MEDT 7487	Practicum	E01	MEDT 7487 Impact on Learning Assessment Spring 2021	MEDT 7487 Impact on Learning Assessment Rubric	8	8	0	8
Spring Semester 2021	MEDT 7487	Practicum	E02	MEDT 7487 Impact on Learning Assessment Spring 2021	MEDT 7487 Impact on Learning Assessment Rubric	7	6	1	6

THE TABLES BELOW CONTAIN AGGREGATE DATA FOR THE FORM : MEDT 7487 Impact on Learning Assessment Rubric

Impact on Learning Rubric	# Exemplary	% Exemplary	# Proficient	% Proficient	# Developing	% Developing	# Emerging	% Emerging	# No Response	% No Response	Total Response	Mean	Median	Mode	Standard Deviation
Assessment Instrumentation	0	0%	8	57.14%	5	35.71%	1	7.14%	0	0%	14	2.5	3	3	0.63
Implementation of Instructional Unit Plan (IUP)	2	14.29%	6	42.86%	5	35.71%	1	7.14%	0	0%	14	2.64	3	3	0.81
Data Analysis	3	23.08%	3	23.08%	4	30.77%	3	23.08%	1	7.14%	13	2.46	2	2	1.08
Report of Impact on Student Learning	3	21.43%	7	50%	2	14.29%	2	14.29%	0	0%	14	2.79	3	3	0.94
Total/Percentage	8	14.55%	24	43.64%	16	29.09%	7	12.73%	1	1.79%	55				

MEDT 7487 DISPOSITIONS ASSESSMENT RUBRIC

Term	Course Number	Course Title	Section	CourseWork Name	Assessment Tool (s)	Number of students that received this coursework	Number of students who have submitted this coursework	Number of students who have not submitted this coursework	Number of students who have been assessed for this coursework
Spring Semester 2021	MEDT 7487	Practicum	E01	MEDT 7487 SLM Dispositions Assessment Spring 2021	MEDT 7487 SLM Dispositions Assessment Rubric	8	8	0	8
Spring Semester 2021	MEDT 7487	Practicum	E02	MEDT 7487 SLM Dispositions Assessment Spring 2021	MEDT 7487 SLM Dispositions Assessment Rubric	7	7	0	7

THE TABLES BELOW CONTAIN AGGREGATE DATA FOR THE FORM : MEDT 7487 SLM Dispositions Assessment Rubric

Rubric	# Exemplary	% Exemplary	# Proficient	% Proficient	# Developing	% Developing	# Emerging	% Emerging	# No Response	% No Response	Total Response	Mean	Median	Mode	Standard Deviation
Attitude	8	53.33%	7	46.67%	0	0%	0	0%	0	0%	15	3.53	4	4	0.5
Communication	3	20%	12	80%	0	0%	0	0%	0	0%	15	3.2	3	3	0.4
Collaboration	2	13.33%	13	86.67%	0	0%	0	0%	0	0%	15	3.13	3	3	0.34
Initiative	1	6.67%	14	93.33%	0	0%	0	0%	0	0%	15	3.07	3	3	0.25
Legal and Ethical Conduct	3	20%	12	80%	0	0%	0	0%	0	0%	15	3.2	3	3	0.4
Commitment to Continuous Improvement	7	46.67%	8	53.33%	0	0%	0	0%	0	0%	15	3.47	3	3	0.5
Total/Percentage	24	26.67%	66	73.33%	0	0%	0	0%	0	0%	90				

MEDT 7452 SLM DISPOSITIONS ASSESSMENT RUBRIC

Term	Course Number	Course Title	Section	CourseWork Name	Assessment Tool (s)	Number of students that received this coursework	Number of students who have submitted this coursework	Number of students who have not submitted this coursework	Number of students who have been assessed for this coursework
Spring Semester 2021	MEDT 7452	Multiple Literacies for SLM	E01	MEDT 7452 SLM Dispositions Assessment Spring 2021	MEDT 7452 SLM Dispositions Assessment Rubric	10	10	0	10
Spring Semester 2021	MEDT 7452	Multiple Literacies for SLM	E02	MEDT 7452 SLM Dispositions Assessment Spring 2021	MEDT 7452 SLM Dispositions Assessment Rubric	2	2	0	2

THE TABLES BELOW CONTAIN AGGREGATE DATA FOR THE FORM : MEDT 7452 SLM Dispositions Assessment Rubric

Rubric	# Exemplary	% Exemplary	# Proficient	% Proficient	# Developing	% Developing	# Emerging	% Emerging	# No Response	% No Response	Total Response	Mean	Median	Mode	Standard Deviation
Attitude	0	0%	0	0%	12	100%	0	0%	0	0%	12	2	2	2	0
Communication	0	0%	6	50%	6	50%	0	0%	0	0%	12	2.5	2.5	2	0.5
Collaboration	0	0%	0	0%	12	100%	0	0%	0	0%	12	2	2	2	0
Initiative	0	0%	5	41.67%	7	58.33%	0	0%	0	0%	12	2.42	2	2	0.49
Legal and Ethical Conduct	1	8.33%	4	33.33%	7	58.33%	0	0%	0	0%	12	2.5	2	2	0.65
Commitment to Continuous Improvement	0	0%	0	0%	12	100%	0	0%	0	0%	12	2	2	2	0
Total/Percentage	1	1.39%	15	20.83%	56	77.78%	0	0%	0	0%	72				

MEDT 7455 SLM DISPOSITIONS ASSESSMENT RUBRIC

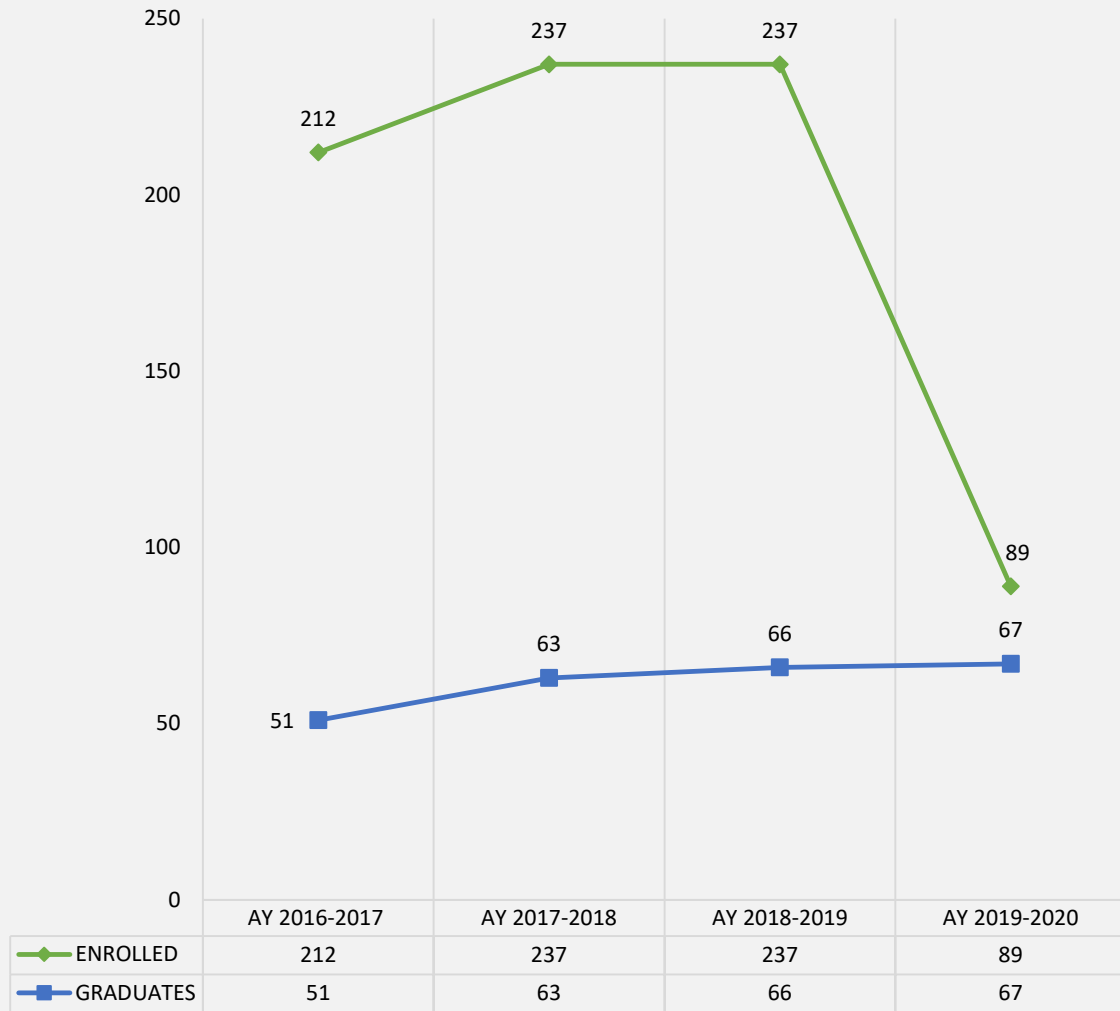
Term	Course Number	Course Title	Section	CourseWork Name	Assessment Tool (s)	Number of students that received this coursework	Number of students who have submitted this coursework	Number of students who have not submitted this coursework	Number of students who have been assessed for this coursework
Spring Semester 2021	MEDT 7455	Selectn, Org, & Curatr of Mat	E02	MEDT 7455 SLM Dispositions Assessment Spring 2021	MEDT 7455 SLM Dispositions Assessment Rubric	12	12	0	11

THE TABLES BELOW CONTAIN AGGREGATE DATA FOR THE FORM : MEDT 7455 SLM Dispositions Assessment Rubric

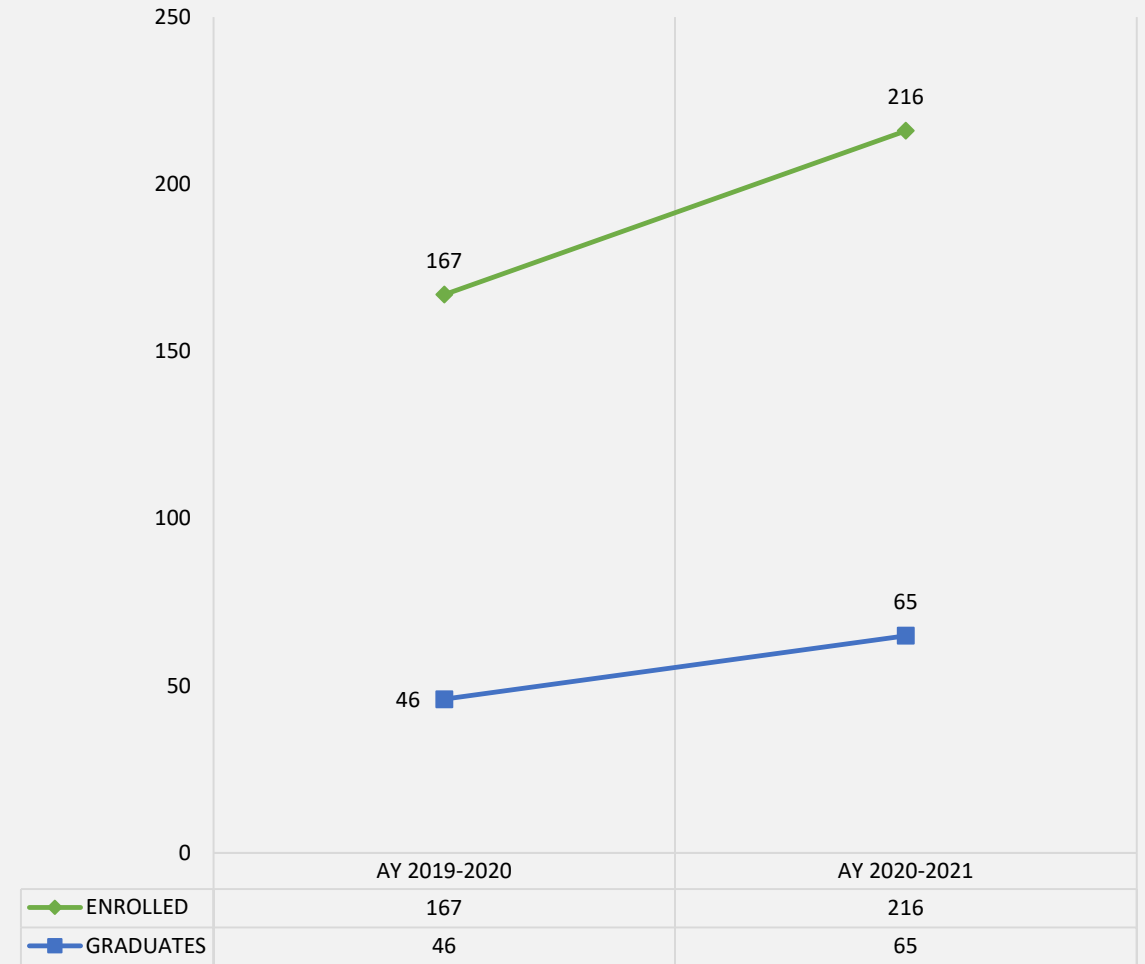
Rubric	# Exemplary	% Exemplary	# Proficient	% Proficient	# Developing	% Developing	# Emerging	% Emerging	# No Response	% No Response	Total Response	Mean	Median	Mode	Standard Deviation
Attitude	2	18.18%	8	72.73%	1	9.09%	0	0%	0	0%	11	3.09	3	3	0.51
Communication	1	9.09%	9	81.82%	1	9.09%	0	0%	0	0%	11	3	3	3	0.43
Collaboration	4	36.36%	6	54.55%	1	9.09%	0	0%	0	0%	11	3.27	3	3	0.62
Initiative	2	18.18%	7	63.64%	2	18.18%	0	0%	0	0%	11	3	3	3	0.6
Legal and Ethical Conduct	4	36.36%	7	63.64%	0	0%	0	0%	0	0%	11	3.36	3	3	0.48
Commitment to Continuous Improvement	2	18.18%	8	72.73%	1	9.09%	0	0%	0	0%	11	3.09	3	3	0.51
Total/Percentage	15	22.73%	45	68.18%	6	9.09%	0	0%	0	0%	66				

ENROLLMENT AND GRADUATION

M.ED. IN MEDIA ENROLLMENT AND GRADUATION DATA TRENDS

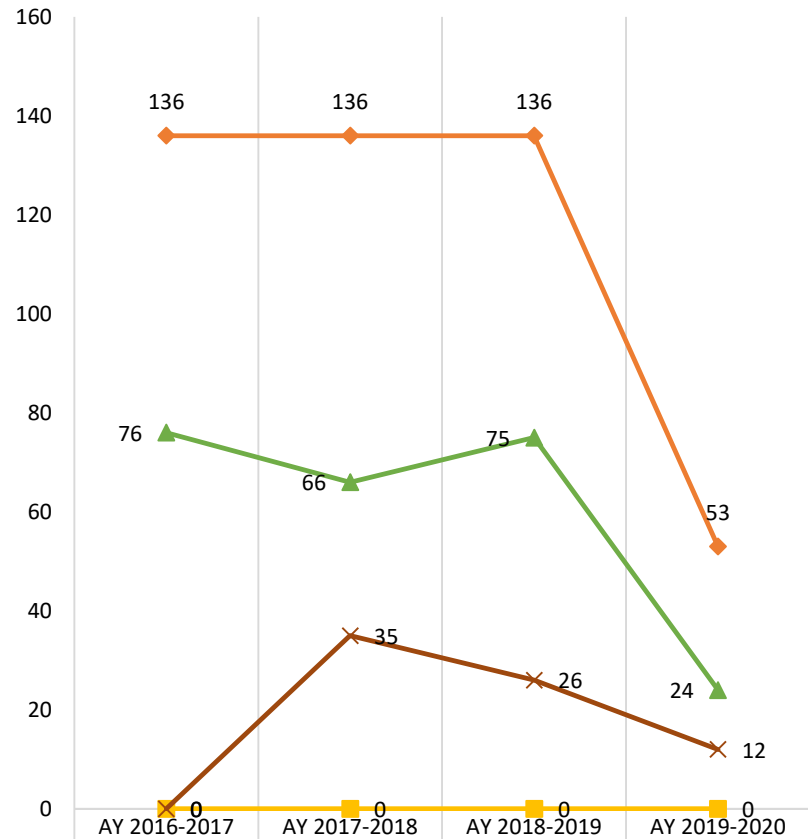


M.ED. IN INSTRUCTIONAL TECHNOLOGY, MEDIA & DESIGN ENROLLMENT AND GRADUATION DATA TRENDS



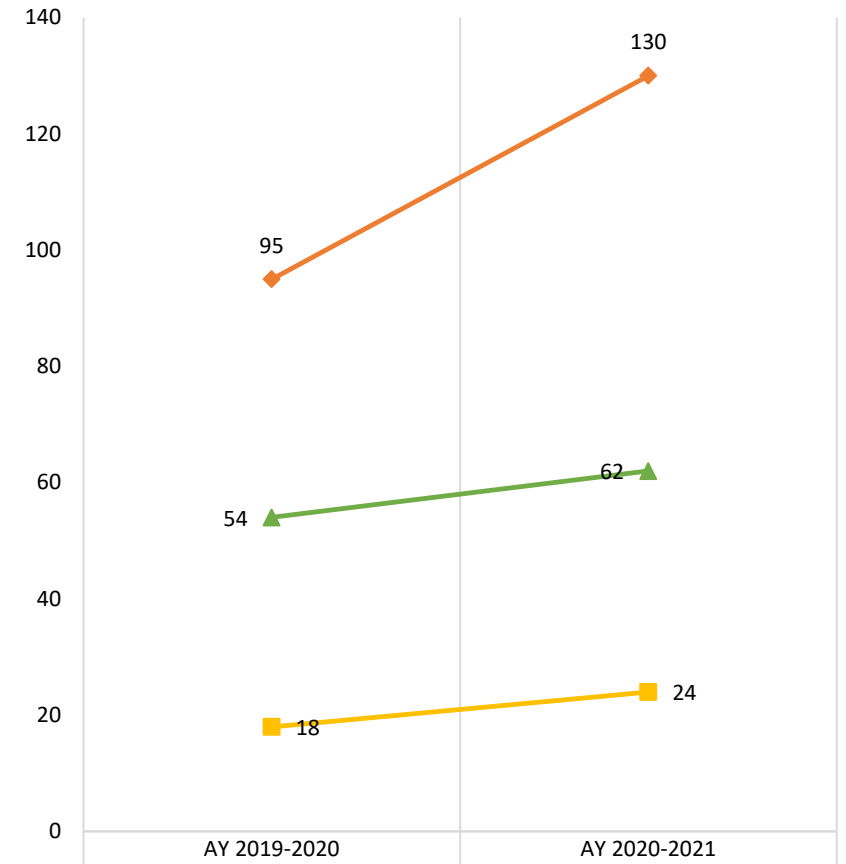
ENROLLMENT

ENROLLMENT TRENDS FOR M.ED. IN MEDIA



M.Ed. Instruction Technology	136	136	136	53
M.Ed. IT School Library Media Cert	0	0	0	0
M.Ed. Media Specialist	76	66	75	24
M.Ed. Sch Library Media & Instr Tech	0	35	26	12

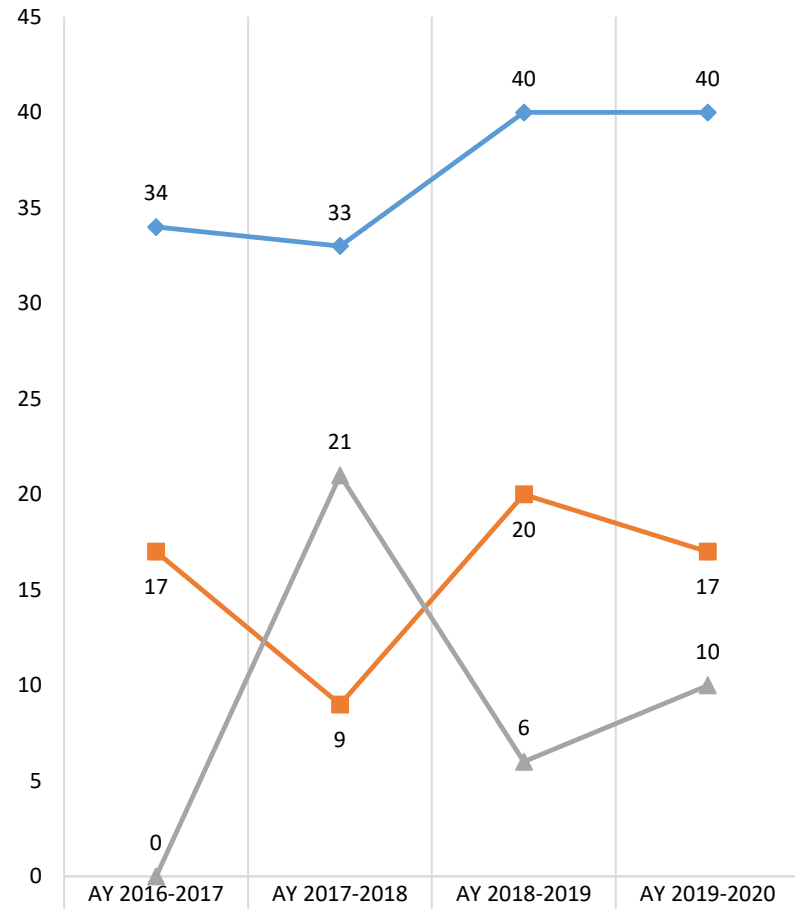
ENROLLMENT TRENDS FOR M.ED. IN INSTRUCTIONAL TECHNOLOGY, MEDIA & DESIGN



M.Ed. Instruction Technology	95	130
M.Ed. IT School Library Media Cert	18	24
M.Ed. School Library Media	54	62

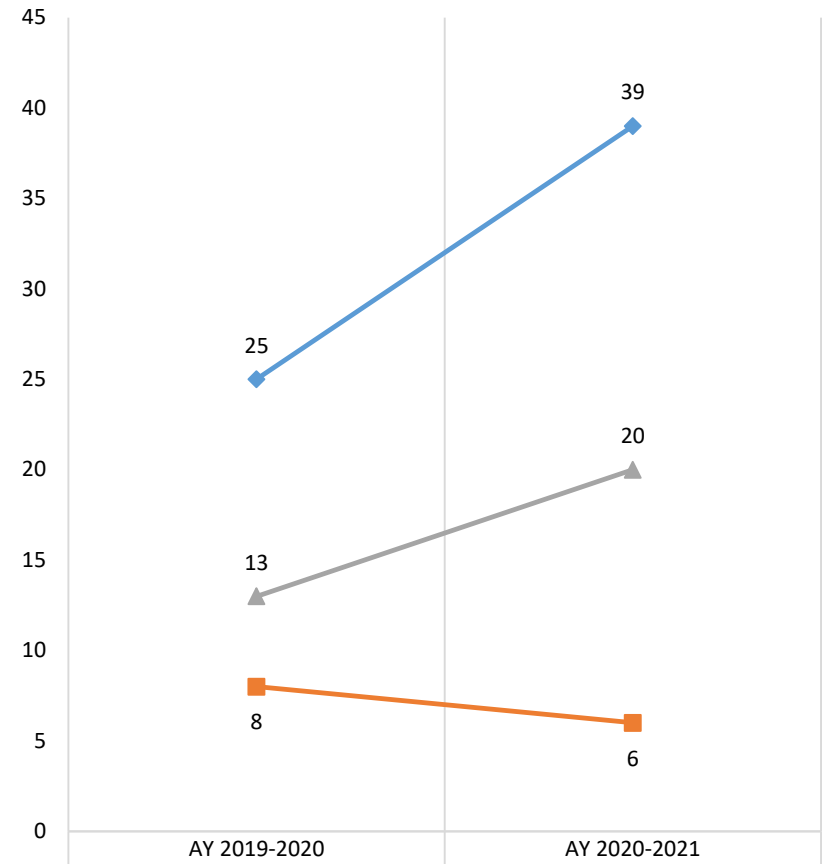
GRADUATION

GRADUATION TRENDS FOR M.ED. IN MEDIA



M.Ed. Instruction Technology	34	33	40	40
M.Ed. Media Specialist	17	9	20	17
M.Ed. Sch Library Media & Instr Tech	0	21	6	10

GRADUATION TRENDS FOR M.ED. IN INSTRUCTIONAL TECHNOLOGY, MEDIA & DESIGN



M.Ed. Instruction Technology	25	39
M.Ed. IT School Library Media Cert	8	6
M.Ed. School Library Media	13	20

SPECIALIST IN EDUCATION (Ed.S.) IN
INSTRUCTIONAL TECHNOLOGY, MEDIA & DESIGN
IN SCHOOL LIBRARY MEDIA

MEDT 7469 SLM PROFESSIONAL COMPETENCIES AND DISPOSITION RUBRIC

Term	Course Number	Course Title	Section	CourseWork Name	Assessment Tool (s)	Number of students that received this coursework	Number of students who have submitted this coursework	Number of students who have not submitted this coursework	Number of students who have been assessed for this coursework
Spring Semester 2021	MEDT 7469	Strtgc Ldrshp Role of the SLM	N01	MEDT 7469 Professional Competencies and Dispositions Assessment Spring 2021	MEDT 7469 SLM Professional Competencies and Dispositions Rubric	24	24	0	24

THE TABLES BELOW CONTAIN AGGREGATE DATA FOR THE FORM : MEDT 7469 SLM Professional Competencies and Dispositions Rubric

Rubric	# Exemplary	% Exemplary	# Proficient	% Proficient	# Developing	% Developing	# Emerging	% Emerging	# No Response	% No Response	Total Response	Mean	Median	Mode	Standard Deviation
Mission, Vision, and Core Values	2	8.33%	18	75%	4	16.67%	0	0%	0	0%	24	2.92	3	3	0.49
Curriculum, Instruction, and Assessment	1	4.17%	20	83.33%	3	12.5%	0	0%	0	0%	24	2.92	3	3	0.4
Attitude	10	41.67%	14	58.33%	0	0%	0	0%	0	0%	24	3.42	3	3	0.49
Communication	4	16.67%	19	79.17%	1	4.17%	0	0%	0	0%	24	3.12	3	3	0.44
Collaboration	3	12.5%	21	87.5%	0	0%	0	0%	0	0%	24	3.12	3	3	0.33
Initiative	11	45.83%	12	50%	1	4.17%	0	0%	0	0%	24	3.42	3	3	0.57
Legal and Ethical Conduct	1	4.17%	22	91.67%	1	4.17%	0	0%	0	0%	24	3	3	3	0.29
Commitment to Continuous Improvement	6	25%	18	75%	0	0%	0	0%	0	0%	24	3.25	3	3	0.43
Total/Percentage	38	19.79%	144	75%	10	5.21%	0	0%	0	0%	192				

MEDT 8468 SCOPE AND SEQUENCE OF INSTRUCTION PROJECT RUBRIC

Term	Course Number	Course Title	Section	CourseWork Name	Assessment Tool (s)	Number of students that received this coursework	Number of students who have submitted this coursework	Number of students who have not submitted this coursework	Number of students who have been assessed for this coursework
Summer Semester 2021	MEDT 8468	The Inst Ldrshp Role of SLMS	E01	MEDT 8468 Scope and Sequence of Instruction Project Summer 2021	MEDT 8468 Scope and Sequence of Instruction Project Rubric	17	17	0	17

THE TABLES BELOW CONTAIN AGGREGATE DATA FOR THE FORM : MEDT 8468 Scope and Sequence of Instruction Project Rubric

PK12 Scope and Sequence of Instruction Project	# Exemplary	% Exemplary	# Proficient	% Proficient	# Developing	% Developing	# Emerging	% Emerging	# No Response	% No Response	Total Response	Mean	Median	Mode	Standard Deviation
Format	8	47.06%	9	52.94%	0	0%	0	0%	0	0%	17	3.47	3	3	0.5
Instructional Design	0	0%	17	100%	0	0%	0	0%	0	0%	17	3	3	3	0
Student Focus	9	52.94%	8	47.06%	0	0%	0	0%	0	0%	17	3.53	4	4	0.5
Alignment	9	52.94%	8	47.06%	0	0%	0	0%	0	0%	17	3.53	4	4	0.5
Learning Theory Application	2	11.76%	15	88.24%	0	0%	0	0%	0	0%	17	3.12	3	3	0.32
Total/Percentage	28	32.94%	57	67.06%	0	0%	0	0%	0	0%	85				

Survey Data – Near Completer Survey and/or Completer Survey

Please review the program survey data from the method in which the program collects the data annually. This includes the **near completer survey** and perhaps the **program completer survey** data. Specifically from the near completer survey, what are candidates suggesting, based on their perceptions of the program, and in what ways will the program remain the same or be modified for continuous improvement? When is the survey distributed? What is the response rate and/or number of responses? Do you see differences within the program based on student perceptions this year?

Include this review/analysis in your Closing the Loop summary findings.

In addition, please add this exact question to your “near completer survey” for the very next survey that is distributed within your program and all future surveys.

How likely are you to recommend this program to others?

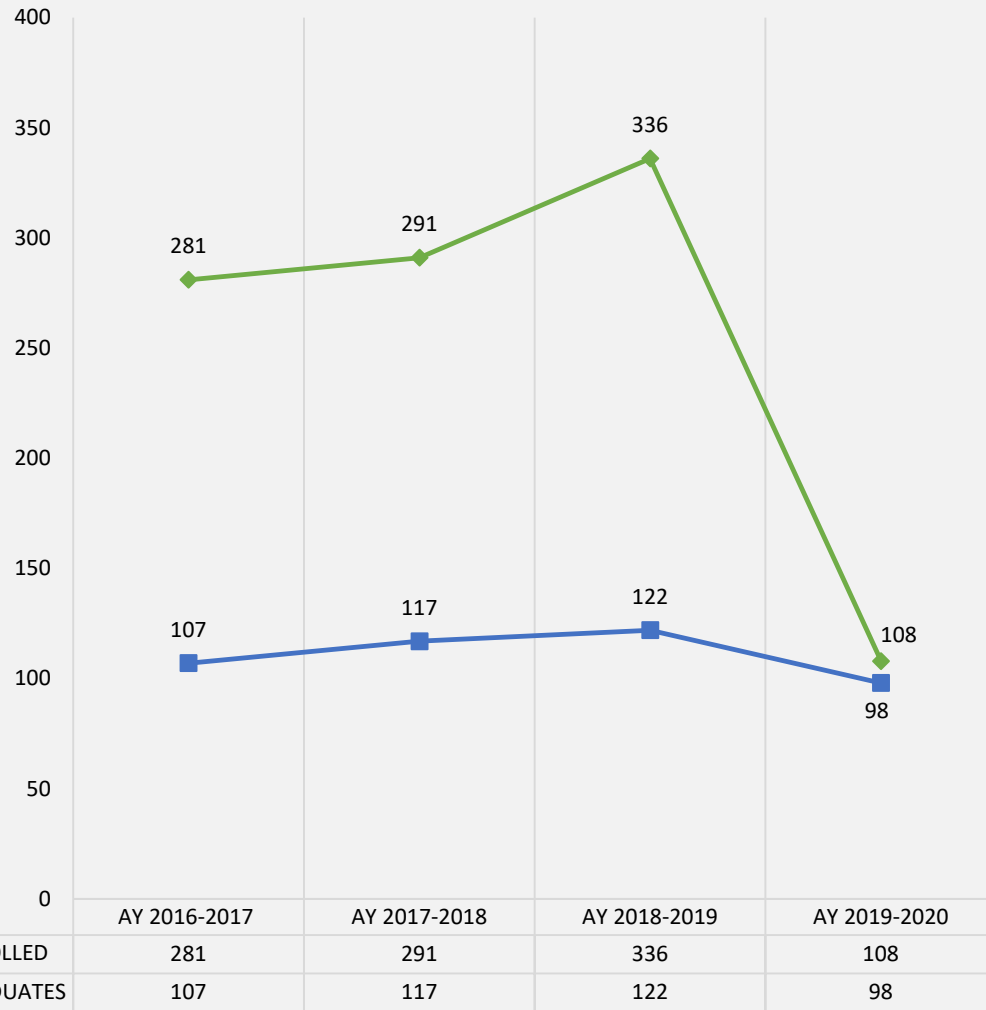
This is the “net promoter score” (overall satisfaction and loyalty to the brand).

This metric will be included in our institutional scorecard.

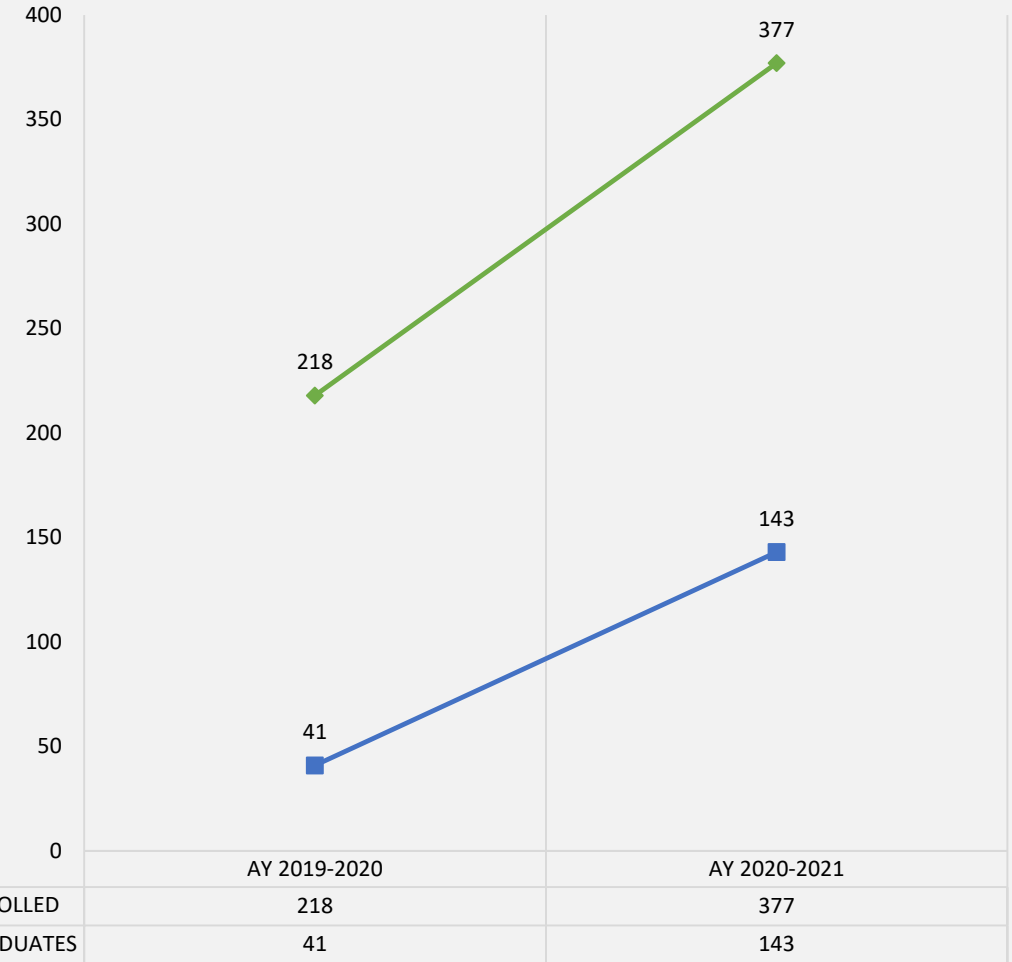
Make this a scale of 1-10 so students can indicate 10 = highly recommend and 1 = would not recommend

ENROLLMENT AND GRADUATION

ED.S. IN MEDIA ENROLLMENT AND GRADUATION DATA TRENDS

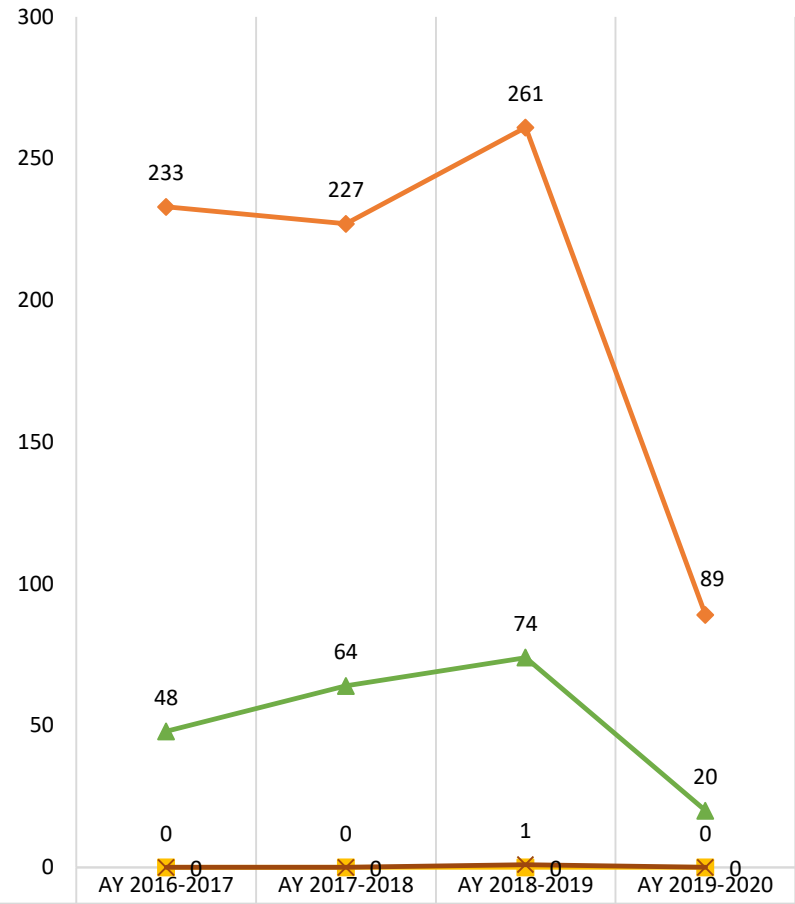


ED.S. IN INSTRUCTIONAL TECHNOLOGY, MEDIA & DESIGN ENROLLMENT AND GRADUATION DATA TRENDS



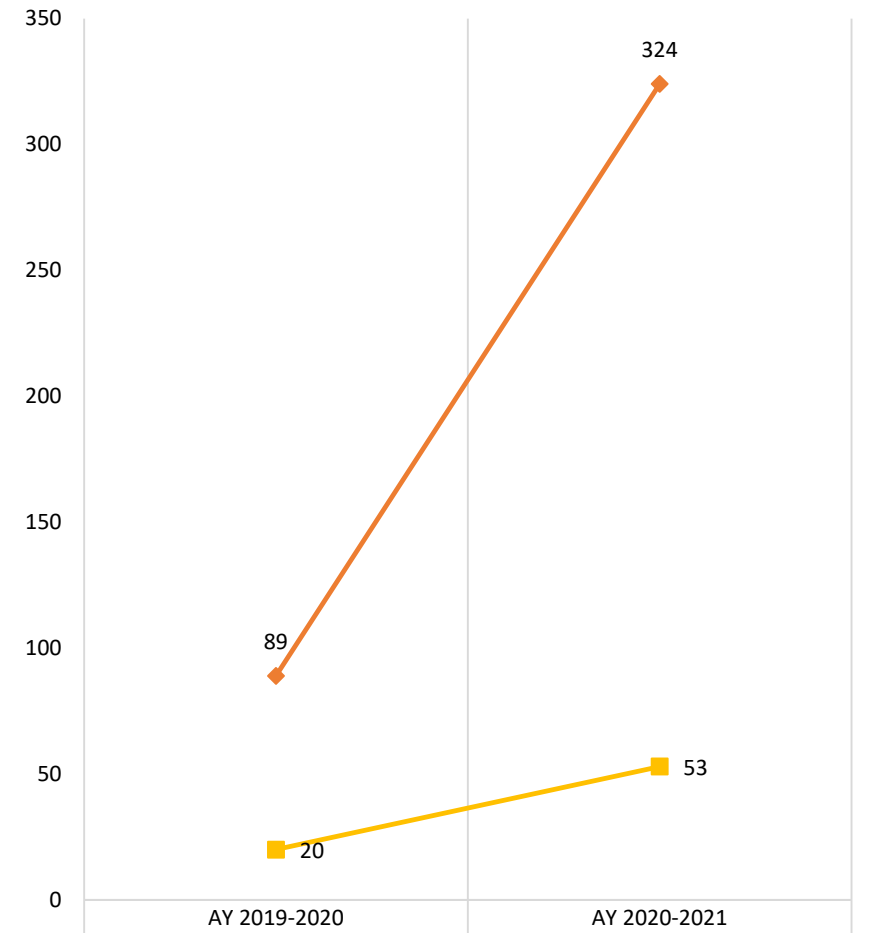
ENROLLMENT

ENROLLMENT TRENDS FOR ED.S. IN MEDIA



Ed.S. Instruction Technology	233	227	261	89
Ed.S. IT School Library Media Cert	0	0	0	0
Ed.S. Media Specialist	48	64	74	20
Ed.S. Media	0	0	1	0

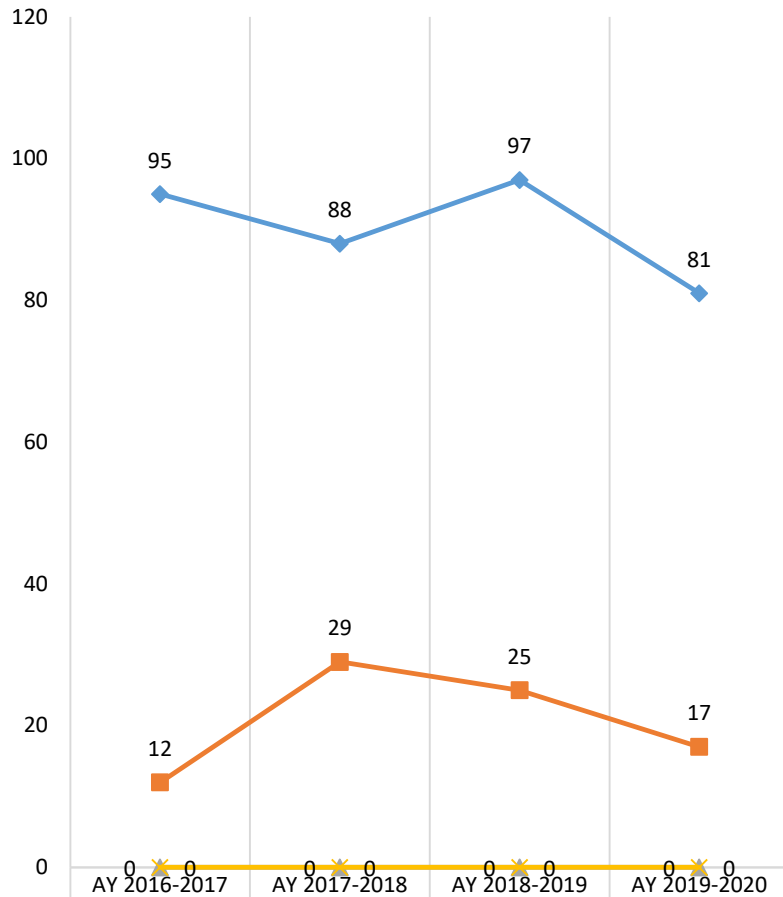
ENROLLMENT TRENDS FOR ED.S. IN INSTRUCTIONAL TECHNOLOGY, MEDIA & DESIGN



Ed.S. Instruction Technology	89	324
Ed.S. School Library Media	20	53

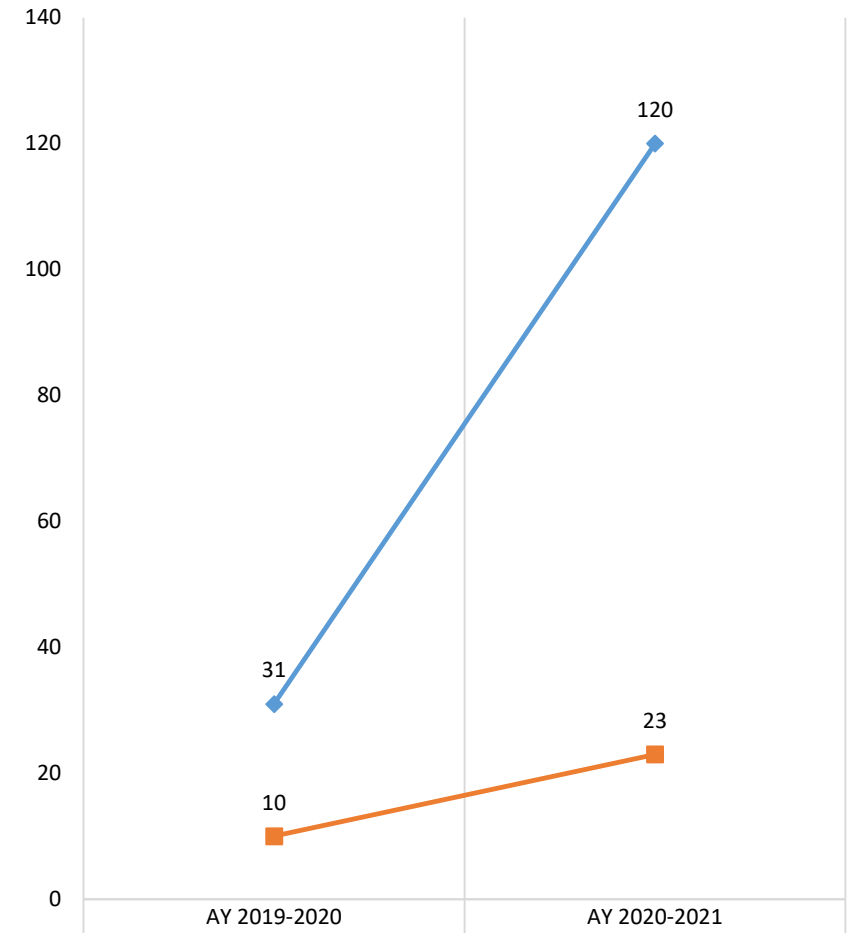
GRADUATION

GRADUATION TRENDS FOR ED.S. IN MEDIA



Ed.S. Instruction Technology	95	88	97	81
Ed.S. Media Specialist	12	29	25	17
Ed.S. Media	0	0	0	0
Ed.S. IT School Library Media Cert	0	0	0	0

GRADUATION TRENDS FOR ED.S. IN INSTRUCTIONAL TECHNOLOGY, MEDIA & DESIGN

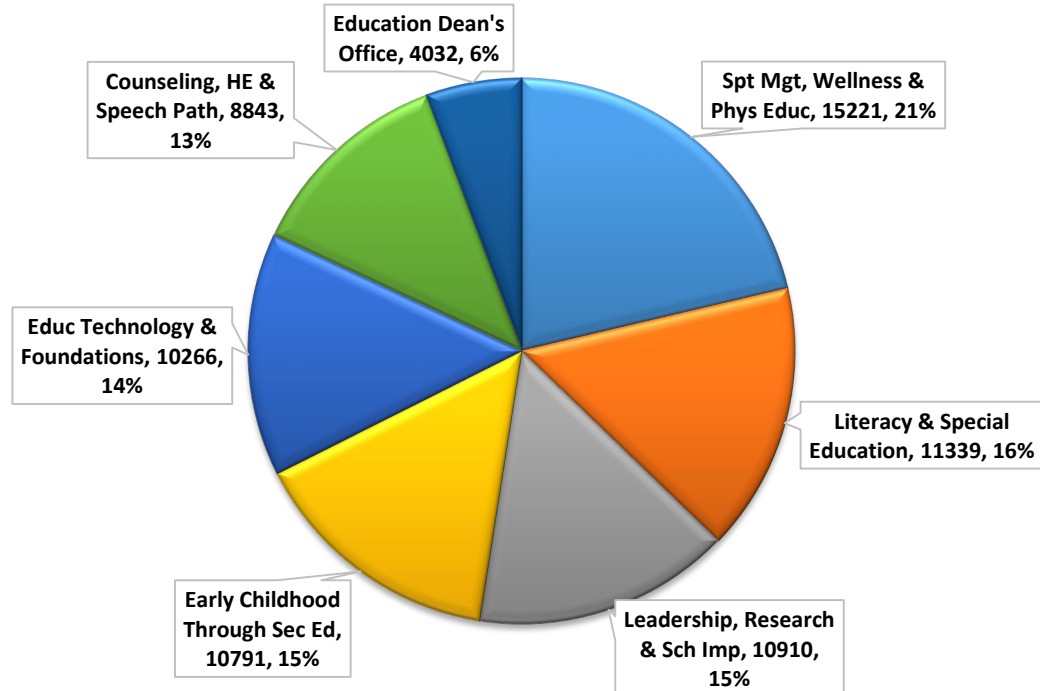


Ed.S. Instruction Technology	31	120
Ed.S. School Library Media	10	23

CREDIT HOUR PRODUCTION

TERM	SUMMER 2020			FALL 2020			SPRING 2021			Total by ROWS		
DEPT	ENRL	MAX_ENRL	CRED_HRS	ENRL	MAX_ENRL	CRED_HRS	ENRL	MAX_ENRL	CRED_HRS	ENRL	MAX_ENRL	CRED_HRS
Spt Mgt, Wellness & Phys Educ	859	957	2324	2365	2624	6348	2338	2621	6549	5562	6202	15221
Literacy & Special Education	984	1162	2784	1580	1995	4688	1319	1822	3867	3883	4979	11339
Leadership, Research & Sch Imp	1210	1478	3598	1282	1533	3816	1177	1397	3496	3669	4408	10910
Early Childhood Through Sec Ed	855	985	2535	1483	2167	3750	1562	2015	4506	3900	5167	10791
Educ Technology & Foundations	1043	1039	2997	1262	1380	3645	1268	1485	3624	3573	3904	10266
Counseling, HE & Speech Path	659	772	2046	1071	1301	3336	1132	1509	3461	2793	3504	8843
Education Dean's Office	238	250	714	569	630	1707	537	604	1611	1344	1484	4032
Total by COLUMNS	5848	6643	16998	9612	11630	27290	9333	11453	27114	24724	29648	71402

CREDIT HOUR PRODUCTION FOR COLLEGE OF EDUCATION FOR AY 20-21 BY DEPARTMENT



CREDIT HOUR PRODUCTION FOR EDUCATIONAL TECHNOLOGY & FOUNDATIONS BY TERM

