



COLLEGE OF EDUCATION

Innovation in Teaching, Leadership, and Wellness

DATA PROGRAM REPORT

M.Ed. READING INSTRUCTION & ESOL ENDORSEMENT

THE UNIVERSITY OF WEST GEORGIA

FALL 2020 | SPRING 2021 | SUMMER 2021

COURSE ENROLLMENT– ALL STUDENT DATA

READ 7201 SCHOOL-BASED IN-SERVICE PROJECT RUBRIC

Term	Course Number	Course Title	Section	CourseWork Name	Assessment Tool (s)	Number of students that received this coursework	Number of students who have submitted this coursework	Number of students who have not submitted this coursework	Number of students who have been assessed for this coursework
Fall Semester 2020	READ 7201	Teacher as Lang & Litrcy Ldr	E01	READ 7201 School-Based In-Service Project Fall 2020	READ 7201 School-Based In-Service Project Rubric 5.20.2020	26	26	0	26

THE TABLES BELOW CONTAIN AGGREGATE DATA FOR THE FORM : READ 7201 School-Based In-Service Project Rubric 5.20.2020

	# Exemplary	% Exemplary	# Proficient	% Proficient	# Developing	% Developing	# Beginning	% Beginning	# No Response	% No Response	Total Response	Mean	Median	Mode	Standard Deviation
Presentation		%			#	%	#	%	# No Response	% No Response	Total Response	Mean	Median	Mode	Standard Deviation
Date and documentation of in-service presentation	24	92.31%	0	0%	0	0%	2	7.69%	0	0%	26	3.77	4	4	0.8
Appropriate venue used to present In-Service (PowerPoint, Prezi, Slide Rocket, etc.)	25	100%	0	0%	0	0%	0	0%	1	3.85%	25	4	4	4	0
Literacy Area Identified and Skill Chosen to Teach	21	80.77%	2	7.69%	3	11.54%	0	0%	0	0%	26	3.69	4	4	0.67
Data analysis	19	73.08%	5	19.23%	2	7.69%	0	0%	0	0%	26	3.65	4	4	0.62
Literacy strategy 1	21	80.77%	2	7.69%	3	11.54%	0	0%	0	0%	26	3.69	4	4	0.67
Literacy strategy 2	21	80.77%	2	7.69%	3	11.54%	0	0%	0	0%	26	3.69	4	4	0.67
Literacy strategy 3	21	80.77%	2	7.69%	3	11.54%	0	0%	0	0%	26	3.69	4	4	0.67
Utilization of technology	20	76.92%	2	7.69%	3	11.54%	1	3.85%	0	0%	26	3.58	4	4	0.84
Outside sources and references	21	80.77%	2	7.69%	1	3.85%	2	7.69%	0	0%	26	3.62	4	4	0.88
Total/Percentage	193	82.83%	17	7.3%	18	7.73%	5	2.15%	1	0.43%	233				
Paper		%			#	%	#	%	# No Response	% No Response	Total Response	Mean	Median	Mode	Standard Deviation
Written synopsis	21	80.77%	5	19.23%	0	0%	0	0%	0	0%	26	3.81	4	4	0.39
Written reflection	20	76.92%	5	19.23%	1	3.85%	0	0%	0	0%	26	3.73	4	4	0.52
APA for paper format and citations	23	88.46%	3	11.54%	0	0%	0	0%	0	0%	26	3.88	4	4	0.32
Writing conventions	22	84.62%	4	15.38%	0	0%	0	0%	0	0%	26	3.85	4	4	0.36
Total/Percentage	86	82.69%	17	16.35%	1	0.96%	0	0%	0	0%	104				

READ 7201 SCHOOL-BASED IN-SERVICE PROJECT RUBRIC

Term	Course Number	Course Title	Section	CourseWork Name	Assessment Tool (s)	Number of students that received this coursework	Number of students who have submitted this coursework	Number of students who have not submitted this coursework	Number of students who have been assessed for this coursework
Spring Semester 2021	READ 7201	Teacher as Lang & Litrcy Ldr	E01	READ 7201 School-Based In-Service Project Spring 2021	READ 7201 School-Based In-Service Project Rubric 5.20.2020	25	24	1	24

THE TABLES BELOW CONTAIN AGGREGATE DATA FOR THE FORM : READ 7201 School-Based In-Service Project Rubric 5.20.2020

	# Exemplary	% Exemplary	# Proficient	% Proficient	# Developing	% Developing	# Beginning	% Beginning	# No Response	% No Response	Total Response	Mean	Median	Mode	Standard Deviation
Presentation															
Date and documentation of in-service presentation	22	91.67%	0	0%	0	0%	2	8.33%	0	0%	24	3.75	4	4	0.83
Appropriate venue used to present In-Service (PowerPoint, Prezi, Slide Rocket, etc.)	22	91.67%	1	4.17%	1	4.17%	0	0%	0	0%	24	3.88	4	4	0.44
Literacy Area Identified and Skill Chosen to Teach	22	91.67%	1	4.17%	0	0%	1	4.17%	0	0%	24	3.83	4	4	0.62
Data analysis	21	87.5%	2	8.33%	0	0%	1	4.17%	0	0%	24	3.79	4	4	0.64
Literacy strategy 1	23	95.83%	0	0%	0	0%	1	4.17%	0	0%	24	3.88	4	4	0.6
Literacy strategy 2	23	95.83%	0	0%	0	0%	1	4.17%	0	0%	24	3.88	4	4	0.6
Literacy strategy 3	23	95.83%	0	0%	0	0%	1	4.17%	0	0%	24	3.88	4	4	0.6
Utilization of technology	21	87.5%	2	8.33%	0	0%	1	4.17%	0	0%	24	3.79	4	4	0.64
Outside sources and references	21	87.5%	2	8.33%	0	0%	1	4.17%	0	0%	24	3.79	4	4	0.64
Total/Percentage	198	91.67%	8	3.7%	1	0.46%	9	4.17%	0	0%	216				
Paper															
Written synopsis	20	83.33%	3	12.5%	0	0%	1	4.17%	0	0%	24	3.75	4	4	0.66
Written reflection	20	83.33%	3	12.5%	0	0%	1	4.17%	0	0%	24	3.75	4	4	0.66
APA for paper format and citations	23	95.83%	0	0%	0	0%	1	4.17%	0	0%	24	3.88	4	4	0.6
Writing conventions	21	87.5%	2	8.33%	0	0%	1	4.17%	0	0%	24	3.79	4	4	0.64
Total/Percentage	84	87.5%	8	8.33%	0	0%	4	4.17%	0	0%	96				

READ 7201 SCHOOL-BASED IN-SERVICE PROJECT RUBRIC

Term	Course Number	Course Title	Section	CourseWork Name	Assessment Tool (s)	Number of students that received this coursework	Number of students who have submitted this coursework	Number of students who have not submitted this coursework	Number of students who have been assessed for this coursework
Summer Semester 2021	READ 7201	Teacher as Lang & Litrcy Ldr	E01	READ 7201 School-Based In-Service Project Summer 2021	READ 7201 School-Based In-Service Project Rubric 5.20.2020	18	18	0	18

THE TABLES BELOW CONTAIN AGGREGATE DATA FOR THE FORM : READ 7201 School-Based In-Service Project Rubric 5.20.2020

	# Exemplary	% Exemplary	# Proficient	% Proficient	# Developing	% Developing	# Beginning	% Beginning	# No Response	% No Response	Total Response	Mean	Median	Mode	Standard Deviation
Presentation															
Date and documentation of in-service presentation	18	100%	0	0%	0	0%	0	0%	0	0%	18	4	4	4	0
Appropriate venue used to present In-Service (PowerPoint, Prezi, Slide Rocket, etc.)	18	100%	0	0%	0	0%	0	0%	0	0%	18	4	4	4	0
Literacy Area Identified and Skill Chosen to Teach	17	94.44%	0	0%	1	5.56%	0	0%	0	0%	18	3.89	4	4	0.46
Data analysis	17	94.44%	0	0%	1	5.56%	0	0%	0	0%	18	3.89	4	4	0.46
Literacy strategy 1	17	94.44%	1	5.56%	0	0%	0	0%	0	0%	18	3.94	4	4	0.23
Literacy strategy 2	17	94.44%	1	5.56%	0	0%	0	0%	0	0%	18	3.94	4	4	0.23
Literacy strategy 3	17	94.44%	1	5.56%	0	0%	0	0%	0	0%	18	3.94	4	4	0.23
Utilization of technology	16	88.89%	1	5.56%	1	5.56%	0	0%	0	0%	18	3.83	4	4	0.5
Outside sources and references	17	94.44%	0	0%	1	5.56%	0	0%	0	0%	18	3.89	4	4	0.46
Total/Percentage	154	95.06%	4	2.47%	4	2.47%	0	0%	0	0%	162				
Paper															
Written synopsis	16	88.89%	1	5.56%	1	5.56%	0	0%	0	0%	18	3.83	4	4	0.5
Written reflection	16	88.89%	0	0%	2	11.11%	0	0%	0	0%	18	3.78	4	4	0.63
APA for paper format and citations	16	88.89%	0	0%	1	5.56%	1	5.56%	0	0%	18	3.72	4	4	0.8
Writing conventions	16	88.89%	2	11.11%	0	0%	0	0%	0	0%	18	3.89	4	4	0.31
Total/Percentage	64	88.89%	3	4.17%	4	5.56%	1	1.39%	0	0%	72				

READ 7263 LITERACY CASE STUDY RUBRIC

Term	Course Number	Course Title	Section	CourseWork Name	Assessment Tool (s)	Number of students that received this coursework	Number of students who have submitted this coursework	Number of students who have not submitted this coursework	Number of students who have been assessed for this coursework
Fall Semester 2020	READ 7263	Comp Lang&Ltrcy Assess&Interv	E01	READ 7263 Literacy Case Study Fall 2020	READ 7263 Literacy Case Study Rubric 5.1.2020	27	27	0	27

THE TABLES BELOW CONTAIN AGGREGATE DATA FOR THE FORM : READ 7263 Literacy Case Study Rubric 5.1.2020

Rubric	# Proficient	% Proficient	# Developing	% Developing	# Beginning	% Beginning	# No Response	% No Response	Total Response	Mean	Median	Mode	Standard Deviation
Section 1: Student Literacy Biography (Weight: 10%)	27	100%	0	0%	0	0%	0	0%	27	3	3	3	0
Section 2: Assessment Results(Weight: 5%)	26	96.3%	0	0%	1	3.7%	0	0%	27	2.93	3	3	0.38
Section 3: Intervention Plan (Weight: 10%)	23	85.19%	4	14.81%	0	0%	0	0%	27	2.88	3	3	0.32
Section 4: Recorded Lesson Reflection(Weight: 20%)	23	85.19%	3	11.11%	1	3.7%	0	0%	27	2.81	3	3	0.47
Section 5: Recommendations (Weight: 10%)	24	92.31%	2	7.69%	0	0%	1	3.7%	26	2.92	3	3	0.27
Section 6: Overall Reflection (Weight: 10%)	14	51.85%	13	48.15%	0	0%	0	0%	27	2.52	3	3	0.5
References (Weight: 5%)	19	70.37%	6	22.22%	2	7.41%	0	0%	27	2.63	3	3	0.62
Appendixes A–C: Permission Form, Parent Questionnaire, Student Interest Survey(Weight: 5%)	26	96.3%	0	0%	1	3.7%	0	0%	27	2.93	3	3	0.38
Appendixes D–G: Tutoring Plans/Student Work Samples(Weight: 20%)	21	77.78%	2	7.41%	4	14.81%	0	0%	27	2.63	3	3	0.73
Writing Conventions/APA Formatting(Weight: 5%)	17	62.96%	9	33.33%	1	3.7%	0	0%	27	2.59	3	3	0.56
Total/Percentage	220	81.78%	39	14.5%	10	3.72%	1	0.37%	269				

READ 7263 LITERACY CASE STUDY RUBRIC

Term	Course Number	Course Title	Section	CourseWork Name	Assessment Tool (s)	Number of students that received this coursework	Number of students who have submitted this coursework	Number of students who have not submitted this coursework	Number of students who have been assessed for this coursework
Spring Semester 2021	READ 7263	Comp Lang&Ltrcy Assess&Interv	E01	READ 7263 Literacy Case Study Spring 2021	READ 7263 Literacy Case Study Rubric 12.12.2020	17	16	1	16

THE TABLES BELOW CONTAIN AGGREGATE DATA FOR THE FORM : READ 7263 Literacy Case Study Rubric 12.12.2020

Rubric	# Exemplary	% Exemplary	# Proficient	% Proficient	# Developing	% Developing	# Beginning	% Beginning	# No Response	% No Response	Total Response	Mean	Median	Mode	Standard Deviation
Section 1: Student Literacy Biography (Weight: 10%)	15	93.75%	1	6.25%	0	0%	0	0%	0	0%	16	3.94	4	4	0.24
Section 2: Assessment Results (Weight: 5%)	12	75%	3	18.75%	1	6.25%	0	0%	0	0%	16	3.69	4	4	0.58
Section 3: Intervention Plan (Weight: 10%)	13	81.25%	3	18.75%	0	0%	0	0%	0	0%	16	3.81	4	4	0.39
Section 4: Recorded Lesson Reflection (Weight: 20%)	16	100%	0	0%	0	0%	0	0%	0	0%	16	4	4	4	0
Section 5: Recommendations (Weight: 10%)	16	100%	0	0%	0	0%	0	0%	0	0%	16	4	4	4	0
Section 6: Overall Reflection (Weight: 10%)	12	75%	3	18.75%	1	6.25%	0	0%	0	0%	16	3.69	4	4	0.58
References (Weight: 5%)	9	56.25%	3	18.75%	4	25%	0	0%	0	0%	16	3.31	4	4	0.85
Appendixes A–C: Permission Form, Parent Questionnaire, Student Interest Survey (Weight: 5%)	16	100%	0	0%	0	0%	0	0%	0	0%	16	4	4	4	0
Appendixes D–G: Tutoring Plans/Student Work Samples (Weight: 20%)	12	75%	1	6.25%	1	6.25%	2	12.5%	0	0%	16	3.44	4	4	1.06
Writing Conventions/APA Formatting (Weight: 5%)	9	56.25%	5	31.25%	2	12.5%	0	0%	0	0%	16	3.44	4	4	0.7
Total/Percentage	130	81.25%	19	11.88%	9	5.62%	2	1.25%	0	0%	160				

READ 7263 LITERACY CASE STUDY RUBRIC

Term	Course Number	Course Title	Section	CourseWork Name	Assessment Tool (s)	Number of students that received this coursework	Number of students who have submitted this coursework	Number of students who have not submitted this coursework	Number of students who have been assessed for this coursework
Summer Semester 2021	READ 7263	Comp Lang&Ltrcy Assess&Interv	E01	READ 7263 Literacy Case Study Summer 2021	READ 7263 Literacy Case Study Rubric 12.12.2020	22	22	0	22

THE TABLES BELOW CONTAIN AGGREGATE DATA FOR THE FORM : READ 7263 Literacy Case Study Rubric 12.12.2020

Rubric	# Exemplary	% Exemplary	# Proficient	% Proficient	# Developing	% Developing	# Beginning	% Beginning	# No Response	% No Response	Total Response	Mean	Median	Mode	Standard Deviation
Section 1: Student Literacy Biography (Weight: 10%)	20	90.91%	1	4.55%	1	4.55%	0	0%	0	0%	22	3.86	4	4	0.46
Section 2: Assessment Results (Weight: 5%)	21	95.45%	1	4.55%	0	0%	0	0%	0	0%	22	3.95	4	4	0.21
Section 3: Intervention Plan (Weight: 10%)	18	81.82%	2	9.09%	2	9.09%	0	0%	0	0%	22	3.73	4	4	0.62
Section 4: Recorded Lesson Reflection (Weight: 20%)	20	90.91%	2	9.09%	0	0%	0	0%	0	0%	22	3.91	4	4	0.29
Section 5: Recommendations (Weight: 10%)	21	95.45%	1	4.55%	0	0%	0	0%	0	0%	22	3.95	4	4	0.21
Section 6: Overall Reflection (Weight: 10%)	11	50%	9	40.91%	2	9.09%	0	0%	0	0%	22	3.41	3.5	4	0.65
References (Weight: 5%)	15	68.18%	5	22.73%	1	4.55%	1	4.55%	0	0%	22	3.55	4	4	0.78
Appendixes A–C: Permission Form, Parent Questionnaire, Student Interest Survey (Weight: 5%)	22	100%	0	0%	0	0%	0	0%	0	0%	22	4	4	4	0
Appendixes D–G: Tutoring Plans/Student Work Samples (Weight: 20%)	16	72.73%	4	18.18%	2	9.09%	0	0%	0	0%	22	3.64	4	4	0.64
Writing Conventions/APA Formatting (Weight: 5%)	17	77.27%	5	22.73%	0	0%	0	0%	0	0%	22	3.77	4	4	0.42
Total/Percentage	181	82.27%	30	13.64%	8	3.64%	1	0.45%	0	0%	220				

READ 7271 LITERACY THEORIES PAPER RUBRIC

Term	Course Number	Course Title	Section	CourseWork Name	Assessment Tool (s)	Number of students that received this coursework	Number of students who have submitted this coursework	Number of students who have not submitted this coursework	Number of students who have been assessed for this coursework
Fall Semester 2020	READ 7271	Theo&Ped Apprch to Lang&Lit I	E01	READ 7271 Literacy Theories Paper Fall 2020	READ 7271 Literacy Theories Paper Rubric 5.1.2020	26	26	0	26

THE TABLES BELOW CONTAIN AGGREGATE DATA FOR THE FORM : READ 7271 Literacy Theories Paper Rubric 5.1.2020

Rubric	# Exemplary	% Exemplary	# Proficient	% Proficient	# Developing	% Developing	# Beginning	% Beginning	# No Response	% No Response	Total Response	Mean	Median	Mode	Standard Deviation
Section 1: Introduction(Weight: 5%)	24	92.31%	2	7.69%	0	0%	0	0%	0	0%	26	3.92	4	4	0.27
Section 2.1: Bottom-Up Theoretical Approach – Historical Background and Biographical Sketch of Theorists(Weight: 10%)	24	92.31%	2	7.69%	0	0%	0	0%	0	0%	26	3.92	4	4	0.27
Section 2.2: Bottom-Up Theoretical Approach – Explanation of Theoretical Approach(Weight: 10%)	15	57.69%	10	38.46%	1	3.85%	0	0%	0	0%	26	3.54	4	4	0.57
Section 2.3: Bottom-Up Theoretical Approach – Effects on Student Literacy Success(Weight: 10%)	14	53.85%	6	23.08%	4	15.38%	2	7.69%	0	0%	26	3.25	4	4	0.97
Section 2.4: Bottom-Up Theoretical Approach – Classroom Applications and Technology Integration(Weight: 10%)	20	76.92%	6	23.08%	0	0%	0	0%	0	0%	26	3.77	4	4	0.42
Section 3.1: Top-Down Theoretical Approach – Historical Background and Biographical Sketch of Theorists(Weight: 10%)	25	96.15%	1	3.85%	0	0%	0	0%	0	0%	26	3.96	4	4	0.19
Section 3.2: Top-Down Theoretical Approach – Explanation of Theoretical Approach(Weight: 10%)	15	57.69%	10	38.46%	1	3.85%	0	0%	0	0%	26	3.54	4	4	0.57
Section 3.3: Top-Down Theoretical Approach – Effects on Student Literacy Success(Weight: 10%)	16	61.54%	4	15.38%	5	19.23%	1	3.85%	0	0%	26	3.37	4	4	0.92
Section 3.4: Top-Down Theoretical Approach – Classroom Applications and Technology Integration(Weight: 10%)	20	76.92%	6	23.08%	0	0%	0	0%	0	0%	26	3.77	4	4	0.42
Section 4: Overall Reflection(Weight: 10%)	13	50%	12	46.15%	1	3.85%	0	0%	0	0%	26	3.46	3.5	4	0.57
APA Format and Writing Conventions(Weight: 5%)	11	42.31%	14	53.85%	1	3.85%	0	0%	0	0%	26	3.38	3	3	0.56
Total/Percentage	197	68.88%	73	25.52%	13	4.55%	3	1.05%	0	0%	286				

READ 7271 LITERACY THEORIES PAPER RUBRIC

Term	Course Number	Course Title	Section	CourseWork Name	Assessment Tool (s)	Number of students that received this coursework	Number of students who have submitted this coursework	Number of students who have not submitted this coursework	Number of students who have been assessed for this coursework
Spring Semester 2021	READ 7271	Theo&Ped Apprch to Lang&Lit I	E01	READ 7271 Literacy Theories Paper Spring 2021	READ 7271 Literacy Theories Paper 12.12.2020	13	13	0	13

THE TABLES BELOW CONTAIN AGGREGATE DATA FOR THE FORM : READ 7271 Literacy Theories Paper 12.12.2020

Rubric	# Exemplary	% Exemplary	# Proficient	% Proficient	# Developing	% Developing	# Beginning	% Beginning	# No Response	% No Response	Total Response	Mean	Median	Mode	Standard Deviation
Section 1: Introduction (Weight: 5%)	8	61.54%	5	38.46%	0	0%	0	0%	0	0%	13	3.62	4	4	0.49
Sections 2.1 & 3.1: Historical Background and Biographical Sketch of Theorists (Weight: 20%)	9	69.23%	4	30.77%	0	0%	0	0%	0	0%	13	3.69	4	4	0.46
Sections 2.2 & 3.2 Explanation of Theoretical Approach (Weight: 20%)	6	46.15%	7	53.85%	0	0%	0	0%	0	0%	13	3.46	3	3	0.5
Sections 2.3 & 3.3: Effects on Student Literacy Success (Weight: 20%)	5	38.46%	4	30.77%	3	23.08%	1	7.69%	0	0%	13	3	3	4	0.96
Sections 2.4 & 3.4: Classroom Applications (Weight: 20%)	6	46.15%	5	38.46%	2	15.38%	0	0%	0	0%	13	3.31	3	4	0.72
Section 4: Overall Reflection (Weight: 10%)	5	38.46%	5	38.46%	3	23.08%	0	0%	0	0%	13	3.15	3	3	0.77
APA Format and Writing Conventions (Weight: 5%)	5	38.46%	5	38.46%	3	23.08%	0	0%	0	0%	13	3.19	3	4	0.77
Total/Percentage	44	48.35%	35	38.46%	11	12.09%	1	1.1%	0	0%	91				

READ 7271 LITERACY THEORIES PAPER RUBRIC

Term	Course Number	Course Title	Section	CourseWork Name	Assessment Tool (s)	Number of students that received this coursework	Number of students who have submitted this coursework	Number of students who have not submitted this coursework	Number of students who have been assessed for this coursework
Summer Semester 2021	READ 7271	Theo&Ped Apprch to Lang&Lit I	E01	READ 7271 Literacy Theories Paper Summer 2021	READ 7271 Literacy Theories Paper 12.12.2020	21	21	0	21

THE TABLES BELOW CONTAIN AGGREGATE DATA FOR THE FORM : READ 7271 Literacy Theories Paper 12.12.2020

Rubric	# Exemplary	% Exemplary	# Proficient	% Proficient	# Developing	% Developing	# Beginning	% Beginning	# No Response	% No Response	Total Response	Mean	Median	Mode	Standard Deviation
Section 1: Introduction (Weight: 5%)	18	85.71%	3	14.29%	0	0%	0	0%	0	0%	21	3.86	4	4	0.35
Sections 2.1 & 3.1: Historical Background and Biographical Sketch of Theorists (Weight: 20%)	19	90.48%	1	4.76%	1	4.76%	0	0%	0	0%	21	3.86	4	4	0.47
Sections 2.2 & 3.2 Explanation of Theoretical Approach (Weight: 20%)	14	66.67%	6	28.57%	1	4.76%	0	0%	0	0%	21	3.62	4	4	0.58
Sections 2.3 & 3.3: Effects on Student Literacy Success (Weight: 20%)	16	76.19%	2	9.52%	3	14.29%	0	0%	0	0%	21	3.62	4	4	0.72
Sections 2.4 & 3.4: Classroom Applications (Weight: 20%)	16	76.19%	4	19.05%	1	4.76%	0	0%	0	0%	21	3.71	4	4	0.55
Section 4: Overall Reflection (Weight: 10%)	10	47.62%	9	42.86%	2	9.52%	0	0%	0	0%	21	3.38	3	4	0.65
APA Format and Writing Conventions (Weight: 5%)	9	42.86%	11	52.38%	1	4.76%	0	0%	0	0%	21	3.38	3	3	0.58
Total/Percentage	102	69.39%	36	24.49%	9	6.12%	0	0%	0	0%	147				

READ 7240 LANGUAGE DEVELOPMENT CASE STUDY RUBRIC

Term	Course Number	Course Title	Section	CourseWork Name	Assessment Tool (s)	Number of students that received this coursework	Number of students who have submitted this coursework	Number of students who have not submitted this coursework	Number of students who have been assessed for this coursework
Fall Semester 2020	READ 7240	TESOL:Lit, Lang, & Secnd Lang	E01	READ 7240 Language Development Case Study Fall 2020	READ 7240 Language Development Case Study Rubric	23	23	0	23

THE TABLES BELOW CONTAIN AGGREGATE DATA FOR THE FORM : READ 7240 Language Development Case Study Rubric

Rubric	# Exemplary	% Exemplary	# Proficient	% Proficient	# Developing	% Developing	# Beginning	% Beginning	# No Response	% No Response	Total Response	Mean	Median	Mode	Standard Deviation
Completeness	17	73.91%	4	17.39%	2	8.7%	0	0%	0	0%	23	3.72	4	4	0.55
Understanding of Course Content	19	82.61%	4	17.39%	0	0%	0	0%	0	0%	23	3.87	4	4	0.3
Analysis	12	52.17%	11	47.83%	0	0%	0	0%	0	0%	23	3.61	4	4	0.44
Interpretation of Data	17	73.91%	6	26.09%	0	0%	0	0%	0	0%	23	3.8	4	4	0.35
Recommendations	21	91.3%	2	8.7%	0	0%	0	0%	0	0%	23	3.91	4	4	0.28
Mechanics / APAAPA	6	26.09%	17	73.91%	0	0%	0	0%	0	0%	23	3.35	3	3	0.43
Total/Percentage	92	66.67%	44	31.88%	2	1.45%	0	0%	0	0%	138				

READ 7241 ESOL UNIT PLAN AND TEACHING PORTFOLIO RUBRIC

Term	Course Number	Course Title	Section	CourseWork Name	Assessment Tool (s)	Number of students that received this coursework	Number of students who have submitted this coursework	Number of students who have not submitted this coursework	Number of students who have been assessed for this coursework
Spring Semester 2021	READ 7241	TESOL: Method, Mat, & Asses	E01	READ 7241 ESOL Unit Plan and Teaching Portfolio Project Spring 2021	READ 7241 ESOL Unit Plan and Teaching Portfolio Rubric 12.12.2020	20	20	0	20

THE TABLES BELOW CONTAIN AGGREGATE DATA FOR THE FORM : READ 7241 ESOL Unit Plan and Teaching Portfolio Rubric 12.12.2020

Rubric	# Exemplary	% Exemplary	# Proficient	% Proficient	# Developing	% Developing	# Beginning	% Beginning	# No Response	% No Response	Total Response	Mean	Median	Mode	Standard Deviation
Introduction (at least 1 page)	17	85%	3	15%	0	0%	0	0%	0	0%	20	3.85	4	4	0.36
Lesson Plan 1: Reading and Writing	15	75%	5	25%	0	0%	0	0%	0	0%	20	3.75	4	4	0.43
Recorded Lesson 1 Reflection and Peer Feedback (at least 1 page for the reflection)	20	100%	0	0%	0	0%	0	0%	0	0%	20	4	4	4	0
Lesson Plan 2: Listening and Speaking	16	80%	3	15%	1	5%	0	0%	0	0%	20	3.75	4	4	0.54
Recorded Lesson 2 Reflection and Peer Feedback (at least 1 page for the reflection)	20	100%	0	0%	0	0%	0	0%	0	0%	20	4	4	4	0
Authentic Assessment Plan (at least 2 pages)	12	60%	5	25%	3	15%	0	0%	0	0%	20	3.45	4	4	0.74
Overall Reflection (at least 1 page)	13	65%	7	35%	0	0%	0	0%	0	0%	20	3.65	4	4	0.48
References	10	50%	3	15%	7	35%	0	0%	0	0%	20	3.15	3.5	4	0.91
Writing Conventions/APA Formatting	9	45%	9	45%	2	10%	0	0%	0	0%	20	3.35	3	3	0.65
Total/Percentage	132	73.33%	35	19.44%	13	7.22%	0	0%	0	0%	180				

READ 7239 PHILOSOPHY OF TEACHING CLD STUDENTS RUBRIC

Term	Course Number	Course Title	Section	CourseWork Name	Assessment Tool (s)	Number of students that received this coursework	Number of students who have submitted this coursework	Number of students who have not submitted this coursework	Number of students who have been assessed for this coursework
Summer Semester 2021	READ 7239	TESOL: Cult & Ling Div Clsrm	E01	READ 7239 Philosophy of Teaching CLD Students Summer 2021	READ 7239 Philosophy of Teaching CLD Students Rubric	23	23	0	23

THE TABLES BELOW CONTAIN AGGREGATE DATA FOR THE FORM : READ 7239 Philosophy of Teaching CLD Students Rubric

Rubric	# Exemplary	% Exemplary	# Proficient	% Proficient	# Developing	% Developing	# Beginning	% Beginning	# No Response	% No Response	Total Response	Mean	Median	Mode	Standard Deviation
Approach to Teaching CLD Students (Weight: 40%) What is your approach to teaching CLD students? How do you interact with CLD students and their families?	23	100%	0	0%	0	0%	0	0%	0	0%	23	4	4	4	0
Philosophical, Theoretical, and Research Grounding (Weight: 20%) How do CLD students learn best? What theories, philosophies, and research support your perspectives?	14	60.87%	7	30.43%	2	8.7%	0	0%	0	0%	23	3.52	4	4	0.65
Support for CLD Student Learning (Weight: 20%) How do you address CLD students' cultural identities, backgrounds, and/or experiences for instructional relevancy?	14	60.87%	9	39.13%	0	0%	0	0%	0	0%	23	3.64	4	4	0.48
Organization (Weight: 10%)	21	91.3%	2	8.7%	0	0%	0	0%	0	0%	23	3.91	4	4	0.28
APA Formatting Skills (in-text citations, type of sources, reference page, and format) (Weight: 5%)	15	65.22%	7	30.43%	1	4.35%	0	0%	0	0%	23	3.61	4	4	0.57
Conventions (spelling, punctuation, grammar, and language use) (Weight: 5%)	20	86.96%	3	13.04%	0	0%	0	0%	0	0%	23	3.87	4	4	0.34
Total/Percentage	107	77.54%	28	20.29%	3	2.17%	0	0%	0	0%	138				

M.Ed. READING INSTRUCTION

READ 7201 SCHOOL-BASED IN-SERVICE PROJECT RUBRIC

Term	Course Number	Course Title	Section	CourseWork Name	Assessment Tool (s)	Number of students that received this coursework	Number of students who have submitted this coursework	Number of students who have not submitted this coursework	Number of students who have been assessed for this coursework
Fall Semester 2020	READ 7201	Teacher as Lang & Litrcy Ldr	E01	READ 7201 School-Based In-Service Project Fall 2020	READ 7201 School-Based In-Service Project Rubric 5.20.2020	4	4	0	4

THE TABLES BELOW CONTAIN AGGREGATE DATA FOR THE FORM : READ 7201 School-Based In-Service Project Rubric 5.20.2020

	# Exemplary	% Exemplary	# Proficient	% Proficient	# Developing	% Developing	# Beginning	% Beginning	# No Response	% No Response	Total Response	Mean	Median	Mode	Standard Deviation
Presentation															
Date and documentation of in-service presentation	3	75%	0	0%	0	0%	1	25%	0	0%	4	3.25	4	4	1.3
Appropriate venue used to present In-Service (PowerPoint, Prezi, Slide Rocket, etc.)	4	100%	0	0%	0	0%	0	0%	0	0%	4	4	4	4	0
Literacy Area Identified and Skill Chosen to Teach	4	100%	0	0%	0	0%	0	0%	0	0%	4	4	4	4	0
Data analysis	3	75%	1	25%	0	0%	0	0%	0	0%	4	3.75	4	4	0.43
Literacy strategy 1	3	75%	1	25%	0	0%	0	0%	0	0%	4	3.75	4	4	0.43
Literacy strategy 2	3	75%	1	25%	0	0%	0	0%	0	0%	4	3.75	4	4	0.43
Literacy strategy 3	3	75%	1	25%	0	0%	0	0%	0	0%	4	3.75	4	4	0.43
Utilization of technology	3	75%	0	0%	1	25%	0	0%	0	0%	4	3.5	4	4	0.87
Outside sources and references	4	100%	0	0%	0	0%	0	0%	0	0%	4	4	4	4	0
Total/Percentage	30	83.33%	4	11.11%	1	2.78%	1	2.78%	0	0%	36				
Paper															
Written synopsis	3	75%	1	25%	0	0%	0	0%	0	0%	4	3.75	4	4	0.43
Written reflection	3	75%	1	25%	0	0%	0	0%	0	0%	4	3.75	4	4	0.43
APA for paper format and citations	4	100%	0	0%	0	0%	0	0%	0	0%	4	4	4	4	0
Writing conventions	3	75%	1	25%	0	0%	0	0%	0	0%	4	3.75	4	4	0.43
Total/Percentage	13	81.25%	3	18.75%	0	0%	0	0%	0	0%	16				

READ 7201 SCHOOL-BASED IN-SERVICE PROJECT RUBRIC

Term	Course Number	Course Title	Section	CourseWork Name	Assessment Tool (s)	Number of students that received this coursework	Number of students who have submitted this coursework	Number of students who have not submitted this coursework	Number of students who have been assessed for this coursework
Spring Semester 2021	READ 7201	Teacher as Lang & Litrcy Ldr	E01	READ 7201 School-Based In-Service Project Spring 2021	READ 7201 School-Based In-Service Project Rubric 5.20.2020	13	13	0	13

THE TABLES BELOW CONTAIN AGGREGATE DATA FOR THE FORM : READ 7201 School-Based In-Service Project Rubric 5.20.2020

	# Exemplary	% Exemplary	# Proficient	% Proficient	# Developing	% Developing	# Beginning	% Beginning	# No Response	% No Response	Total Response	Mean	Median	Mode	Standard Deviation
Presentation															
Date and documentation of in-service presentation	13	100%	0	0%	0	0%	0	0%	0	0%	13	4	4	4	0
Appropriate venue used to present In-Service (PowerPoint, Prezi, Slide Rocket, etc.)	13	100%	0	0%	0	0%	0	0%	0	0%	13	4	4	4	0
Literacy Area Identified and Skill Chosen to Teach	12	92.31%	1	7.69%	0	0%	0	0%	0	0%	13	3.92	4	4	0.27
Data analysis	12	92.31%	1	7.69%	0	0%	0	0%	0	0%	13	3.92	4	4	0.27
Literacy strategy 1	13	100%	0	0%	0	0%	0	0%	0	0%	13	4	4	4	0
Literacy strategy 2	13	100%	0	0%	0	0%	0	0%	0	0%	13	4	4	4	0
Literacy strategy 3	13	100%	0	0%	0	0%	0	0%	0	0%	13	4	4	4	0
Utilization of technology	12	92.31%	1	7.69%	0	0%	0	0%	0	0%	13	3.92	4	4	0.27
Outside sources and references	12	92.31%	1	7.69%	0	0%	0	0%	0	0%	13	3.92	4	4	0.27
Total/Percentage	113	96.58%	4	3.42%	0	0%	0	0%	0	0%	117				
Paper															
Written synopsis	12	92.31%	1	7.69%	0	0%	0	0%	0	0%	13	3.92	4	4	0.27
Written reflection	12	92.31%	1	7.69%	0	0%	0	0%	0	0%	13	3.92	4	4	0.27
APA for paper format and citations	13	100%	0	0%	0	0%	0	0%	0	0%	13	4	4	4	0
Writing conventions	12	92.31%	1	7.69%	0	0%	0	0%	0	0%	13	3.92	4	4	0.27
Total/Percentage	49	94.23%	3	5.77%	0	0%	0	0%	0	0%	52				

READ 7201 SCHOOL-BASED IN-SERVICE PROJECT RUBRIC

Term	Course Number	Course Title	Section	CourseWork Name	Assessment Tool (s)	Number of students that received this coursework	Number of students who have submitted this coursework	Number of students who have not submitted this coursework	Number of students who have been assessed for this coursework
Summer Semester 2021	READ 7201	Teacher as Lang & Litrcy Ldr	E01	READ 7201 School-Based In-Service Project Summer 2021	READ 7201 School-Based In-Service Project Rubric 5.20.2020	6	6	0	6

THE TABLES BELOW CONTAIN AGGREGATE DATA FOR THE FORM : READ 7201 School-Based In-Service Project Rubric 5.20.2020

	# Exemplary	% Exemplary	# Proficient	% Proficient	# Developing	% Developing	# Beginning	% Beginning	# No Response	% No Response	Total Response	Mean	Median	Mode	Standard Deviation
Presentation															
Date and documentation of in-service presentation	6	100%	0	0%	0	0%	0	0%	0	0%	6	4	4	4	0
Appropriate venue used to present In-Service (PowerPoint, Prezi, Slide Rocket, etc.)	6	100%	0	0%	0	0%	0	0%	0	0%	6	4	4	4	0
Literacy Area Identified and Skill Chosen to Teach	6	100%	0	0%	0	0%	0	0%	0	0%	6	4	4	4	0
Data analysis	6	100%	0	0%	0	0%	0	0%	0	0%	6	4	4	4	0
Literacy strategy 1	6	100%	0	0%	0	0%	0	0%	0	0%	6	4	4	4	0
Literacy strategy 2	6	100%	0	0%	0	0%	0	0%	0	0%	6	4	4	4	0
Literacy strategy 3	6	100%	0	0%	0	0%	0	0%	0	0%	6	4	4	4	0
Utilization of technology	5	83.33%	0	0%	1	16.67%	0	0%	0	0%	6	3.67	4	4	0.75
Outside sources and references	5	83.33%	0	0%	1	16.67%	0	0%	0	0%	6	3.67	4	4	0.75
Total/Percentage	52	96.3%	0	0%	2	3.7%	0	0%	0	0%	54				
	# Exemplary	% Exemplary	# Proficient	% Proficient	# Developing	% Developing	# Beginning	% Beginning	# No Response	% No Response	Total Response	Mean	Median	Mode	Standard Deviation
Paper															
Written synopsis	5	83.33%	0	0%	1	16.67%	0	0%	0	0%	6	3.67	4	4	0.75
Written reflection	5	83.33%	0	0%	1	16.67%	0	0%	0	0%	6	3.67	4	4	0.75
APA for paper format and citations	5	83.33%	0	0%	0	0%	1	16.67%	0	0%	6	3.5	4	4	1.12
Writing conventions	5	83.33%	1	16.67%	0	0%	0	0%	0	0%	6	3.83	4	4	0.37
Total/Percentage	20	83.33%	1	4.17%	2	8.33%	1	4.17%	0	0%	24				

READ 7263 LITERACY CASE STUDY RUBRIC

Term	Course Number	Course Title	Section	CourseWork Name	Assessment Tool (s)	Number of students that received this coursework	Number of students who have submitted this coursework	Number of students who have not submitted this coursework	Number of students who have been assessed for this coursework
Fall Semester 2020	READ 7263	Comp Lang&Ltrcy Assess&Interv	E01	READ 7263 Literacy Case Study Fall 2020	READ 7263 Literacy Case Study Rubric 5.1.2020	6	6	0	6

THE TABLES BELOW CONTAIN AGGREGATE DATA FOR THE FORM : READ 7263 Literacy Case Study Rubric 5.1.2020

Rubric	# Proficient	% Proficient	# Developing	% Developing	# Beginning	% Beginning	# No Response	% No Response	Total Response	Mean	Median	Mode	Standard Deviation
Section 1: Student Literacy Biography (Weight: 10%)	6	100%	0	0%	0	0%	0	0%	6	3	3	3	0
Section 2: Assessment Results(Weight: 5%)	6	100%	0	0%	0	0%	0	0%	6	3	3	3	0
Section 3: Intervention Plan (Weight: 10%)	6	100%	0	0%	0	0%	0	0%	6	3	3	3	0
Section 4: Recorded Lesson Reflection(Weight: 20%)	5	83.33%	1	16.67%	0	0%	0	0%	6	2.83	3	3	0.37
Section 5: Recommendations (Weight: 10%)	5	83.33%	1	16.67%	0	0%	0	0%	6	2.83	3	3	0.37
Section 6: Overall Reflection (Weight: 10%)	4	66.67%	2	33.33%	0	0%	0	0%	6	2.67	3	3	0.47
References (Weight: 5%)	5	83.33%	1	16.67%	0	0%	0	0%	6	2.83	3	3	0.37
Appendixes A–C: Permission Form, Parent Questionnaire, Student Interest Survey(Weight: 5%)	6	100%	0	0%	0	0%	0	0%	6	3	3	3	0
Appendixes D–G: Tutoring Plans/Student Work Samples(Weight: 20%)	5	83.33%	0	0%	1	16.67%	0	0%	6	2.67	3	3	0.75
Writing Conventions/APA Formatting(Weight: 5%)	4	66.67%	2	33.33%	0	0%	0	0%	6	2.67	3	3	0.47
Total/Percentage	52	86.67%	7	11.67%	1	1.67%	0	0%	60				

READ 7263 LITERACY CASE STUDY RUBRIC

Term	Course Number	Course Title	Section	CourseWork Name	Assessment Tool (s)	Number of students that received this coursework	Number of students who have submitted this coursework	Number of students who have not submitted this coursework	Number of students who have been assessed for this coursework
Spring Semester 2021	READ 7263	Comp Lang&Ltrcy Assess&Interv	E01	READ 7263 Literacy Case Study Spring 2021	READ 7263 Literacy Case Study Rubric 12.12.2020	7	7	0	7

THE TABLES BELOW CONTAIN AGGREGATE DATA FOR THE FORM : READ 7263 Literacy Case Study Rubric 12.12.2020

Rubric	# Exemplary	% Exemplary	# Proficient	% Proficient	# Developing	% Developing	# Beginning	% Beginning	# No Response	% No Response	Total Response	Mean	Median	Mode	Standard Deviation
Section 1: Student Literacy Biography (Weight: 10%)	6	85.71%	1	14.29%	0	0%	0	0%	0	0%	7	3.86	4	4	0.35
Section 2: Assessment Results (Weight: 5%)	6	85.71%	1	14.29%	0	0%	0	0%	0	0%	7	3.86	4	4	0.35
Section 3: Intervention Plan (Weight: 10%)	6	85.71%	1	14.29%	0	0%	0	0%	0	0%	7	3.86	4	4	0.35
Section 4: Recorded Lesson Reflection (Weight: 20%)	7	100%	0	0%	0	0%	0	0%	0	0%	7	4	4	4	0
Section 5: Recommendations (Weight: 10%)	7	100%	0	0%	0	0%	0	0%	0	0%	7	4	4	4	0
Section 6: Overall Reflection (Weight: 10%)	7	100%	0	0%	0	0%	0	0%	0	0%	7	4	4	4	0
References (Weight: 5%)	6	85.71%	0	0%	1	14.29%	0	0%	0	0%	7	3.71	4	4	0.7
Appendixes A–C: Permission Form, Parent Questionnaire, Student Interest Survey (Weight: 5%)	7	100%	0	0%	0	0%	0	0%	0	0%	7	4	4	4	0
Appendixes D–G: Tutoring Plans/Student Work Samples (Weight: 20%)	6	85.71%	0	0%	0	0%	1	14.29%	0	0%	7	3.57	4	4	1.05
Writing Conventions/APA Formatting (Weight: 5%)	6	85.71%	0	0%	1	14.29%	0	0%	0	0%	7	3.71	4	4	0.7
Total/Percentage	64	91.43%	3	4.29%	2	2.86%	1	1.43%	0	0%	70				

READ 7263 LITERACY CASE STUDY RUBRIC

Term	Course Number	Course Title	Section	CourseWork Name	Assessment Tool (s)	Number of students that received this coursework	Number of students who have submitted this coursework	Number of students who have not submitted this coursework	Number of students who have been assessed for this coursework
Summer Semester 2021	READ 7263	Comp Lang&Ltrcy Assess&Interv	E01	READ 7263 Literacy Case Study Summer 2021	READ 7263 Literacy Case Study Rubric 12.12.2020	5	5	0	5

THE TABLES BELOW CONTAIN AGGREGATE DATA FOR THE FORM : READ 7263 Literacy Case Study Rubric 12.12.2020

Rubric	# Exemplary	% Exemplary	# Proficient	% Proficient	# Developing	% Developing	# Beginning	% Beginning	# No Response	% No Response	Total Response	Mean	Median	Mode	Standard Deviation
Section 1: Student Literacy Biography (Weight: 10%)	5	100%	0	0%	0	0%	0	0%	0	0%	5	4	4	4	0
Section 2: Assessment Results (Weight: 5%)	5	100%	0	0%	0	0%	0	0%	0	0%	5	4	4	4	0
Section 3: Intervention Plan (Weight: 10%)	5	100%	0	0%	0	0%	0	0%	0	0%	5	4	4	4	0
Section 4: Recorded Lesson Reflection (Weight: 20%)	4	80%	1	20%	0	0%	0	0%	0	0%	5	3.8	4	4	0.4
Section 5: Recommendations (Weight: 10%)	5	100%	0	0%	0	0%	0	0%	0	0%	5	4	4	4	0
Section 6: Overall Reflection (Weight: 10%)	2	40%	2	40%	1	20%	0	0%	0	0%	5	3.2	3	3	0.75
References (Weight: 5%)	4	80%	1	20%	0	0%	0	0%	0	0%	5	3.8	4	4	0.4
Appendixes A–C: Permission Form, Parent Questionnaire, Student Interest Survey (Weight: 5%)	5	100%	0	0%	0	0%	0	0%	0	0%	5	4	4	4	0
Appendixes D–G: Tutoring Plans/Student Work Samples (Weight: 20%)	3	60%	1	20%	1	20%	0	0%	0	0%	5	3.4	4	4	0.8
Writing Conventions/APA Formatting (Weight: 5%)	2	40%	3	60%	0	0%	0	0%	0	0%	5	3.4	3	3	0.49
Total/Percentage	40	80%	8	16%	2	4%	0	0%	0	0%	50				

READ 7271 LITERACY THEORIES PAPER RUBRIC

Term	Course Number	Course Title	Section	CourseWork Name	Assessment Tool (s)	Number of students that received this coursework	Number of students who have submitted this coursework	Number of students who have not submitted this coursework	Number of students who have been assessed for this coursework
Fall Semester 2020	READ 7271	Theo&Ped Apprch to Lang&Lit I	E01	READ 7271 Literacy Theories Paper Fall 2020	READ 7271 Literacy Theories Paper Rubric 5.1.2020	11	11	0	11

THE TABLES BELOW CONTAIN AGGREGATE DATA FOR THE FORM : READ 7271 Literacy Theories Paper Rubric 5.1.2020

Rubric	# Exemplary	% Exemplary	# Proficient	% Proficient	# Developing	% Developing	# Beginning	% Beginning	# No Response	% No Response	Total Response	Mean	Median	Mode	Standard Deviation
Section 1: Introduction(Weight: 5%)	10	90.91%	1	9.09%	0	0%	0	0%	0	0%	11	3.91	4	4	0.29
Section 2.1: Bottom-Up Theoretical Approach – Historical Background and Biographical Sketch of Theorists(Weight: 10%)	10	90.91%	1	9.09%	0	0%	0	0%	0	0%	11	3.91	4	4	0.29
Section 2.2: Bottom-Up Theoretical Approach – Explanation of Theoretical Approach(Weight: 10%)	6	54.55%	5	45.45%	0	0%	0	0%	0	0%	11	3.55	4	4	0.5
Section 2.3: Bottom-Up Theoretical Approach – Effects on Student Literacy Success(Weight: 10%)	6	54.55%	3	27.27%	2	18.18%	0	0%	0	0%	11	3.36	4	4	0.77
Section 2.4: Bottom-Up Theoretical Approach – Classroom Applications and Technology Integration(Weight: 10%)	8	72.73%	3	27.27%	0	0%	0	0%	0	0%	11	3.73	4	4	0.45
Section 3.1: Top-Down Theoretical Approach – Historical Background and Biographical Sketch of Theorists(Weight: 10%)	10	90.91%	1	9.09%	0	0%	0	0%	0	0%	11	3.91	4	4	0.29
Section 3.2: Top-Down Theoretical Approach – Explanation of Theoretical Approach(Weight: 10%)	5	45.45%	5	45.45%	1	9.09%	0	0%	0	0%	11	3.36	3	3	0.64
Section 3.3: Top-Down Theoretical Approach – Effects on Student Literacy Success(Weight: 10%)	7	63.64%	2	18.18%	2	18.18%	0	0%	0	0%	11	3.45	4	4	0.78
Section 3.4: Top-Down Theoretical Approach – Classroom Applications and Technology Integration(Weight: 10%)	9	81.82%	2	18.18%	0	0%	0	0%	0	0%	11	3.82	4	4	0.39
Section 4: Overall Reflection(Weight: 10%)	5	45.45%	6	54.55%	0	0%	0	0%	0	0%	11	3.45	3	3	0.5
APA Format and Writing Conventions(Weight: 5%)	3	27.27%	8	72.73%	0	0%	0	0%	0	0%	11	3.27	3	3	0.45
Total/Percentage	79	65.29%	37	30.58%	5	4.13%	0	0%	0	0%	121				

READ 7271 LITERACY THEORIES PAPER RUBRIC

Term	Course Number	Course Title	Section	CourseWork Name	Assessment Tool (s)	Number of students that received this coursework	Number of students who have submitted this coursework	Number of students who have not submitted this coursework	Number of students who have been assessed for this coursework
Spring Semester 2021	READ 7271	Theo&Ped Apprch to Lang&Lit I	E01	READ 7271 Literacy Theories Paper Spring 2021	READ 7271 Literacy Theories Paper 12.12.2020	3	3	0	3

THE TABLES BELOW CONTAIN AGGREGATE DATA FOR THE FORM : READ 7271 Literacy Theories Paper 12.12.2020

Rubric	# Exemplary	% Exemplary	# Proficient	% Proficient	# Developing	% Developing	# Beginning	% Beginning	# No Response	% No Response	Total Response	Mean	Median	Mode	Standard Deviation
Section 1: Introduction (Weight: 5%)	2	66.67%	1	33.33%	0	0%	0	0%	0	0%	3	3.67	4	4	0.47
Sections 2.1 & 3.1: Historical Background and Biographical Sketch of Theorists (Weight: 20%)	3	100%	0	0%	0	0%	0	0%	0	0%	3	4	4	4	0
Sections 2.2 & 3.2 Explanation of Theoretical Approach (Weight: 20%)	3	100%	0	0%	0	0%	0	0%	0	0%	3	4	4	4	0
Sections 2.3 & 3.3: Effects on Student Literacy Success (Weight: 20%)	3	100%	0	0%	0	0%	0	0%	0	0%	3	4	4	4	0
Sections 2.4 & 3.4: Classroom Applications (Weight: 20%)	3	100%	0	0%	0	0%	0	0%	0	0%	3	4	4	4	0
Section 4: Overall Reflection (Weight: 10%)	1	33.33%	2	66.67%	0	0%	0	0%	0	0%	3	3.33	3	3	0.47
APA Format and Writing Conventions (Weight: 5%)	1	33.33%	2	66.67%	0	0%	0	0%	0	0%	3	3.5	3.5	3	0.41
Total/Percentage	16	76.19%	5	23.81%	0	0%	0	0%	0	0%	21				

READ 7271 LITERACY THEORIES PAPER RUBRIC

Term	Course Number	Course Title	Section	CourseWork Name	Assessment Tool (s)	Number of students that received this coursework	Number of students who have submitted this coursework	Number of students who have not submitted this coursework	Number of students who have been assessed for this coursework
Summer Semester 2021	READ 7271	Theo&Ped Aprrch to Lang&Lit I	E01	READ 7271 Literacy Theories Paper Summer 2021	READ 7271 Literacy Theories Paper 12.12.2020	6	6	0	6

THE TABLES BELOW CONTAIN AGGREGATE DATA FOR THE FORM : READ 7271 Literacy Theories Paper 12.12.2020

Rubric	# Exemplary	% Exemplary	# Proficient	% Proficient	# Developing	% Developing	# Beginning	% Beginning	# No Response	% No Response	Total Response	Mean	Median	Mode	Standard Deviation
Section 1: Introduction (Weight: 5%)	4	66.67%	2	33.33%	0	0%	0	0%	0	0%	6	3.67	4	4	0.47
Sections 2.1 & 3.1: Historical Background and Biographical Sketch of Theorists (Weight: 20%)	6	100%	0	0%	0	0%	0	0%	0	0%	6	4	4	4	0
Sections 2.2 & 3.2 Explanation of Theoretical Approach (Weight: 20%)	5	83.33%	1	16.67%	0	0%	0	0%	0	0%	6	3.83	4	4	0.37
Sections 2.3 & 3.3: Effects on Student Literacy Success (Weight: 20%)	4	66.67%	1	16.67%	1	16.67%	0	0%	0	0%	6	3.5	4	4	0.76
Sections 2.4 & 3.4: Classroom Applications (Weight: 20%)	6	100%	0	0%	0	0%	0	0%	0	0%	6	4	4	4	0
Section 4: Overall Reflection (Weight: 10%)	4	66.67%	2	33.33%	0	0%	0	0%	0	0%	6	3.67	4	4	0.47
APA Format and Writing Conventions (Weight: 5%)	4	66.67%	2	33.33%	0	0%	0	0%	0	0%	6	3.67	4	4	0.47
Total/Percentage	33	78.57%	8	19.05%	1	2.38%	0	0%	0	0%	42				

READ 7240 LANGUAGE DEVELOPMENT CASE STUDY RUBRIC

Term	Course Number	Course Title	Section	CourseWork Name	Assessment Tool (s)	Number of students that received this coursework	Number of students who have submitted this coursework	Number of students who have not submitted this coursework	Number of students who have been assessed for this coursework
Fall Semester 2020	READ 7240	TESOL:Lit, Lang, & Secnd Lang	E01	READ 7240 Language Development Case Study Fall 2020	READ 7240 Language Development Case Study Rubric	10	10	0	10

THE TABLES BELOW CONTAIN AGGREGATE DATA FOR THE FORM : READ 7240 Language Development Case Study Rubric

Rubric	# Exemplary	% Exemplary	# Proficient	% Proficient	# Developing	% Developing	# Beginning	% Beginning	# No Response	% No Response	Total Response	Mean	Median	Mode	Standard Deviation
Completeness	8	80%	2	20%	0	0%	0	0%	0	0%	10	3.85	4	4	0.32
Understanding of Course Content	8	80%	2	20%	0	0%	0	0%	0	0%	10	3.85	4	4	0.32
Analysis	5	50%	5	50%	0	0%	0	0%	0	0%	10	3.6	3.75	4	0.44
Interpretation of Data	8	80%	2	20%	0	0%	0	0%	0	0%	10	3.9	4	4	0.2
Recommendations	9	90%	1	10%	0	0%	0	0%	0	0%	10	3.9	4	4	0.3
Mechanics / APAAPA	5	50%	5	50%	0	0%	0	0%	0	0%	10	3.5	3.5	3	0.5
Total/Percentage	43	71.67%	17	28.33%	0	0%	0	0%	0	0%	60				

READ 7241 ESOL UNIT PLAN AND TEACHING PORTFOLIO RUBRIC

Term	Course Number	Course Title	Section	CourseWork Name	Assessment Tool (s)	Number of students that received this coursework	Number of students who have submitted this coursework	Number of students who have not submitted this coursework	Number of students who have been assessed for this coursework
Spring Semester 2021	READ 7241	TESOL: Method, Mat, &Asses	E01	READ 7241 ESOL Unit Plan and Teaching Portfolio Project Spring 2021	READ 7241 ESOL Unit Plan and Teaching Portfolio Rubric 12.12.2020	10	10	0	10

THE TABLES BELOW CONTAIN AGGREGATE DATA FOR THE FORM : READ 7241 ESOL Unit Plan and Teaching Portfolio Rubric 12.12.2020

Rubric	# Exemplary	% Exemplary	# Proficient	% Proficient	# Developing	% Developing	# Beginning	% Beginning	# No Response	% No Response	Total Response	Mean	Median	Mode	Standard Deviation
Introduction (at least 1 page)	9	90%	1	10%	0	0%	0	0%	0	0%	10	3.9	4	4	0.3
Lesson Plan 1: Reading and Writing	7	70%	3	30%	0	0%	0	0%	0	0%	10	3.7	4	4	0.46
Recorded Lesson 1 Reflection and Peer Feedback (at least 1 page for the reflection)	10	100%	0	0%	0	0%	0	0%	0	0%	10	4	4	4	0
Lesson Plan 2: Listening and Speaking	8	80%	2	20%	0	0%	0	0%	0	0%	10	3.8	4	4	0.4
Recorded Lesson 2 Reflection and Peer Feedback (at least 1 page for the reflection)	10	100%	0	0%	0	0%	0	0%	0	0%	10	4	4	4	0
Authentic Assessment Plan (at least 2 pages)	7	70%	2	20%	1	10%	0	0%	0	0%	10	3.6	4	4	0.66
Overall Reflection (at least 1 page)	7	70%	3	30%	0	0%	0	0%	0	0%	10	3.7	4	4	0.46
References	7	70%	2	20%	1	10%	0	0%	0	0%	10	3.6	4	4	0.66
Writing Conventions/APA Formatting	5	50%	4	40%	1	10%	0	0%	0	0%	10	3.4	3.5	4	0.66
Total/Percentage	70	77.78%	17	18.89%	3	3.33%	0	0%	0	0%	90				

READ 7239 PHILOSOPHY OF TEACHING CLD STUDENTS RUBRIC

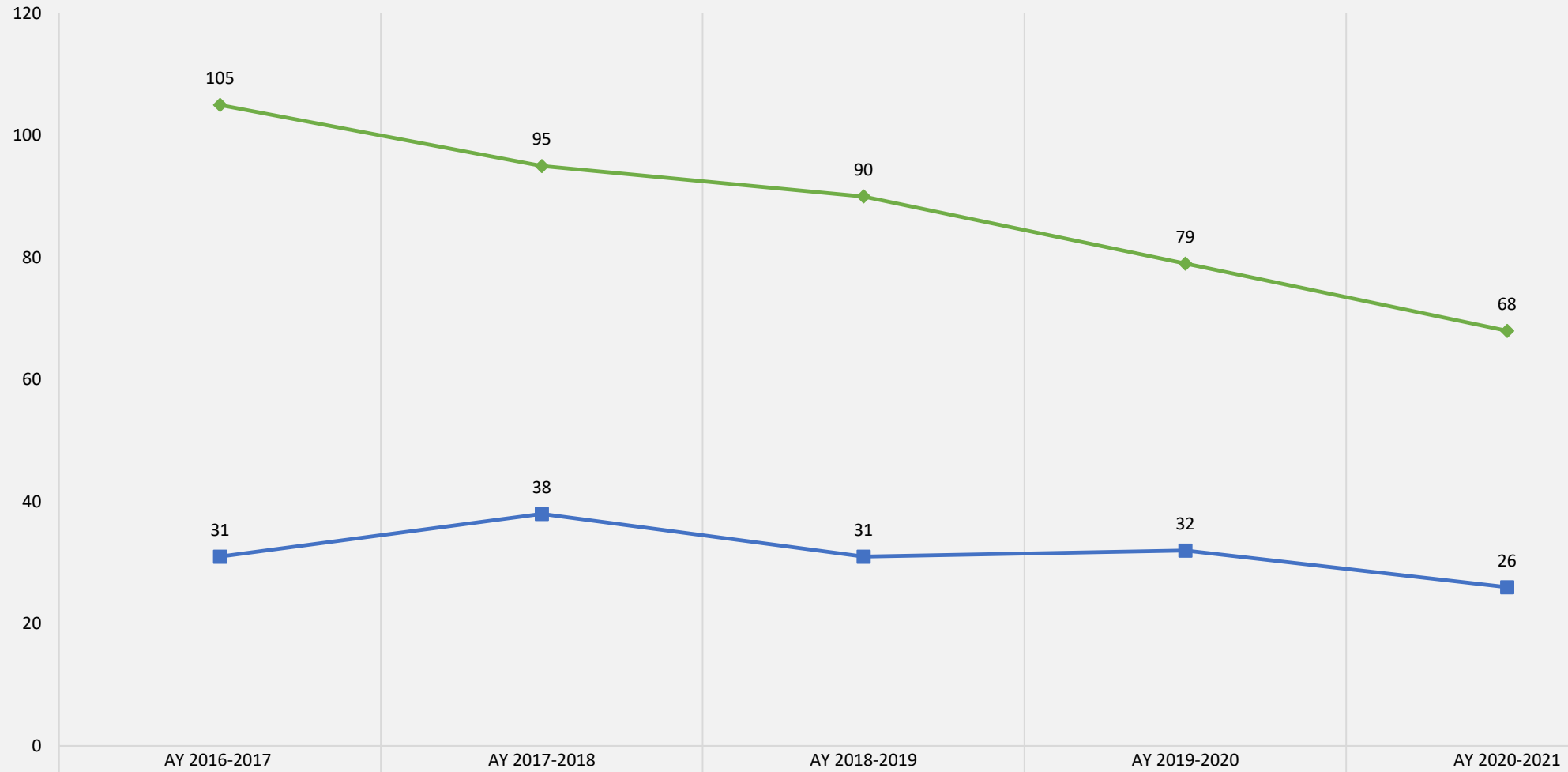
Term	Course Number	Course Title	Section	CourseWork Name	Assessment Tool (s)	Number of students that received this coursework	Number of students who have submitted this coursework	Number of students who have not submitted this coursework	Number of students who have been assessed for this coursework
Summer Semester 2021	READ 7239	TESOL: Cult & Ling Div Clsrm	E01	READ 7239 Philosophy of Teaching CLD Students Summer 2021	READ 7239 Philosophy of Teaching CLD Students Rubric	13	13	0	13

THE TABLES BELOW CONTAIN AGGREGATE DATA FOR THE FORM : READ 7239 Philosophy of Teaching CLD Students Rubric

Rubric	# Exemplary	% Exemplary	# Proficient	% Proficient	# Developing	% Developing	# Beginning	% Beginning	# No Response	% No Response	Total Response	Mean	Median	Mode	Standard Deviation
Approach to Teaching CLD Students (Weight: 40%) What is your approach to teaching CLD students? How do you interact with CLD students and their families?	13	100%	0	0%	0	0%	0	0%	0	0%	13	4	4	4	0
Philosophical, Theoretical, and Research Grounding (Weight: 20%) How do CLD students learn best? What theories, philosophies, and research support your perspectives?	11	84.62%	1	7.69%	1	7.69%	0	0%	0	0%	13	3.77	4	4	0.58
Support for CLD Student Learning (Weight: 20%) How do you address CLD students' cultural identities, backgrounds, and/or experiences for instructional relevancy?	10	76.92%	3	23.08%	0	0%	0	0%	0	0%	13	3.77	4	4	0.42
Organization (Weight: 10%)	12	92.31%	1	7.69%	0	0%	0	0%	0	0%	13	3.92	4	4	0.27
APA Formatting Skills (in-text citations, type of sources, reference page, and format) (Weight: 5%)	12	92.31%	1	7.69%	0	0%	0	0%	0	0%	13	3.92	4	4	0.27
Conventions (spelling, punctuation, grammar, and language use) (Weight: 5%)	12	92.31%	1	7.69%	0	0%	0	0%	0	0%	13	3.92	4	4	0.27
Total/Percentage	70	89.74%	7	8.97%	1	1.28%	0	0%	0	0%	78				

ENROLLMENT AND GRADUATION

M.ED. IN READING INSTRUCTION ENROLLMENT AND GRADUATION DATA TRENDS



◆ ENROLLED
■ GRADUATES

AY 2016-2017

AY 2017-2018

AY 2018-2019

AY 2019-2020

AY 2020-2021

105

95

90

79

68

31

38

31

32

26

ESOL ENDORSEMENT

PTED 7240 LANGUAGE DEVELOPMENT CASE STUDY RUBRIC

Term	Course Number	Course Title	Section	CourseWork Name	Assessment Tool (s)	Number of students that received this coursework	Number of students who have submitted this coursework	Number of students who have not submitted this coursework	Number of students who have been assessed for this coursework
Fall Semester 2020	READ 7240	TESOL:Lit, Lang, & Secnd Lang	E01	READ 7240 Language Development Case Study Fall 2020	READ 7240 Language Development Case Study Rubric	1	1	0	1

THE TABLES BELOW CONTAIN AGGREGATE DATA FOR THE FORM : READ 7240 Language Development Case Study Rubric

Rubric	# Exemplary	% Exemplary	# Proficient	% Proficient	# Developing	% Developing	# Beginning	% Beginning	# No Response	% No Response	Total Response	Mean	Median	Mode	Standard Deviation
Completeness	1	100%	0	0%	0	0%	0	0%	0	0%	1	4	4	4	0
Understanding of Course Content	1	100%	0	0%	0	0%	0	0%	0	0%	1	4	4	4	0
Analysis	1	100%	0	0%	0	0%	0	0%	0	0%	1	4	4	4	0
Interpretation of Data	1	100%	0	0%	0	0%	0	0%	0	0%	1	4	4	4	0
Recommendations	1	100%	0	0%	0	0%	0	0%	0	0%	1	4	4	4	0
Mechanics / APAAPA	0	0%	1	100%	0	0%	0	0%	0	0%	1	3	3	3	0
Total/Percentage	5	83.33%	1	16.67%	0	0%	0	0%	0	0%	6				

READ 7241 ESOL UNIT PLAN AND TEACHING PORTFOLIO RUBRIC

Term	Course Number	Course Title	Section	CourseWork Name	Assessment Tool (s)	Number of students that received this coursework	Number of students who have submitted this coursework	Number of students who have not submitted this coursework	Number of students who have been assessed for this coursework
Spring Semester 2021	READ 7241	TESOL: Method, Mat, & Asses	E01	READ 7241 ESOL Unit Plan and Teaching Portfolio Project Spring 2021	READ 7241 ESOL Unit Plan and Teaching Portfolio Rubric 12.12.2020	1	1	0	1

THE TABLES BELOW CONTAIN AGGREGATE DATA FOR THE FORM : READ 7241 ESOL Unit Plan and Teaching Portfolio Rubric 12.12.2020

Rubric	# Exemplary	% Exemplary	# Proficient	% Proficient	# Developing	% Developing	# Beginning	% Beginning	# No Response	% No Response	Total Response	Mean	Median	Mode	Standard Deviation
Introduction (at least 1 page)	1	100%	0	0%	0	0%	0	0%	0	0%	1	4	4	4	0
Lesson Plan 1: Reading and Writing	1	100%	0	0%	0	0%	0	0%	0	0%	1	4	4	4	0
Recorded Lesson 1 Reflection and Peer Feedback (at least 1 page for the reflection)	1	100%	0	0%	0	0%	0	0%	0	0%	1	4	4	4	0
Lesson Plan 2: Listening and Speaking	1	100%	0	0%	0	0%	0	0%	0	0%	1	4	4	4	0
Recorded Lesson 2 Reflection and Peer Feedback (at least 1 page for the reflection)	1	100%	0	0%	0	0%	0	0%	0	0%	1	4	4	4	0
Authentic Assessment Plan (at least 2 pages)	1	100%	0	0%	0	0%	0	0%	0	0%	1	4	4	4	0
Overall Reflection (at least 1 page)	0	0%	1	100%	0	0%	0	0%	0	0%	1	3	3	3	0
References	0	0%	0	0%	1	100%	0	0%	0	0%	1	2	2	2	0
Writing Conventions/APA Formatting	1	100%	0	0%	0	0%	0	0%	0	0%	1	4	4	4	0
Total/Percentage	7	77.78%	1	11.11%	1	11.11%	0	0%	0	0%	9				

READING TEST SCORES 1 (117 and 118)

Test Level Summary Statistics

Test: 117 Reading Test I
 Examinees: Admitted
 Test Year: SEP-2020 TO AUG-2021
 Program: University of West Georgia
 Examinee Attempts: Highest Score

Database Refresh Date: 07/16/2021 14:12:35

Test Name	Variables	Average Scaled Score		# of Examinees	
		State	Program	State	Program
117 Reading Test I	Total				
	Total	275.06	284.08	89	13

Test Level Summary Statistics

Test: 118 Reading Test II
 Examinees: Admitted
 Test Year: SEP-2020 TO AUG-2021
 Program: University of West Georgia
 Examinee Attempts: Highest Score

Database Refresh Date: 07/16/2021 14:12:35

Test Name	Variables	Average Scaled Score		# of Examinees	
		State	Program	State	Program
118 Reading Test II	Total				
	Total	266.88	277.31	88	13

Test Level Pass Rates

Test: 117 Reading Test I
 Examinees: Admitted
 Test Year: SEP-2020 TO AUG-2021
 Program: University of West Georgia
 Examinee Attempts: Highest Score

Database Refresh Date: 07/16/2021 14:12:35

Test Name	Statewide			Program		
	# of Examinees	# Passing	% Pass	# of Examinees	# Passing	% Pass
117 Reading Test I						
Total	89	89	100	13	13	100

Test Level Pass Rates

Test: 118 Reading Test II
 Examinees: Admitted
 Test Year: SEP-2020 TO AUG-2021
 Program: University of West Georgia
 Examinee Attempts: Highest Score

Database Refresh Date: 07/16/2021 14:12:35

Test Name	Statewide			Program		
	# of Examinees	# Passing	% Pass	# of Examinees	# Passing	% Pass
118 Reading Test II						
Total	88	88	100	13	13	100

Survey Data– Near Completer Survey and/or Completer Survey

Please review the program survey data from the method in which the program collects the data annually. This includes the **near completer survey** and perhaps the **program completer survey** data. Specifically from the near completer survey, what are candidates suggesting, based on their perceptions of the program, and in what ways will the program remain the same or be modified for continuous improvement? When is the survey distributed? What is the response rate and/or number of responses? Do you see differences within the program based on student perceptions this year? Include this review/analysis in your Closing the Loop summary findings.

In addition, please add this exact question to your “near completer survey” for the very next survey that is distributed within your program and all future surveys.

How likely are you to recommend this program to others?

This is the “net promoter score” (overall satisfaction and loyalty to the brand).

This metric will be included in our institutional scorecard.

Make this a scale of 1-10 so students can indicate 10 = highly recommend and 1 = would not recommend

READING TEST SCORES TEST 1 (117)

Test Level Summary Statistics - Expanded

Test: 117 Reading Test I

Examinees: Admitted

Test Year: SEP-2020 TO AUG-2021

Program: University of West Georgia

Examinee Attempts: Highest Score

Database Refresh Date: 07/16/2021 14:12:35

Test Name	Variables	Average Scaled Score		# of Examinees		# of Selected Response Questions		Average Percentage Correct		# of Constructed Response Points Possible	
		State	Program	State	Program	State	Program	State	Program	State	Program
117 Reading Test I	Total	275.06	284.08	89	13						
	SUBAREA I. CURRICULUM AND INSTRUCTION					41 - 42		81.27		88.02	
	1. UNDERSTANDS FOUNDATIONAL KNOWLEDGE RELATING TO LITERACY ACQUISITION AND READING DEVELOPMENT					8 - 11		82.38		89.42	
	2. DEMONSTRATES AN UNDERSTANDING OF CURRICULUM AND OF INSTRUCTIONAL APPROACHES IN THE READING CLASSROOM					31 - 33		80.96		87.56	
	SUBAREA II. PROFESSIONAL LEARNING AND LEADERSHIP					18 - 19		75.27		79.42	
	1. UNDERSTANDS THE RELATIONSHIP BETWEEN LITERACY LEADERSHIP AND LITERACY DEVELOPMENT					18 - 19		75.27		79.42	

Number of scored points for subarea and objective scores is based upon all candidates testing within the selected testing period. Also, note that for tests that contain constructed-response questions that do not contribute to a subarea or objective score, the total number of scored points is based upon the scored selected-response items only.

READING TEST SCORES 2 (118)

Test Level Summary Statistics - Expanded

Test: 118 Reading Test II

Examinees: Admitted

Test Year: SEP-2020 TO AUG-2021

Program: University of West Georgia

Examinee Attempts: Highest Score

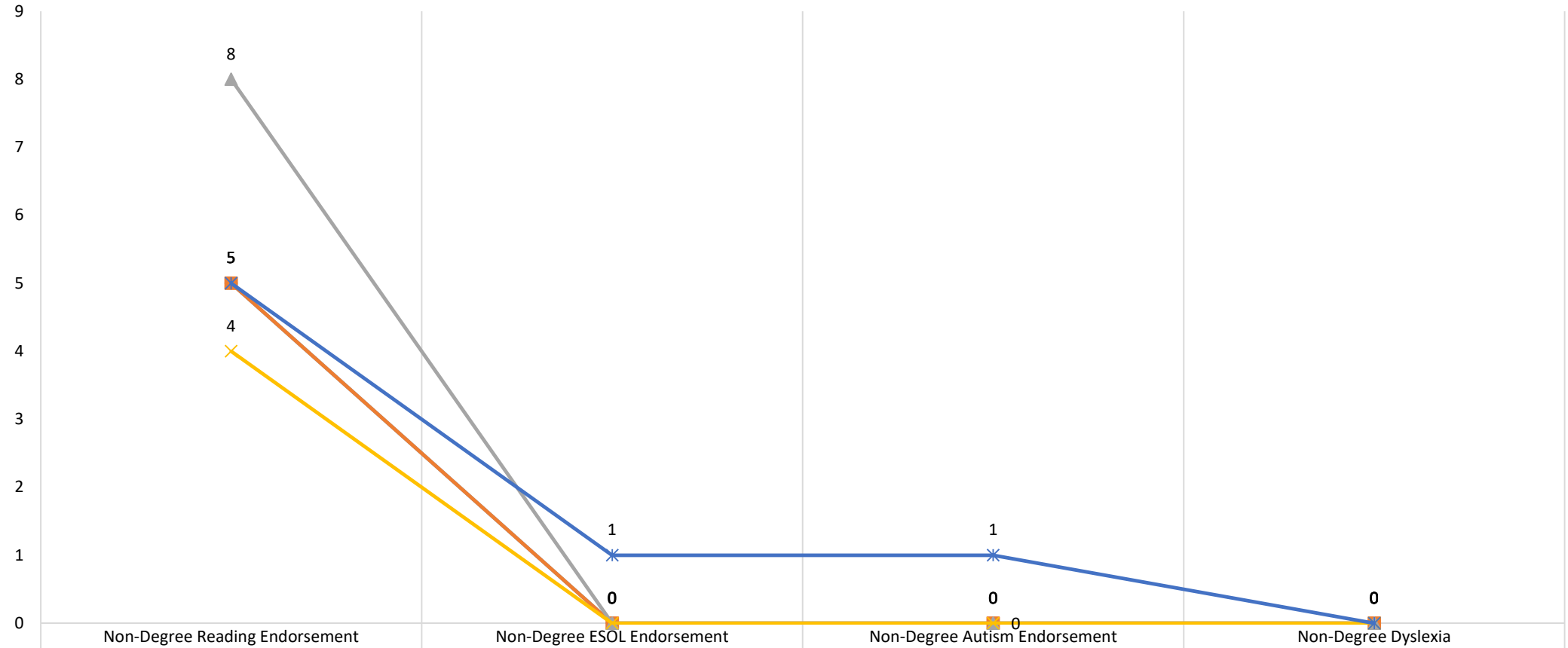
Database Refresh Date: 07/16/2021 14:12:35

Test Name	Variables	Average Scaled Score		# of Examinees		# of Selected Response Questions	Average Percentage Correct		# of Constructed Response Points Possible
		State	Program	State	Program		State	Program	
118 Reading Test II	Total	266.88	277.31	88	13				
	SUBAREA I. ASSESSMENT AND EVALUATION					28 - 30	71.95	77.18	
	1. UNDERSTANDS HOW TO GATHER AND USE STUDENT DATA TO PROMOTE READING DEVELOPMENT					28 - 30	71.95	77.18	
	SUBAREA II. DIVERSITY AND LITERATE ENVIRONMENT					30 - 32	76.84	84.44	
	1. DEMONSTRATES AN UNDERSTANDING OF HOW TO MEET THE NEEDS OF DIVERSE LEARNERS					30 - 32	76.84	84.44	

Number of scored points for subarea and objective scores is based upon all candidates testing within the selected testing period. Also, note that for tests that contain constructed-response questions that do not contribute to a subarea or objective score, the total number of scored points is based upon the scored selected-response items only.

ENROLLMENT AND GRADUATION

ENROLLMENT TRENDS FOR NON-DEGREE ENDORSEMENTS

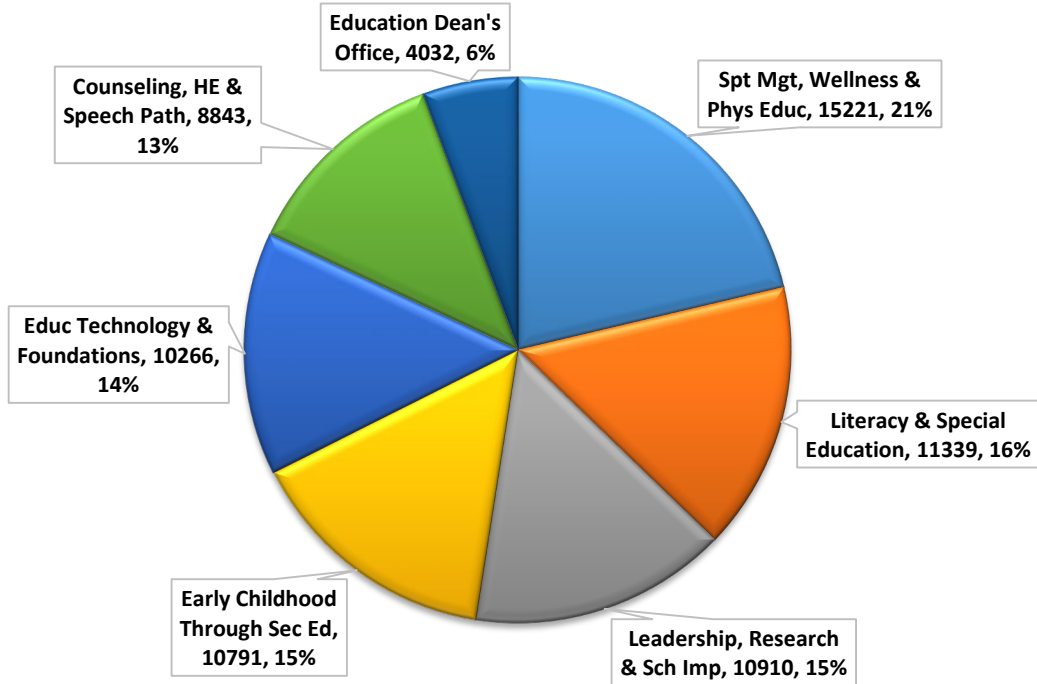


AY 2016-2017	5	0	0	0
AY 2017-2018	5	0	0	0
AY 2018-2019	8	0	0	0
AY 2019-2020	4	0	0	0
AY 2020-2021	5	1	1	0

CREDIT HOUR PRODUCTION

TERM	SUMMER 2020			FALL 2020			SPRING 2021			Total by ROWS		
DEPT	ENRL	MAX_ENRL	CRED_HRS	ENRL	MAX_ENRL	CRED_HRS	ENRL	MAX_ENRL	CRED_HRS	ENRL	MAX_ENRL	CRED_HRS
Spt Mgt, Wellness & Phys Educ	859	957	2324	2365	2624	6348	2338	2621	6549	5562	6202	15221
Literacy & Special Education	984	1162	2784	1580	1995	4688	1319	1822	3867	3883	4979	11339
Leadership, Research & Sch Imp	1210	1478	3598	1282	1533	3816	1177	1397	3496	3669	4408	10910
Early Childhood Through Sec Ed	855	985	2535	1483	2167	3750	1562	2015	4506	3900	5167	10791
Educ Technology & Foundations	1043	1039	2997	1262	1380	3645	1268	1485	3624	3573	3904	10266
Counseling, HE & Speech Path	659	772	2046	1071	1301	3336	1132	1509	3461	2793	3504	8843
Education Dean's Office	238	250	714	569	630	1707	537	604	1611	1344	1484	4032
Total by COLUMNS	5848	6643	16998	9612	11630	27290	9333	11453	27114	24724	29648	71402

CREDIT HOUR PRODUCTION FOR COLLEGE OF EDUCATION FOR AY 20-21 BY DEPARTMENT



CREDIT HOUR PRODUCTION FOR LITERACY & SPECIAL EDUCATION BY TERM

