





Instructions for Utilizing the Skillsoft App.

1. Once the app has been downloaded via the App Store or the Google Play Store click **Sign In**.
2. In the Skillport Name field type **westga** and select next.
3. From here you will enter your normal UWG **username** and **password**.
4. Once you have signed into the app, you will be prompted to select at least three subjects or topics that may be of interest to you.



5. After your interests have been selected all related content will be displayed.

- Through the app you can watch videos, read books, listen to audio books and take a variety of courses. Note: The mobile app does not allow users to access the UWG specific content or the Admin site available to managers and supervisors.

6. Tap the  to search across all entitled content and interest.
7. The  icon at the top of the homepage will allow you to add or remove your interest categories.
8. Once you find and select an item of interest you can select the + icon in the top right hand corner and it will allow you to save it to your "Sets" under the "General" folder.
9. If you see a  icon next to a topic, the material is available as an audiobook.
10. If you see a  icon next to a topic, the material is available as a summary.

Enjoy Learning On The Go!

With the number of mobile devices exceeding the number of people on earth, mobile learning is not a question of if, but when. The Skillsoft Learning App will provide timely access to tens of thousands of videos, courses, books, audio books and summaries within the Skillsoft library.

