



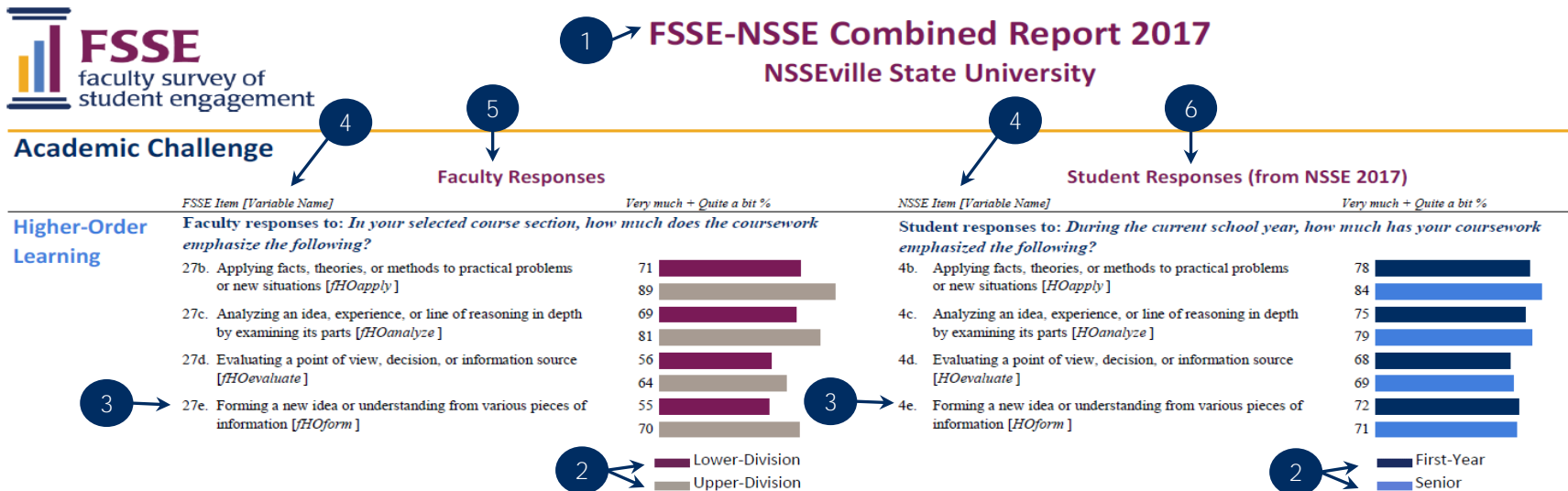
FSSE-NSSE
Combined Report 2017
University of West Georgia

FSSE-NSSE Combined Report 2017

About This Report

The display below highlights details in the *FSSE-NSSE Combined Report* that are important to keep in mind when interpreting your results. For more information about the survey, please visit our website (fsse.indiana.edu) or contact a member of the FSSE team.

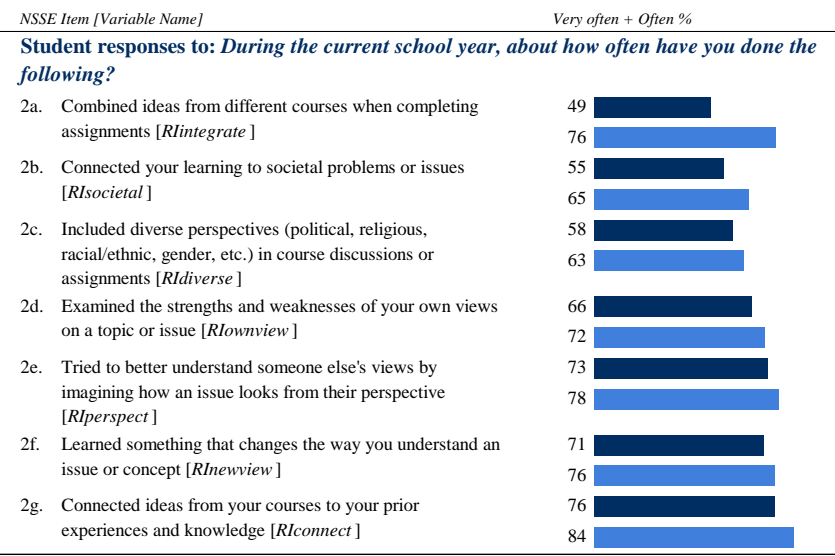
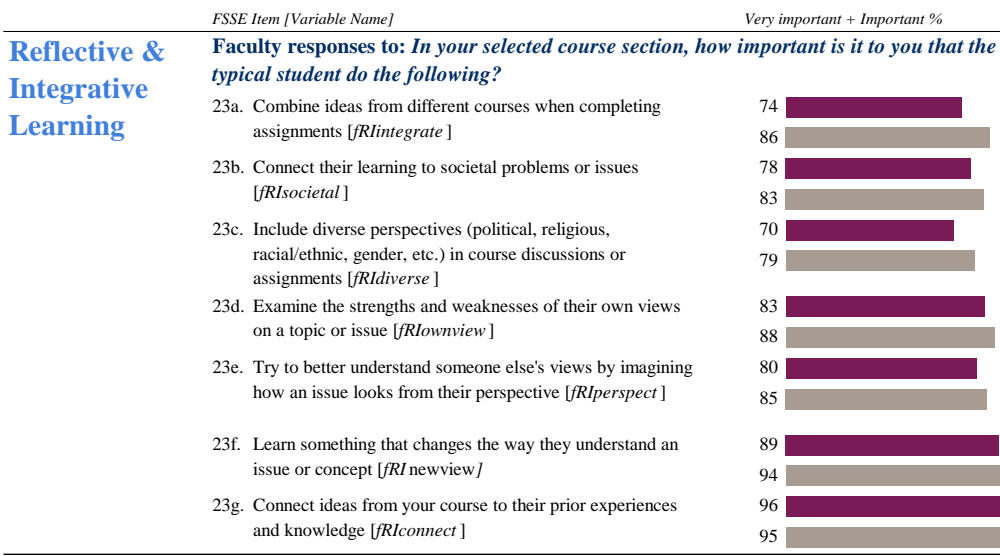
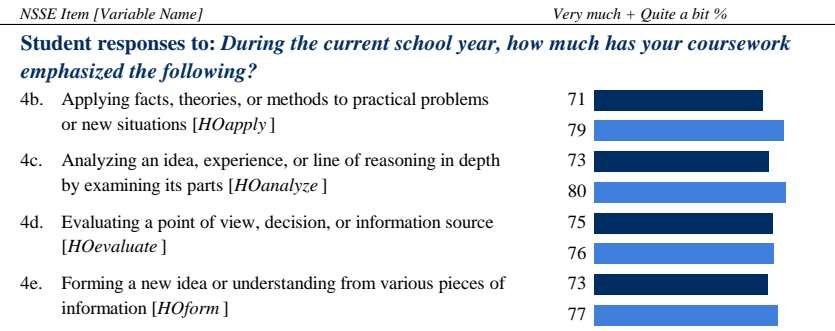
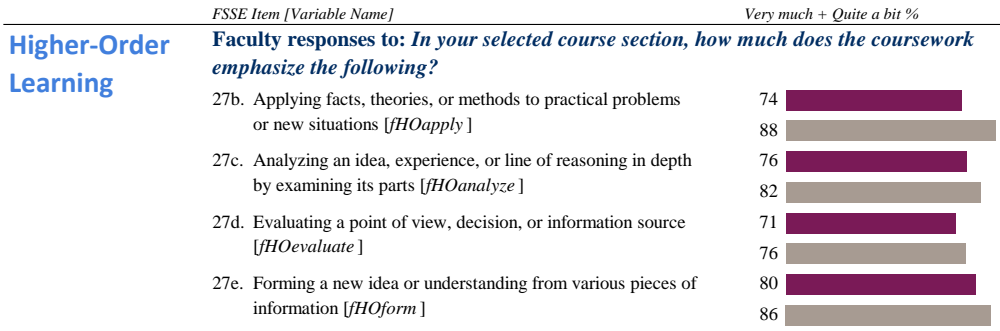
1. **Sample:** The *FSSE-NSSE Combined Report* shows responses from both students and faculty at your institution who completed NSSE and FSSE. This report contains responses from faculty who responded to the survey based on their experiences teaching either a lower- or upper-division course. Data from faculty who responded based on another type of course or who did not report a course level are not included in this report. All student responses are based on information from all randomly selected or census-administered students at your institution, the same as those included in the *NSSE Frequencies and Statistical Comparisons* report.
2. **Class level:** Frequency distributions are reported separately for faculty who report teaching lower-division or upper-division courses. Student responses are reported separately for first-year students and seniors as reported by your institution.
3. **Item numbers:** Item numbering corresponds to the survey facsimiles included in your *Institutional Report* and available on the NSSE and FSSE websites.
4. **Item wording and variable names:** Survey items are worded as they appear on the instrument. Variable names are included for easy reference to your data file, codebook, and *FSSE Frequencies* report.
5. **Faculty responses:** The percentage of faculty who selected the indicated response categories. To match the response categories provided on the FSSE instrument, this column heading varies throughout the report.
6. **Student responses:** The percentage of students who selected the indicated response categories. To match the response categories provided on the NSSE instrument, this column heading varies throughout the report. The distribution of student responses match those in your *NSSE Frequencies and Statistical Comparisons* report.



Academic Challenge

Faculty Responses

Student Responses (from NSSE 2017)



■ Lower-Division
■ Upper-Division

■ First-Year
■ Senior

Academic Challenge (continued)

Faculty Responses

Student Responses (from NSSE 2017)

	FSSE Item [Variable Name]	Very much + Quite a bit %	NSSE Item [Variable Name]	Very often + Often %
Learning Strategies	Faculty responses to: In your selected course section, how much do you encourage students to do the following?		Student responses to: During the current school year, about how often have you done the following?	
	25e. Identify key information from reading assignments [fLSreading]	79	9a. Identified key information from reading assignments [LSreading]	80
		76		82
	25f. Review notes after class [fLSnotes]	76	9b. Reviewed your notes after class [LSnotes]	72
	60		67	
	25g. Summarize what has been learned from class or from course materials [fLSsummary]	72	9c. Summarized what you learned in class or from course materials [LSsummary]	70
		70		71
Quantitative Reasoning	Faculty responses to: In your selected course section, how important is it to you that the typical student do the following?		Student responses to: During the current school year, about how often have you done the following?	
	22d. Reach conclusions based on their own analysis of numerical information (numbers, graphs, statistics, etc.) [fQRconclude]	69	6a. Reached conclusions based on your own analysis of numerical information (numbers, graphs, statistics, etc.) [QRconclude]	59
		63		55
	22e. Use numerical information to examine a real-world problem or issue (unemployment, climate change, public health, etc.) [fQRproblem]	55	6b. Used numerical information to examine a real-world problem or issue (unemployment, climate change, public health, etc.) [QRproblem]	45
	55		43	
	22f. Evaluate what others have concluded from numerical information [fQRevaluate]	53	6c. Evaluated what others have concluded from numerical information [QRevaluate]	44
		56		45
Additional Academic Challenge Items	Faculty responses to: How important is it to you that your institution increase its emphasis on each of the following?		Student responses to: How much does your institution emphasize the following?	
	2a. Students spending significant amounts of time studying and on academic work [fempstudy]	93	14a. Spending significant amounts of time studying and on academic work [empstudy]	78
	92		83	
	Faculty responses to: In your selected course section, to what extent do you think the typical student does their best work? [fchallenge]		Student responses to: During the current school year, to what extent have your courses challenged you to do your best work? [challenge]	
	31		10. During the current school year, to what extent have your courses challenged you to do your best work? [challenge]	48
	46			59

Note. Response options ranged from 1=Not at all to 7=Very much; High challenge (6 or 7).

Lower-Division
 Upper-Division

First-Year
 Senior

Learning with Peers

Faculty Responses

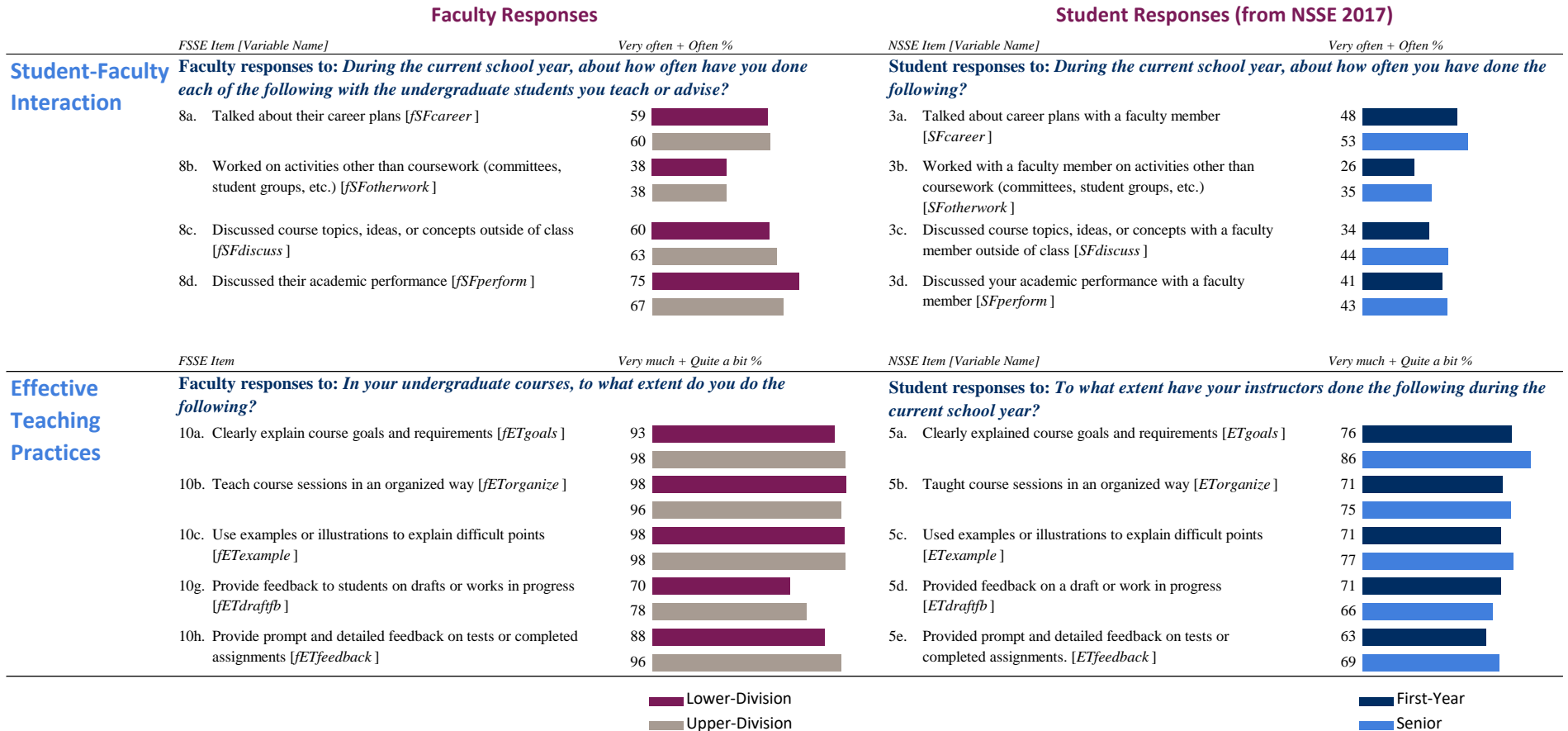
Student Responses (from NSSE 2017)

Faculty Responses		Student Responses (from NSSE 2017)	
FSSE Item [Variable Name]	Very much + Quite a bit %	NSSE Item [Variable Name]	Very often + Often %
Collaborative Learning		Student responses to: During the current school year, about how often have you done the following?	
Faculty responses to: In your selected course section, how much do you encourage the following?		Student responses to: During the current school year, about how often have you done the following?	
25a. Ask other students for help understanding course material [fCLaskhelp]	71	1e. Asked another student to help you understand course material [CLaskhelp]	61
25b. Explain course material to other students [fCLexplain]	61	1f. Explained course material to one or more students [CLexplain]	54
25c. Prepare for exams by discussing or working through course material with other students [fCLstudy]	68	1g. Prepared for exams by discussing or working through course material with other students [CLstudy]	71
25d. Work with other students on course projects or assignments [fCLproject]	63	1h. Worked with other students on course projects or assignments [CLproject]	57
			73
Discussions with Diverse Others		Student responses to: During the current school year, about how often have you had discussions with people from the following groups?	
Faculty responses to: In your selected course section, how much opportunity do students have to engage in discussions with people from the following groups?		Student responses to: During the current school year, about how often have you had discussions with people from the following groups?	
26a. People of a race or ethnicity other than their own [fDDrace]	73	8a. People of a race or ethnicity other than your own [DDrace]	78
26b. People from an economic background other than their own [fDDeconomic]	68	8b. People from an economic background other than your own [DDeconomic]	85
26c. People with religious beliefs other than their own [fDDreligion]	53	8c. People with religious beliefs other than your own [DDreligion]	76
26d. People with political views other than their own [fDDpolitical]	57	8d. People with political views other than your own [DDpolitical]	84
	59		66
			75
			71
			79

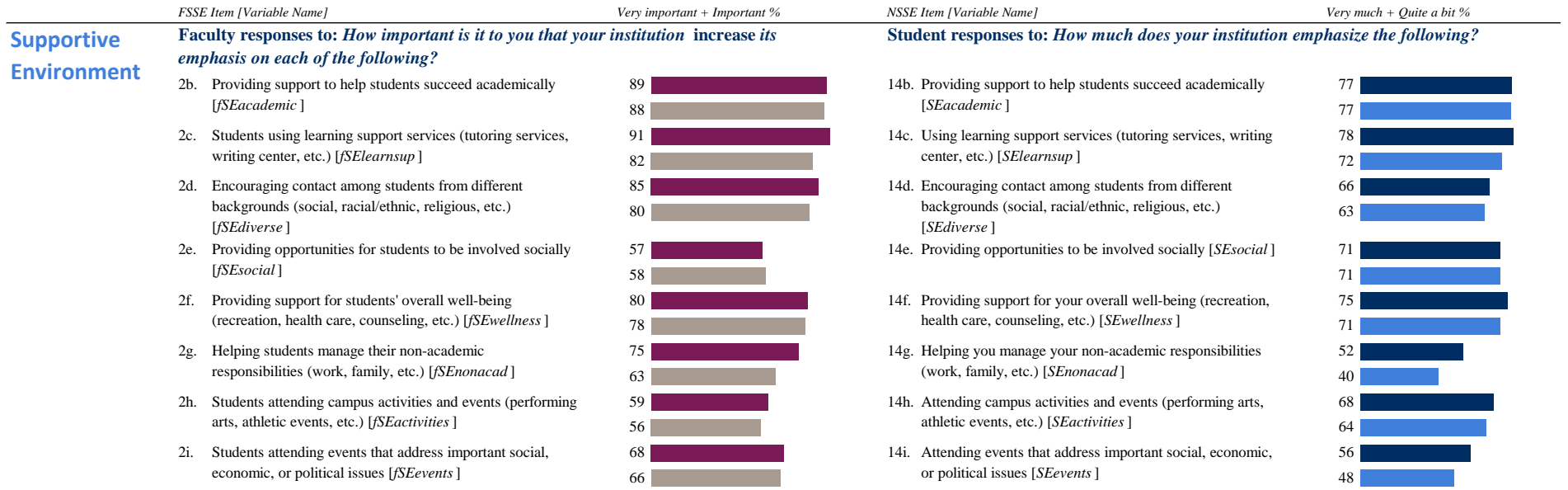
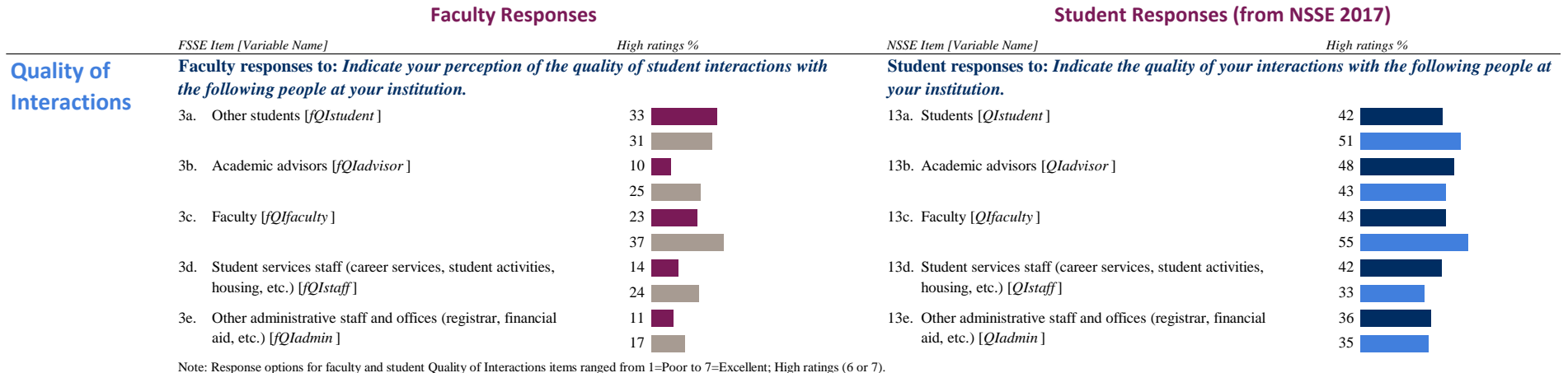
Lower-Division
Upper-Division

First-Year
Senior

Experiences with Faculty



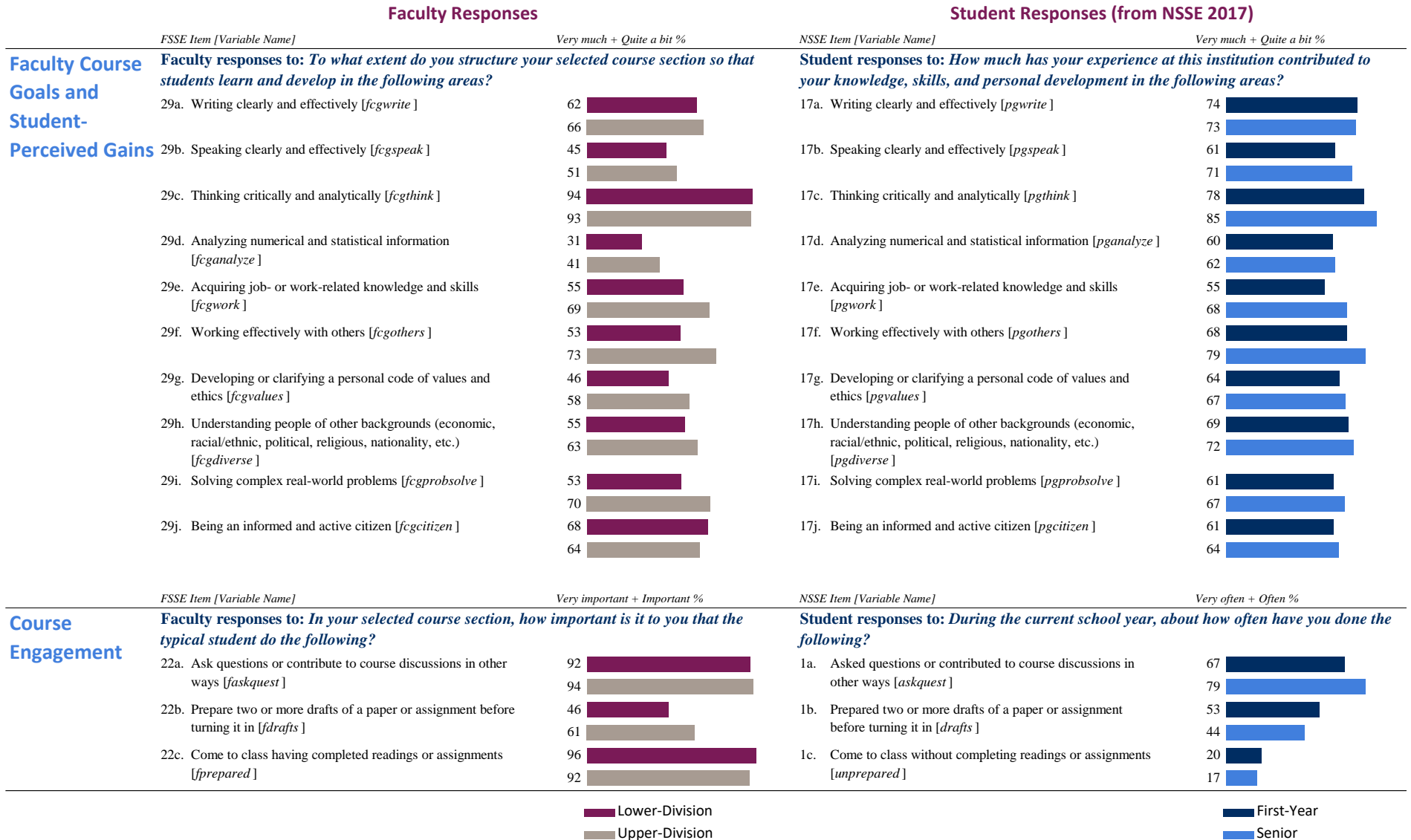
Campus Environment



Lower-Division
 Upper-Division

First-Year
 Senior

Additional Engagement Items



Additional Engagement Items (continued)




	Faculty Responses		Student Responses (from NSSE 2017)
Student Leadership	<i>FSSE Item [Variable Name]</i> Faculty responses to: How important is it to you that undergraduates at your institution do the following before they graduate?	<i>Very important + Important %</i>	<i>NSSE Item [Variable Name]</i> Student responses to: Which of the following have you done or do you plan to do before you graduate?
	1b. Hold a formal leadership role in a student organization or group [<i>fleader</i>]	39 30	11b. Hold a formal leadership role in a student organization or group [<i>leader</i>] 10 34
Memorization	<i>FSSE Item [Variable Name]</i> Faculty responses to: In your selected course section, how much does the coursework emphasize the following?	<i>Very much + Quite a bit %</i>	<i>NSSE Item [Variable Name]</i> Student responses to: During the current school year, how much has your coursework emphasized the following?
	27a. Memorizing course material [<i>fmemorize</i>]	36 23	4a. Memorizing course material [<i>memorize</i>] 73 66
Time Spent by Students	<i>FSSE Item [Variable Name]</i> Faculty responses to: In an average 7-day week, about how many hours do you think the typical student in your selected course section spends doing each of the following?	<i>16 or more hours %</i>	<i>NSSE Item [Variable Name]</i> Student responses to: About how many hours do you spend in a typical 7-day week doing the following?
	20a. Preparing for class (studying, reading, writing, doing homework or lab work, analyzing data, rehearsing, and other academic activities) [<i>fmprep</i>]	5 2	15a. Preparing for class (studying, reading, writing, doing homework or lab work, analyzing data, rehearsing, and other academic activities) [<i>tmprep</i>] 33 36
	20b. Participating in co-curricular activities (organizations, campus publications, student government, fraternity or sorority, intercollegiate or intramural sports, etc.) [<i>fmcocurr</i>]	5 3	15b. Participating in co-curricular activities (organizations, campus publications, student government, fraternity or sorority, intercollegiate or intramural sports, etc.) [<i>tmcocurr</i>] 11 10
	20c. Working for pay on campus [<i>fimworkon</i>]	14 23	15c. Working for pay on campus [<i>tmworkon</i>] 9 14
	20d. Working for pay off campus [<i>fimworkoff</i>]	52 60	15d. Working for pay off campus [<i>tmworkoff</i>] 22 46
	20e. Doing community service or volunteer work [<i>fimservice</i>]	0 2	15e. Doing community service or volunteer work [<i>tmservice</i>] 4 3
	20f. Relaxing and socializing (time with friends, video games, TV or videos, keeping up with friends online, etc.) [<i>fimrelax</i>]	55 49	15f. Relaxing and socializing (time with friends, video games, TV or videos, keeping up with friends online, etc.) [<i>tmrelax</i>] 25 20
	20g. Providing care for dependents (children, parents, etc.) [<i>fimcare</i>]	7 17	15g. Providing care for dependents (children, parents, etc.) [<i>tmcare</i>] 8 16
	20h. Commuting to campus (driving, walking, etc.) [<i>fimcommute</i>]	2 5	15h. Commuting to campus (driving, walking, etc.) [<i>tmcommute</i>] 8 10

Lower-Division
 Upper-Division

First-Year
 Senior





High-Impact Practices

Learning Community

FY Participation	18	
SR Participation	27	
Faculty Participation	N/A	
Faculty Importance	50	





NSSE variable: 11c *learncom*; FSSE variable: 1c *learncom*

Service-Learning

FY Participation	48	
SR Participation	58	
Faculty Participation	46	
Faculty Importance	62	





NSSE variable: 12 *servcourse*; FSSE variables: 9 *fservcourse*, 1g *fservice*

Research with Faculty

FY Participation	4	
SR Participation	19	
Faculty Participation	48	
Faculty Importance	65	




NSSE variable: 11e *research*; FSSE variables: 6a *fidresearch*, 1e *fresearch*

Internship or Field Experience

FY Participation	8	
SR Participation	45	
Faculty Participation	28	
Faculty Importance	80	




NSSE variable: 11a *intern*; FSSE variables: 6b *fdintern*, 1a *fintern*

Study Abroad

FY Participation	3	
SR Participation	10	
Faculty Participation	N/A	
Faculty Importance	49	

NSSE variable: 11d *abroad*; FSSE variable: 1d *fabroad*

Senior Culminating Experience

FY Participation	3	
SR Participation	45	
Faculty Participation	N/A	
Faculty Importance	87	

NSSE variable: 11f *capstone*; FSSE variable: 1f *fcapstone*

FY/SR Participation

The "FY Participation" and "SR Participation" figures display the percentage of first-years and seniors who have participated in the particular High-Impact Practice. Percentages represent the proportion of students responding "Done or in Progress" except for service-learning which is the percentage who responded that at least "Some" courses included a community-based project. All student results are weighted by institution-reported sex and enrollment status.

Faculty Participation

The "Faculty Participation" figures display the percentage of your faculty who participate in three selected High-Impact Practices in a typical week. For Research with Faculty and Internship or Field Experience, this represents the percentage of faculty responding "Yes" to working with or supervising undergraduates in these experiences. For Service-Learning, this represents the percentage of faculty responding that at least "Some" of their courses include a service-learning component.

Faculty Importance

The "Faculty Importance" figures display the percentage of your faculty who believed it was "Very important" or "Important" for undergraduates at your institution to participate in the particular High-Impact Practice before they graduate.