

College of Social Sciences

All College Meeting

August 21, 2013

Introduction of New Faculty and Staff

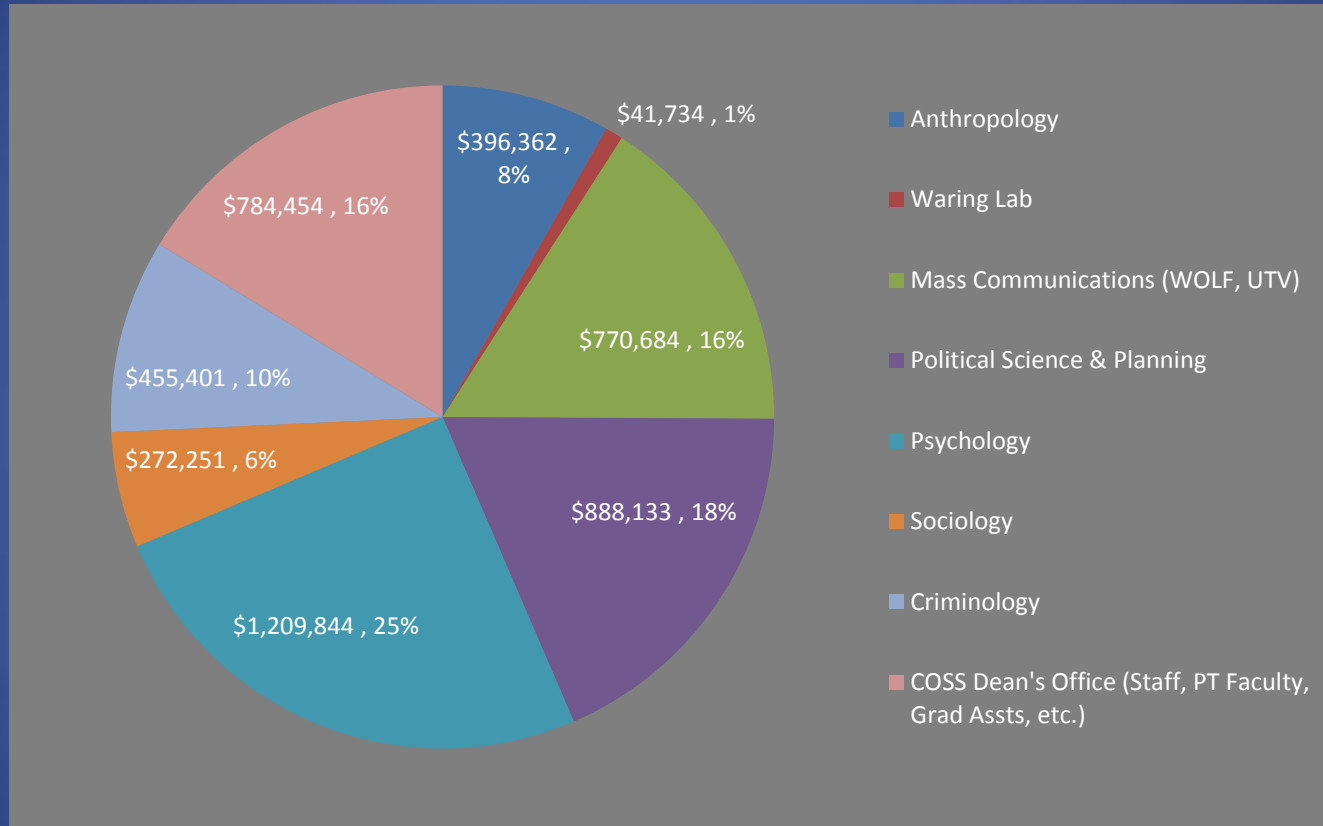
Recognition of Promotion and Tenure

- **Soo Moon:** *Mass Communications* - Tenured and Promoted to Associate Professor
- **Amber Smallwood:** *Mass Communications* - Tenured and Promoted to Associate Professor and Associate Dean
- **J. Salvador Peralta:** *Political Science & Planning* - Tenured and Promoted to Associate Professor
- **Alan Pope:** *Psychology* – Promoted to Professor
- **Neema Noori:** *Sociology* - Tenured and Promoted to Associate Professor

Recognition of Retirement

- **Sharron Edwards:** *Departments of Criminology and Sociology*

College of Social Sciences FY2014 Base Budget



***Base budgets do not include tuition, student activities, course fees, etc.*

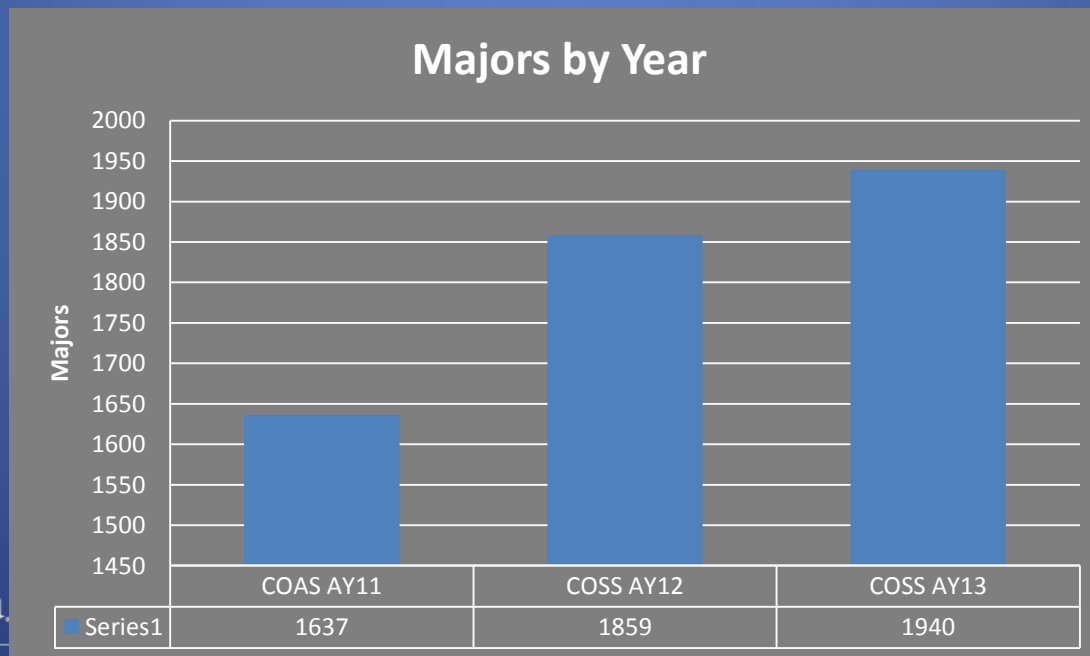
Total Base Budget: \$4,818,863

College of Social Sciences FY2014 Reallocation

Operating Dollars Based on College Average of			\$1,187 per FT line		
FY2014					
Department	Operating & Travel Budget	# FT Lines (TT, NTT, Staff)	Average Budget per line	TOTAL Needed	Difference
Anthropology	\$10,833.00	8.0	\$1,354	\$9,496.00	\$1,337
Criminology	\$16,590.00	12.0	\$1,383	\$14,244.00	\$2,346
Mass Communications	\$13,254.00	17.0	\$780	\$20,179.00	-\$6,925
Political Science & Planning	\$22,262.00	16.0	\$1,391	\$18,992.00	\$3,270
Psychology	\$22,265.00	21.0	\$1,060	\$24,927.00	-\$2,662
Sociology	\$16,593.00	10.0	\$1,659	\$11,870.00	\$4,723
Waring Lab	\$274.00	2.0	\$137	\$2,374.00	-\$2,100
	\$102,071.00	86.0	\$1,187	\$102,082.00	-\$11,687
*Part-time faculty are not included, numbers as of 7/15/13					

Student Data

Department	Undergraduate – Fall 2013	Graduate – Fall 2013	Core Seats Offered FA13
Anthropology	77	0	996
Criminology	434	20	0
Mass Communications	444	0	626
Political Science & Planning	136	41	1499
Psychology	603	100	845
Sociology	170	20	611
TOTAL	1864	181	4577



Data pulled from banner jobs

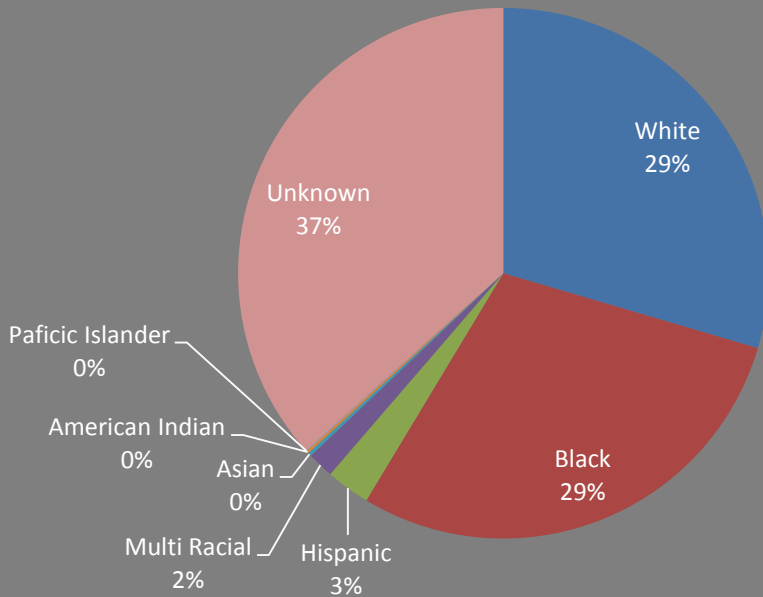
CA1995 /1325

UG 8/20/2013

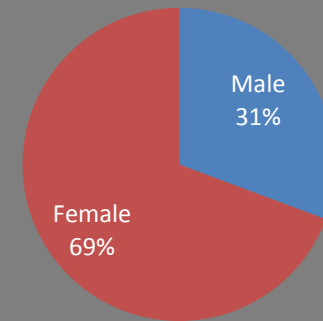
GR 8/21/2013

Undergraduate Student Data

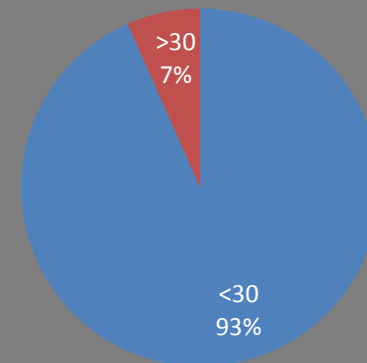
COSS UG Majors by Ethnicity



COSS UG Majors by Gender



COSS UG Majors by Age



Faculty Data

Department	Faculty for Fall 2013				Gender		Undergraduate (Majors/Pre)	Graduate	Core Seats Offered	S/F Ratios (UG+ GR)
	TT Lines	NTT FT Lines	NTT CORE FT Lines	PT lines	Male	Female	Fall 2013	Fall 2013	Fall 2013	TT Only
Anthropology	4.0	1.0	2.0	0.07	2.0	5.0	77	0	996	19.3
Criminology	6.0	5.0	0.0	0.14	7.0	4.0	434	20	0	75.7
Mass Communications	9.0	5.0	0.0	0.28	7.0	7.0	444	0	626	49.3
Political Science & Planning	12.0	2.0	1.0	0.21	13.0	2.0	136	41	1499	14.8
Psychology	18.0	1.0	0.0	0.42	12.0	7.0	603	100	845	39.1
Sociology	6.0	1.0	1.0	0.35	3.0	5.0	170	20	611	31.7
TOTAL COSS	55.0	15.0	4.0	1.5	44.0	30.0	1864.0	181.0	4577.0	

Strategic Plan

[COSS website – Reports](#)

Graduate Studies

[COSS website – Reports](#)

UWG

College of
Social Sciences

Serving humanity. Doing public good.

Call for Nominations

- College Promotion & Tenure Committee
- College Tech Fee committee
- College ICPSR liaison
- XIDS subcommittee
- International studies committee

Welcome Dr. Marrero!

Please join us in the Dean's
Office, 3rd floor of Pafford, for
a reception!

**No one under 21 allowed in Dean's suite during this time.*