



**PREPARING
EXEMPLARY
PRACTITIONERS** | FIELD-BASED
INQUIRY
PROFESSIONAL
EXCELLENCE
BETTERMENT
OF SOCIETY
Adaptive • Proactive • Decisive • Leading • Reflective • Inquisitive
Knowledgeable • Collaborative • Empathetic • Culturally Sensitive

DATA PROGRAM REPORT

Ed.S. EDUCATIONAL LEADERSHIP

THE UNIVERSITY OF WEST GEORGIA

SUMMER 2018 | FALL 2018 | SPRING 2019

PROGRESS OF GOALS FOR AY 2018-2019 AND NEW GOALS FOR AY 2019-2020

Directions: Review 2018-2019 goals found in this annual report. Record your progress for 2018-2019 goals and consider the results of your efforts as you plan for 2019-2020.

- Record your progress for 2018-2019, click here (BLUE form) <https://forms.gle/sziVrB81v29NNK9B9>
- Record NEW 2019-2020 goals, click here (RED form): <https://forms.gle/gLcwPo6RYSbjMZET8>

Educational Leadership, Ed.S. SMART	STRATEGY(IES) YOUR PROGRAM WILL USE TO ACHIEVE THIS GOAL	PROGRESS	DATA USED TO INFORM RESPONSES	STRATEGIC IMPERATIVE	PLANS TO GROW PROGRAM	DISTICTIVE FEATURES
All program faculty will participate in a collaborative process to develop an exit survey for finishing Tier 2 students by February of 2019.	We will use our program planning meetings on October 11, November 8, and January 10 to draft and select questions. Upon deciding the specific questions, we will select a tool, such as Qualtrics, to load the survey. We will share the link to the survey in EDLE 8303, the final residency class.		We have no current exit data and have been advised for several semesters that we need to include an indirect measure into our improvement planning.	Student Success	Since the PSC has placed admissions restrictions on this program, we will work to share information about the Tier 2 program with our current Tier 1 students.	Our program represents a powerful mixing of the practical and the theoretical. Students are prepared to lead but at the same time are exposed to enough theory to open their eyes to new options.

EDLE 6312 FEEDBACK FOR IMPROVING LEARNING

Term	Course Number	Course Title	Section	Course Work Due date	Course Work Name	Assessment Tool (s)	Number of students that received this coursework	Number of students who have submitted this coursework	Number of students who have not submitted this coursework	Number of students who have been assessed for this coursework
Summer Semester 2018	EDLE 6312	Principles of Leadership	E01	2018-08-31	EDLE 6312 Feedback for Improving Learning Summer 2018	EDLE 6312 Feedback for Improving Learning	31	31	0	31
Summer Semester 2018	EDLE 6312	Principles of Leadership	E02	2018-08-31	EDLE 6312 Feedback for Improving Learning Summer 2018	EDLE 6312 Feedback for Improving Learning	27	27	0	27
Summer Semester 2018	EDLE 6312	Principles of Leadership	E03	2018-08-31	EDLE 6312 Feedback for Improving Learning Summer 2018	EDLE 6312 Feedback for Improving Learning	25	24	1	24
Summer Semester 2018	EDLE 6312	Principles of Leadership	E04	2018-08-31	EDLE 6312 Feedback for Improving Learning Summer 2018	EDLE 6312 Feedback for Improving Learning	23	22	1	22
Fall Semester 2018	EDLE 6312	Principles of Leadership	E01	2018-12-31	EDLE 6312 Feedback for Improving Learning Fall 2018	EDLE 6312 Feedback for Improving Learning	23	23	0	23
Fall Semester 2018	EDLE 6312	Principles of Leadership	E02	2018-12-31	EDLE 6312 Feedback for Improving Learning Fall 2018	EDLE 6312 Feedback for Improving Learning	25	24	1	24
Fall Semester 2018	EDLE 6312	Principles of Leadership	E03	2018-12-31	EDLE 6312 Feedback for Improving Learning Fall 2018	EDLE 6312 Feedback for Improving Learning	19	18	1	17

THE TABLES BELOW CONTAIN AGGREGATE DATA FOR THE FORM : EDLE 6312 Feedback for Improving Learning

EDLE 6312 Feedback for Improving Learning

Scoring Rubric:	# Not Evident	% Not Evident	# Emerging	% Emerging	# Proficient	% Proficient	# Exemplary Proficient plus...	% Exemplary Proficient plus...	# No Response	% No Response	Total Response	Mean	Median	Mode	Standard Deviation
Critical examination of selected instructional intervention strategy GA ELS 2A	2	1.19%	6	3.57%	49	29.17%	111	66.07%	0	0%	168	3.6	4	4	0.62
Data to support evidence of student learning and achievement GA ELS 2B, F, and G	4	2.38%	8	4.76%	44	26.19%	112	66.67%	0	0%	168	3.57	4	4	0.69
Facilitation of quality feedback conference GA ELS 3E	3	1.79%	16	9.52%	35	20.83%	114	67.86%	0	0%	168	3.55	4	4	0.74
Presentation of written reports Professionalism	2	1.19%	10	5.95%	41	24.4%	115	68.45%	0	0%	168	3.6	4	4	0.66
Total/Percentage	11	1.64%	40	5.95%	169	25.15%	452	67.26%	0	0%	672				

EDLE 6312 FEEDBACK FOR IMPROVING LEARNING RUBRIC

Term	Course Number	Course Title	Section	Course Work Due date	Course Work Name	Assessment Tool (s)	Number of students that received this coursework	Number of students who have submitted this coursework	Number of students who have not submitted this coursework	Number of students who have been assessed for this coursework
Spring Semester 2019	EDLE 6312	Princ of Instructionl Leadrsh	E01	2019-05-12	EDLE 6312 Feedback for Improving Learning Spring 2019	EDLE 6312 Feedback for Improving Learning Rubric	28	28	0	28
Spring Semester 2019	EDLE 6312	Princ of Instructionl Leadrsh	E02	2019-05-12	EDLE 6312 Feedback for Improving Learning Spring 2019	EDLE 6312 Feedback for Improving Learning Rubric	27	26	1	26
Spring Semester 2019	EDLE 6312	Princ of Instructionl Leadrsh	E03	2019-05-12	EDLE 6312 Feedback for Improving Learning Spring 2019	EDLE 6312 Feedback for Improving Learning Rubric	28	27	1	27

THE TABLES BELOW CONTAIN AGGREGATE DATA FOR THE FORM : EDLE 6312 Feedback for Improving Learning Rubric

Untitled Group

Feedback for Improving Learning Scoring Rubric	# Not Evident	% Not Evident	# Emerging	% Emerging	# Proficient	% Proficient	# Exemplary Proficient Plus...	% Exemplary Proficient Plus...	# No Response	% No Response	Total Response	Mean	Median	Mode	Standard Deviation
Intervention Strategy	1	1.23%	1	1.23%	8	9.88%	71	87.65%	0	0%	81	3.84	4	4	0.48
Assessment	1	1.25%	18	22.5%	35	43.75%	26	32.5%	1	1.23%	80	3.08	3	3	0.77
Research	2	2.5%	3	3.75%	20	25%	55	68.75%	1	1.23%	80	3.6	4	4	0.68
Interviews	1	1.23%	3	3.7%	49	60.49%	28	34.57%	0	0%	81	3.28	3	3	0.59
Classroom observations	1	1.23%	5	6.17%	16	19.75%	59	72.84%	0	0%	81	3.64	4	4	0.65
Facilitation of quality feedback conference															
GA ELS 3E	5	6.17%	13	16.05%	17	20.99%	46	56.79%	0	0%	81	3.28	4	4	0.95
Critical examination of selected instructional intervention strategy															
GA ELS 2A	2	2.47%	7	8.64%	52	64.2%	20	24.69%	0	0%	81	3.11	3	3	0.65
Written Reports	2	2.5%	1	1.25%	8	10%	69	86.25%	1	1.23%	80	3.8	4	4	0.58
APA Format	8	10.13%	6	7.59%	34	43.04%	31	39.24%	2	2.47%	79	3.11	3	3	0.93
Total/Percentage	23	3.18%	57	7.87%	239	33.01%	405	55.94%	5	0.69%	724				

EDLE 6316 THEORY TO PRACTICE ASSESSMENT TOOL RUBRIC 2.15.17

Term	Course Number	Course Title	Section	Course Work Due date	Course Work Name	Assessment Tool (s)	Number of students that received this coursework	Number of students who have submitted this coursework	Number of students who have not submitted this coursework	Number of students who have been assessed for this coursework
Summer Semester 2018	EDLE 6316	School Law, Policy, and Ethic	E01	2018-08-31	EDLE 6316 Reflective Analysis: Ethical Standards and Practices Summer 2018	EDLE 6316 Theory to Practice Rubric 2.15.17	29	29	0	29
Summer Semester 2018	EDLE 6316	School Law, Policy, and Ethic	E02	2018-08-31	EDLE 6316 Reflective Analysis: Ethical Standards and Practices Summer 2018	EDLE 6316 Theory to Practice Rubric 2.15.17	29	29	0	29
Summer Semester 2018	EDLE 6316	School Law, Policy, and Ethic	E03	2018-08-31	EDLE 6316 Reflective Analysis: Ethical Standards and Practices Summer 2018	EDLE 6316 Theory to Practice Rubric 2.15.17	28	28	0	28
Summer Semester 2018	EDLE 6316	School Law, Policy, and Ethic	E04	2018-08-31	EDLE 6316 Reflective Analysis: Ethical Standards and Practices Summer 2018	EDLE 6316 Theory to Practice Rubric 2.15.17	10	10	0	10
Fall Semester 2018	EDLE 6316	School Law, Policy, and Ethic	E01	2018-12-31	EDLE 6316 Reflective Analysis: Ethical Standards and Practices Fall 2018	EDLE 6316 Theory to Practice Rubric 2.15.17	25	23	2	23
Fall Semester 2018	EDLE 6316	School Law, Policy, and Ethic	E02	2018-12-31	EDLE 6316 Reflective Analysis: Ethical Standards and Practices Fall 2018	EDLE 6316 Theory to Practice Rubric 2.15.17	21	18	3	18
Fall Semester 2018	EDLE 6316	School Law, Policy, and Ethic	E03	2018-12-31	EDLE 6316 Reflective Analysis: Ethical Standards and Practices Fall 2018	EDLE 6316 Theory to Practice Rubric 2.15.17	23	23	0	23
Fall Semester 2018	EDLE 6316	School Law, Policy, and Ethic	E04	2018-12-31	EDLE 6316 Reflective Analysis: Ethical Standards and Practices Fall 2018	EDLE 6316 Theory to Practice Rubric 2.15.17	16	16	0	16
Spring Semester 2019	EDLE 6316	School Law, Policy, and Ethic	E01	2019-05-12	EDLE 6316 Reflective Analysis: Ethical Standards and Practices Spring 2019	EDLE 6316 Theory to Practice Rubric 2.15.17	25	24	1	24
Spring Semester 2019	EDLE 6316	School Law, Policy, and Ethic	E02	2019-05-12	EDLE 6316 Reflective Analysis: Ethical Standards and Practices Spring 2019	EDLE 6316 Theory to Practice Rubric 2.15.17	23	22	1	22
Spring Semester 2019	EDLE 6316	School Law, Policy, and Ethic	E03	2019-05-12	EDLE 6316 Reflective Analysis: Ethical Standards and Practices Spring 2019	EDLE 6316 Theory to Practice Rubric 2.15.17	22	22	0	22

THE TABLES BELOW CONTAIN AGGREGATE DATA FOR THE FORM : EDLE 6316 Theory to Practice Rubric 2.15.17

EDLE 6316 Theory to Practice Rubric 2.15.17																	
Alignment with Georgia Leadership Standards	Standard	Description	# Poor	% Poor	# Emerging	% Emerging	# Proficient	% Proficient	# Exemplary	% Exemplary	# No Response	% No Response	Total Response	Mean	Median	Mode	Standard Deviation
			Understanding of Law/Ethics1	Point	Understanding of Law/Ethics2	Points	Understanding of Law/Ethics3	Points	Understanding of Law/Ethics4	Points	Understanding of Law/Ethics4	Points					
Scenario 1 aligns with Georgia Leadership Standard 7 B	Standard 7 (Sections B, C, D, E, F)	Legal application of budgetary principles	0	0%	12	4.92%	55	22.54%	177	72.54%	0	0%	244	3.68	4	4	0.56
Scenario 2 aligns with Georgia Leadership Standard 7 F		Legal application of employee rights	3	1.24%	14	5.79%	67	27.69%	158	65.29%	2	0.82%	242	3.57	4	4	0.66
Scenario 3 aligns with Georgia Standard 7E		Ethical decision-making	1	0.41%	2	0.82%	86	35.39%	154	63.37%	1	0.41%	243	3.62	4	4	0.53
Scenario 4 aligns with Georgia Leadership Standard 7 C		Legal application of school safety requirements	1	0.41%	10	4.12%	87	35.8%	145	59.67%	1	0.41%	243	3.55	4	4	0.6
Scenario 5 aligns with Georgia Leadership Standard 7 D		Legal application of fair hiring practices	0	0%	12	4.96%	77	31.82%	153	63.22%	2	0.82%	242	3.58	4	4	0.59
Scenario 6 aligns with Georgia Standard 7 F		Upholding laws related to learning for ALL students	0	0%	5	2.07%	70	29.05%	166	68.88%	3	1.23%	241	3.67	4	4	0.51
Scenario 7 aligns with Georgia Leadership Standard 7 C		Legal application of rules designed to ensure a positive school environment	0	0%	9	3.69%	76	31.15%	159	65.16%	0	0%	244	3.61	4	4	0.56
Scenario 8 aligns with Georgia Leadership Standard 7 E		Legal application of employee supervision	1	0.41%	7	2.9%	70	29.05%	163	67.63%	3	1.23%	241	3.64	4	4	0.56
Scenario 9 aligns with Georgia Leadership Standard 7E		Ethical decision-making	1	0.41%	4	1.66%	70	29.05%	166	68.88%	3	1.23%	241	3.66	4	4	0.53
Scenario 10 aligns with Georgia Leadership Standard 7E		Application of laws related to employee dismissal	1	0.41%	7	2.88%	80	32.92%	155	63.79%	1	0.41%	243	3.6	4	4	0.57
Total/Percentage			8	0.33%	82	3.38%	738	30.45%	1596	65.84%	16	0.66%	2424				

EDLE 6327 5-YEAR PLC PLAN

Term	Course Number	Course Title	Section	Course Work Due date	Course Work Name	Assessment Tool (s)	Number of students that received this coursework	Number of students who have submitted this coursework	Number of students who have not submitted this coursework	Number of students who have been assessed for this coursework
Fall Semester 2018	EDLE 6327	Prof Learning Communities	E01	2018-12-31	EDLE 6327 Five Year PLC Plan Fall 2018	EDLE 6327 5-Year PLC Plan	27	27	0	27
Fall Semester 2018	EDLE 6327	Prof Learning Communities	E02	2018-12-31	EDLE 6327 Five Year PLC Plan Fall 2018	EDLE 6327 5-Year PLC Plan	25	24	1	24
Fall Semester 2018	EDLE 6327	Prof Learning Communities	E03	2018-12-31	EDLE 6327 Five Year PLC Plan Fall 2018	EDLE 6327 5-Year PLC Plan	20	20	0	20
Fall Semester 2018	EDLE 6327	Prof Learning Communities	E04	2018-12-31	EDLE 6327 Five Year PLC Plan Fall 2018	EDLE 6327 5-Year PLC Plan	27	24	3	0
Fall Semester 2018	EDLE 6327	Prof Learning Communities	E05	2018-12-31	EDLE 6327 Five Year PLC Plan Fall 2018	EDLE 6327 5-Year PLC Plan	21	21	0	0
Spring Semester 2019	EDLE 6327	Prof Learning Communities	E01	2019-05-12	EDLE 6327 Five Year PLC Plan Spring 2019	EDLE 6327 5-Year PLC Plan	29	29	0	29
Spring Semester 2019	EDLE 6327	Prof Learning Communities	E02	2019-05-12	EDLE 6327 Five Year PLC Plan Spring 2019	EDLE 6327 5-Year PLC Plan	28	28	0	28
Spring Semester 2019	EDLE 6327	Prof Learning Communities	E03	2019-05-12	EDLE 6327 Five Year PLC Plan Spring 2019	EDLE 6327 5-Year PLC Plan	28	26	2	26
Spring Semester 2019	EDLE 6327	Prof Learning Communities	E04	2019-05-12	EDLE 6327 Five Year PLC Plan Spring 2019	EDLE 6327 5-Year PLC Plan	21	19	2	17

THE TABLES BELOW CONTAIN AGGREGATE DATA FOR THE FORM : EDLE 6327 5-Year PLC Plan

EDLE 6327 5-Year PLC Plan

Scoring Rubric	# Not Evident	% Not Evident	# Emerging	% Emerging	# Proficient	% Proficient	# Exemplary	% Exemplary	# No Response	% No Response	Total Response	Mean	Median	Mode	Standard Deviation
Overall Assessment of School Communication Strategies	3	1.73%	10	5.78%	52	30.06%	108	62.43%	0	0%	173	3.53	4	4	0.68
Recommendations and Opportunities for Improvement	4	2.31%	12	6.94%	60	34.68%	97	56.07%	0	0%	173	3.45	4	4	0.72
Presentation and Coherence	6	3.47%	14	8.09%	54	31.21%	99	57.23%	0	0%	173	3.42	4	4	0.78
Data Collection/Clinical Work	10	5.81%	8	4.65%	48	27.91%	106	61.63%	1	0.58%	172	3.45	4	4	0.83
Total/Percentage	23	3.33%	44	6.37%	214	30.97%	410	59.33%	1	0.14%	691				

EDLE 6329 CORE PROCESSES APPRAISAL AND REPORT RUBRIC

Term	Course Number	Course Title	Section	Course Work Due date	Course Work Name	Assessment Tool (s)	Number of students that received this coursework	Number of students who have submitted this coursework	Number of students who have not submitted this coursework	Number of students who have been assessed for this coursework
Summer Semester 2018	EDLE 6329	School Ops. for Student Learn	E01	2018-08-31	EDLE 6329 Core Processes Appraisal and Report Summer 2018	EDLE 6329 Core Processes Appraisal and Report Rubric	26	26	0	26
Summer Semester 2018	EDLE 6329	School Ops. for Student Learn	E02	2018-08-31	EDLE 6329 Core Processes Appraisal and Report Summer 2018	EDLE 6329 Core Processes Appraisal and Report Rubric	27	27	0	27
Summer Semester 2018	EDLE 6329	School Ops. for Student Learn	E03	2018-08-31	EDLE 6329 Core Processes Appraisal and Report Summer 2018	EDLE 6329 Core Processes Appraisal and Report Rubric	24	24	0	24
Summer Semester 2018	EDLE 6329	School Ops. for Student Learn	E04	2018-08-31	EDLE 6329 Core Processes Appraisal and Report Summer 2018	EDLE 6329 Core Processes Appraisal and Report Rubric	24	23	1	23
Summer Semester 2018	EDLE 6329	School Ops. for Student Learn	E05	2018-08-31	EDLE 6329 Core Processes Appraisal and Report Summer 2018	EDLE 6329 Core Processes Appraisal and Report Rubric	19	15	4	0
Spring Semester 2019	EDLE 6329	School Ops. for Student Learn	E01	2019-05-12	EDLE 6329 Core Processes Appraisal and Report Spring 2019	EDLE 6329 Core Processes Appraisal and Report Rubric	27	27	0	27
Spring Semester 2019	EDLE 6329	School Ops. for Student Learn	E02	2019-05-12	EDLE 6329 Core Processes Appraisal and Report Spring 2019	EDLE 6329 Core Processes Appraisal and Report Rubric	28	28	0	28
Spring Semester 2019	EDLE 6329	School Ops. for Student Learn	E03	2019-05-12	EDLE 6329 Core Processes Appraisal and Report Spring 2019	EDLE 6329 Core Processes Appraisal and Report Rubric	31	29	2	29

THE TABLES BELOW CONTAIN AGGREGATE DATA FOR THE FORM : EDLE 6329 Core Processes Appraisal and Report Rubric

EDLE 6329 Core Processes Appraisal and Report Rubric															
Scoring Rubric:	# Not Evident	% Not Evident	# Emerging	% Emerging	# Proficient	% Proficient	# Exemplary	% Exemplary	# No Response	% No Response	Total Response	Mean	Median	Mode	Standard Deviation
Overall Assessment of School Processes in Identified Areas	3	1.63%	4	2.17%	42	22.83%	135	73.37%	0	0%	184	3.68	4	4	0.6
Recommendations and Opportunities for Improvement	3	1.63%	5	2.72%	52	28.26%	124	67.39%	0	0%	184	3.61	4	4	0.62
Presentation and Coherence	3	1.64%	4	2.19%	43	23.5%	133	72.68%	1	0.54%	183	3.67	4	4	0.6
Data Collection/Clinical Work	3	1.64%	6	3.28%	34	18.58%	140	76.5%	1	0.54%	183	3.7	4	4	0.61
Total/Percentage	12	1.63%	19	2.59%	171	23.3%	532	72.48%	2	0.27%	734				

EDLE 6341 USING DATA TO IMPROVE THE SCHOOL

Term	Course Number	Course Title	Section	Course Work Due date	Course Work Name	Assessment Tool (s)	Number of students that received this coursework	Number of students who have submitted this coursework	Number of students who have not submitted this coursework	Number of students who have been assessed for this coursework
Fall Semester 2018	EDLE 6341	Using Data to Improve the Sch	E01	2018-12-31	EDLE 6341 Data Informed Instructional Leadership Fall 2018	EDLE 6341 -- Using Data to Improve the School	24	24	0	24
Fall Semester 2018	EDLE 6341	Using Data to Improve the Sch	E02	2018-12-31	EDLE 6341 Data Informed Instructional Leadership Fall 2018	EDLE 6341 -- Using Data to Improve the School	20	19	1	19
Fall Semester 2018	EDLE 6341	Using Data to Improve the Sch	E03	2018-12-31	EDLE 6341 Data Informed Instructional Leadership Fall 2018	EDLE 6341 -- Using Data to Improve the School	20	19	1	19
Fall Semester 2018	EDLE 6341	Using Data to Improve the Sch	E04	2018-12-31	EDLE 6341 Data Informed Instructional Leadership Fall 2018	EDLE 6341 -- Using Data to Improve the School	24	22	2	0
Fall Semester 2018	EDLE 6341	Using Data to Improve the Sch	E05	2018-12-31	EDLE 6341 Data Informed Instructional Leadership Fall 2018	EDLE 6341 -- Using Data to Improve the School	24	23	1	23
Spring Semester 2019	EDLE 6341	Using Data to Improve the Sch	E01	2019-05-13	EDLE 6341 Data Informed Instructional Leadership Spring 2019	EDLE 6341 -- Using Data to Improve the School	30	29	1	29
Spring Semester 2019	EDLE 6341	Using Data to Improve the Sch	E02	2019-05-13	EDLE 6341 Data Informed Instructional Leadership Spring 2019	EDLE 6341 -- Using Data to Improve the School	29	29	0	29
Spring Semester 2019	EDLE 6341	Using Data to Improve the Sch	E03	2019-05-13	EDLE 6341 Data Informed Instructional Leadership Spring 2019	EDLE 6341 -- Using Data to Improve the School	28	24	4	24

THE TABLES BELOW CONTAIN AGGREGATE DATA FOR THE FORM : EDLE 6341 -- Using Data to Improve the School

EDLE 6341 -- Using Data to Improve the School																
Scoring Rubric:	# Not Evident	% Not Evident	# Emerging	% Emerging	# Proficient	% Proficient	# Exemplary Proficient plus...	% Exemplary Proficient plus...	# No Response	% No Response	Total Response	Mean	Median	Mode	Standard Deviation	
Critical examination of existing School Improvement Plan GA ELS 1B	5	2.66%	11	5.85%	60	31.91%	112	59.57%	1	0.53%	188	3.48	4	4	0.73	
Data Profile GA ELS 1B and 2D	6	3.26%	10	5.43%	44	23.91%	124	67.39%	5	2.65%	184	3.55	4	4	0.74	
Facilitation of Problem-Solving Cycle GA ELS 1B and 2D	3	1.62%	15	8.11%	28	15.14%	139	75.14%	4	2.12%	185	3.64	4	4	0.7	
Draft Improvement Plan GA ELS 1B and 2D	3	1.6%	16	8.51%	38	20.21%	131	69.68%	1	0.53%	188	3.58	4	4	0.71	
Presentation of written reports	5	2.67%	5	2.67%	60	32.09%	117	62.57%	2	1.06%	187	3.55	4	4	0.68	
Total/Percentage	22	2.36%	57	6.12%	230	24.68%	623	66.85%	13	1.38%	932					

EDLE 7312 COMMUNICATIONS AUDIT AND REPORT RUBRIC

Term	Course Number	Course Title	Section	Course Work Due date	Course Work Name	Assessment Tool (s)	Number of students that received this coursework	Number of students who have submitted this coursework	Number of students who have not submitted this coursework	Number of students who have been assessed for this coursework
Summer Semester 2018	EDLE 7312	School & Comm Engagement	E01	2018-08-31	EDLE 7312 Communications Audit and Report Summer 2018	EDLE 7312 Communications Audit and Report Rubric	25	25	0	25
Summer Semester 2018	EDLE 7312	School & Comm Engagement	E02	2018-08-31	EDLE 7312 Communications Audit and Report Summer 2018	EDLE 7312 Communications Audit and Report Rubric	29	29	0	29
Summer Semester 2018	EDLE 7312	School & Comm Engagement	E03	2018-08-31	EDLE 7312 Communications Audit and Report Summer 2018	EDLE 7312 Communications Audit and Report Rubric	28	28	0	28
Summer Semester 2018	EDLE 7312	School & Comm Engagement	E04	2018-08-31	EDLE 7312 Communications Audit and Report Summer 2018	EDLE 7312 Communications Audit and Report Rubric	22	18	4	18
Fall Semester 2018	EDLE 7312	School & Comm Engagement	E01	2018-12-31	EDLE 7312 Communications Audit and Report Fall 2018	EDLE 7312 Communications Audit and Report Rubric	29	29	0	29
Fall Semester 2018	EDLE 7312	School & Comm Engagement	E02	2018-12-31	EDLE 7312 Communications Audit and Report Fall 2018	EDLE 7312 Communications Audit and Report Rubric	23	23	0	23
Fall Semester 2018	EDLE 7312	School & Comm Engagement	E03	2018-12-31	EDLE 7312 Communications Audit and Report Fall 2018	EDLE 7312 Communications Audit and Report Rubric	23	23	0	22
Spring Semester 2019	EDLE 7312	School & Comm Engagement	E01	2019-05-12	EDLE 7312 Communications Audit and Report Spring 2019	EDLE 7312 Communications Audit and Report Rubric	26	26	0	26
Spring Semester 2019	EDLE 7312	School & Comm Engagement	E02	2019-05-12	EDLE 7312 Communications Audit and Report Spring 2019	EDLE 7312 Communications Audit and Report Rubric	25	25	0	25

THE TABLES BELOW CONTAIN AGGREGATE DATA FOR THE FORM : EDLE 7312 Communications Audit and Report Rubric

EDLE 7312 Communications Audit and Report Rubric

Scoring Rubric:	# Not Evident	% Not Evident	# Emerging	% Emerging	# Proficient	% Proficient	# Exemplary	% Exemplary	# No Response	% No Response	Total Response	Mean	Median	Mode	Standard Deviation
Overall Assessment of School Communication Strategies	3	1.33%	9	4%	86	38.22%	127	56.44%	0	0%	225	3.5	4	4	0.64
Recommendations and Opportunities for Improvement	5	2.22%	25	11.11%	83	36.89%	112	49.78%	0	0%	225	3.34	3	4	0.76
Presentation and Coherence	4	1.78%	16	7.11%	82	36.44%	123	54.67%	0	0%	225	3.44	4	4	0.7
Data Collection/Clinical Work	3	1.33%	14	6.22%	75	33.33%	133	59.11%	0	0%	225	3.5	4	4	0.67
Total/Percentage	15	1.67%	64	7.11%	326	36.22%	495	55%	0	0%	900				

EDLE 8301: EDUCATIONAL LEADERSHIP RESIDENCY LAB I DEVELOPING A VISION RUBRIC PART 1 AND PART 3

Term	Course Number	Course Title	Section	Course Work Due date	Course Work Name	Assessment Tool (s)	Number of students that received this coursework	Number of students who have submitted this coursework	Number of students who have not submitted this coursework	Number of students who have been assessed for this coursework
Summer Semester 2018	EDLE 8301	Ed. Leadership Residency Lab	91D	2018-08-31	EDLE 8301 Building a Vision for Student Success Summer 2018	EDLE 8301: Educational Leadership Residency Lab I Developing a Vision Rubric PART 1 AND PART 3	2	1	1	0

AGGREGATE DATA IS NOT AVAILABLE

EDLE 8302 ILA LITERATURE REVIEW RUBRIC

Term	Course Number	Course Title	Section	Course Work Due date	Course Work Name	Assessment Tool (s)	Number of students that received this coursework	Number of students who have submitted this coursework	Number of students who have not submitted this coursework	Number of students who have been assessed for this coursework
Summer Semester 2018	EDLE 8303	Ed. Leadership Resid. Lab III	91D	2018-08-31	EDLE 8302 ILA Literature Review Assignment Summer 2018	EDLE 8302 ILA Literature Review Rubric	8	8	0	8

THE TABLES BELOW CONTAIN AGGREGATE DATA FOR THE FORM : EDLE 8302 ILA Literature Review Rubric: EDLE 8302 Rubric

EDLE 8302: Educational Leadership Residency Lab II

Rubric	# Not Evident Quality does not meet minimal criteria/requirements as outlined in the rubric and ILA Research expectations AND:	% Not Evident Quality does not meet minimal criteria/requirements as outlined in the rubric and ILA Research expectations AND:	# Emerging Quality meets most minimal criteria/requirements as outlined in the rubric and ILA Research expectations AND:	% Emerging Quality meets most minimal criteria/requirements as outlined in the rubric and ILA Research expectations AND:	# Proficient Quality meets ALL minimal criteria/requirements as outlined in the rubric and ILA Research expectations AND:	% Proficient Quality meets ALL minimal criteria/requirements as outlined in the rubric and ILA Research expectations AND:	# Exemplary Quality exceeds ALL minimal criteria/requirements as outlined in the rubric and ILA Research expectations AND:	% Exemplary Quality exceeds ALL minimal criteria/requirements as outlined in the rubric and ILA Research expectations AND:	# No Response	% No Response	Total Response	Mean	Median	Mode	Standard Deviation
	Introduction to SMART, Research Question(s) and Literature Review.	0	0%	0	0%	1	12.5%	7	87.5%	0	0%	8	3.88	4	4
Analysis/Synthesis of Relevant Points of Literature as Related to Candidate's Topic	0	0%	0	0%	3	37.5%	5	62.5%	0	0%	8	3.62	4	4	0.48
Description of Patterns Based on Research Outcomes (expected and unexpected)	0	0%	0	0%	3	37.5%	5	62.5%	0	0%	8	3.62	4	4	0.48
Conclusion: Includes summary, application, and work with PLC	0	0%	0	0%	3	37.5%	5	62.5%	0	0%	8	3.62	4	4	0.48
Scholarly Writing / Use of APA Format: (APA 6th Edition)	0	0%	0	0%	3	37.5%	5	62.5%	0	0%	8	3.62	4	4	0.48
Total/Percentage	0	0%	0	0%	13	32.5%	27	67.5%	0	0%	40				

EDLE 8304 DESIGNING HIGH PERFORMING ORGANIZATIONS RUBRIC 6.23.17

Term	Course Number	Course Title	Section	Course Work Due date	Course Work Name	Assessment Tool (s)	Number of students that received this coursework	Number of students who have submitted this coursework	Number of students who have not submitted this coursework	Number of students who have been assessed for this coursework
Summer Semester 2018	EDLE 8304	Ldshp for Org Change & Imp	E01	2018-08-31	EDLE 8304 Designing High-Performing Organizations Assignment Summer 2018	EDLE 8304 Designing High Performing Organizations Rubric 6.23.17	25	25	0	23

THE TABLES BELOW CONTAIN AGGREGATE DATA FOR THE FORM : EDLE 8304 Designing High Performing Organizations Rubric 6.23.17

EDLE 8304 Designing High Performing Organizations Rubric 6.23.17

Objective/Criteria	# Not Evident Quality does not meet minimal criteria/requirements as outlined in the rubric and assignment details AND:	% Not Evident Quality does not meet minimal criteria/requirements as outlined in the rubric and assignment details AND:	# Emerging Quality meets most minimal criteria/requirements as outlined in the rubric and assignment details AND:	% Emerging Quality meets most minimal criteria/requirements as outlined in the rubric and assignment details AND:	# Proficient Quality meets ALL minimal criteria/requirements as outlined in the rubric and assignment details AND:	% Proficient Quality meets ALL minimal criteria/requirements as outlined in the rubric and assignment details AND:	# Exemplary Quality exceeds ALL minimal criteria/requirements as outlined in the rubric and assignment details	% Exemplary Quality exceeds ALL minimal criteria/requirements as outlined in the rubric and assignment details	# No Response	% No Response	Total Response	Mean	Median	Mode	Standard Deviation
Introduction of the targeted problem area that will meet individual needs of students	0	0%	0	0%	2	8.7%	21	91.3%	0	0%	23	3.91	4	4	0.28
Solutions based on change literature and collaboration	0	0%	0	0%	2	8.7%	21	91.3%	0	0%	23	3.91	4	4	0.28
Conclusion includes specific strategies to address student learning	0	0%	0	0%	2	8.7%	21	91.3%	0	0%	23	3.91	4	4	0.28
Clarity of report	0	0%	0	0%	2	8.7%	21	91.3%	0	0%	23	3.91	4	4	0.28
Total/Percentage	0	0%	0	0%	8	8.7%	84	91.3%	0	0%	92				

EDLE 8305 TALENT MANAGEMENT REPORT SCORING RUBRIC

Term	Course Number	Course Title	Section	Course Work Due date	Course Work Name	Assessment Tool (s)	Number of students that received this coursework	Number of students who have submitted this coursework	Number of students who have not submitted this coursework	Number of students who have been assessed for this coursework
Summer Semester 2018	EDLE 8305	Eff. Mgnt to Promote Stud Lea	E01	2018-08-31	EDLE 8305 Talent Management Report Assignment Summer 2018	EDLE 8305 Talent Management Report Scoring Rubric	13	13	0	13
Spring Semester 2019	EDLE 8305	Eff. Mgnt to Promote Stud Lea	E01	2019-05-12	EDLE 8305 Talent Management Report Assignment Spring 2019	EDLE 8305 Talent Management Report Scoring Rubric	3	3	0	3

THE TABLES BELOW CONTAIN AGGREGATE DATA FOR THE FORM : EDLE 8305 Talent Management Report Scoring Rubric: 1

Objective

Rubric:	# Not Evident	% Not Evident	# Emerging	% Emerging	# Proficient	% Proficient	# Exemplary	% Exemplary	# No Response	% No Response	Total Response	Mean	Median	Mode	Standard Deviation
Evidence of efficient and effective administration of human resources to create a strong professional culture of highly performing faculty	0	0%	1	6.25%	1	6.25%	14	87.5%	0	0%	16	3.81	4	4	0.53
Recommendations and opportunities for improvement based on needs, assessment data, and local, state, and federal requirements	0	0%	1	6.25%	1	6.25%	14	87.5%	0	0%	16	3.81	4	4	0.53
Presentation and coherence	0	0%	1	6.25%	1	6.25%	14	87.5%	0	0%	16	3.81	4	4	0.53
Sustainability and strategies for improvement	0	0%	1	6.25%	1	6.25%	14	87.5%	0	0%	16	3.81	4	4	0.53
Total/Percentage	0	0%	4	6.25%	4	6.25%	56	87.5%	0	0%	64				

EDLE 8306 COMPREHENSIVE SCHOOL DATA PROFILE

Term	Course Number	Course Title	Section	Course Work Due date	Course Work Name	Assessment Tool (s)	Number of students that received this coursework	Number of students who have submitted this coursework	Number of students who have not submitted this coursework	Number of students who have been assessed for this coursework
Fall Semester 2018	EDLE 8306	Inst Leadership for Improving	E01	2018-12-31	EDLE 8306 Comprehensive School Data Profile Fall 2018	EDLE 8306 Comprehensive School Data Profile	13	12	1	12

THE TABLES BELOW CONTAIN AGGREGATE DATA FOR THE FORM : EDLE 8306 Comprehensive School Data Profile

EDLE 8306 Comprehensive School Data Profile															
Rubric	# Not Evident	% Not Evident	# Emerging	% Emerging	# Proficient	% Proficient	# Exemplary	% Exemplary	# No Response	% No Response	Total Response	Mean	Median	Mode	Standard Deviation
Data Profile	1	8.33%	0	0%	5	41.67%	6	50%	0	0%	12	3.33	3.5	4	0.85
Strengths & Areas for Improvement	0	0%	1	8.33%	5	41.67%	6	50%	0	0%	12	3.42	3.5	4	0.64
Root Cause Analysis	1	8.33%	1	8.33%	4	33.33%	6	50%	0	0%	12	3.25	3.5	4	0.92
Narrative data description	0	0%	1	8.33%	3	25%	8	66.67%	0	0%	12	3.58	4	4	0.64
Writing style and Conventions	1	11.11%	2	22.22%	1	11.11%	5	55.56%	3	25%	9	3.11	4	4	1.1
Total/Percentage	3	5.26%	5	8.77%	18	31.58%	31	54.39%	3	5%	57				

EDLE 8329 EQUITY LEADERSHIP PROJECT SCORING RUBRIC

Term	Course Number	Course Title	Section	Course Work Due date	Course Work Name	Assessment Tool (s)	Number of students that received this coursework	Number of students who have submitted this coursework	Number of students who have not submitted this coursework	Number of students who have been assessed for this coursework
Fall Semester 2018	EDLE 8329	Schl Ldrshp-Pluralstc/Dvrs So	E01	2018-12-31	EDLE 8329 Equity Leadership Project Assignment Fall 2018	EDLE 8329 Equity Leadership Project Scoring Rubric	8	6	2	6

THE TABLES BELOW CONTAIN AGGREGATE DATA FOR THE FORM : EDLE 8329 Equity Leadership Project Scoring Rubric

EDLE 8329 Equity Leadership Project Scoring Rubric

Objective	# Not Evident	% Not Evident	# Emerging	% Emerging	# Proficient	% Proficient	# ExemplaryProficient Plus...	% ExemplaryProficient Plus...	# No Response	% No Response	Total Response	Mean	Median	Mode	Standard Deviation
Varied sources of data inform audit GA ELS 4D	0	0%	0	0%	0	0%	6	100%	0	0%	6	4	4	4	0
Audit report addresses values, beliefs, and underlying assumptions related to diverse communities GA ELS 4H and 4J	0	0%	0	0%	0	0%	6	100%	0	0%	6	4	4	4	0
Audit Report includes appropriate and relevant recommendations GA ELS 1B and 2D	0	0%	0	0%	0	0%	6	100%	0	0%	6	4	4	4	0
Presentation of data and written reportsProfessionalism	1	16.67%	0	0%	0	0%	5	83.33%	0	0%	6	3.5	4	4	1.12
Total/Percentage	1	4.17%	0	0%	0	0%	23	95.83%	0	0%	24				

EDUCATIONAL LEADERSHIP GACE SCORES

Test Level Summary Statistics

Test: 301 Educational Leadership
 Examinees: Admitted
 Test Year: SEP-2018 TO AUG-2019
 Program: University of West Georgia
 Examinee Attempts: Highest Score

Database Refresh Date: 09/03/2019 14:13:42

Test Name	Variables	Average Scaled Score		# of Examinees	
		State	Program	State	Program
301 Educational Leadership	Total				
	Total	262.06	269.55	916	165

Test Level Pass Rates

Test: 301 Educational Leadership
 Examinees: Admitted
 Test Year: SEP-2018 TO AUG-2019
 Program: University of West Georgia
 Examinee Attempts: Highest Score

Database Refresh Date: 09/03/2019 14:13:42

Test Name	Statewide			Program		
	# of Examinees	# Passing	% Pass	# of Examinees	# Passing	% Pass
301 Educational Leadership						
Total	916	790	86	165	158	96

EDUCATIONAL LEADERSHIP GACE SCORES

Test Level Summary Statistics - Expanded

Test: 301 Educational Leadership
 Examinees: Admitted
 Test Year: SEP-2018 TO AUG-2019
 Program: University of West Georgia
 Examinee Attempts: Highest Score

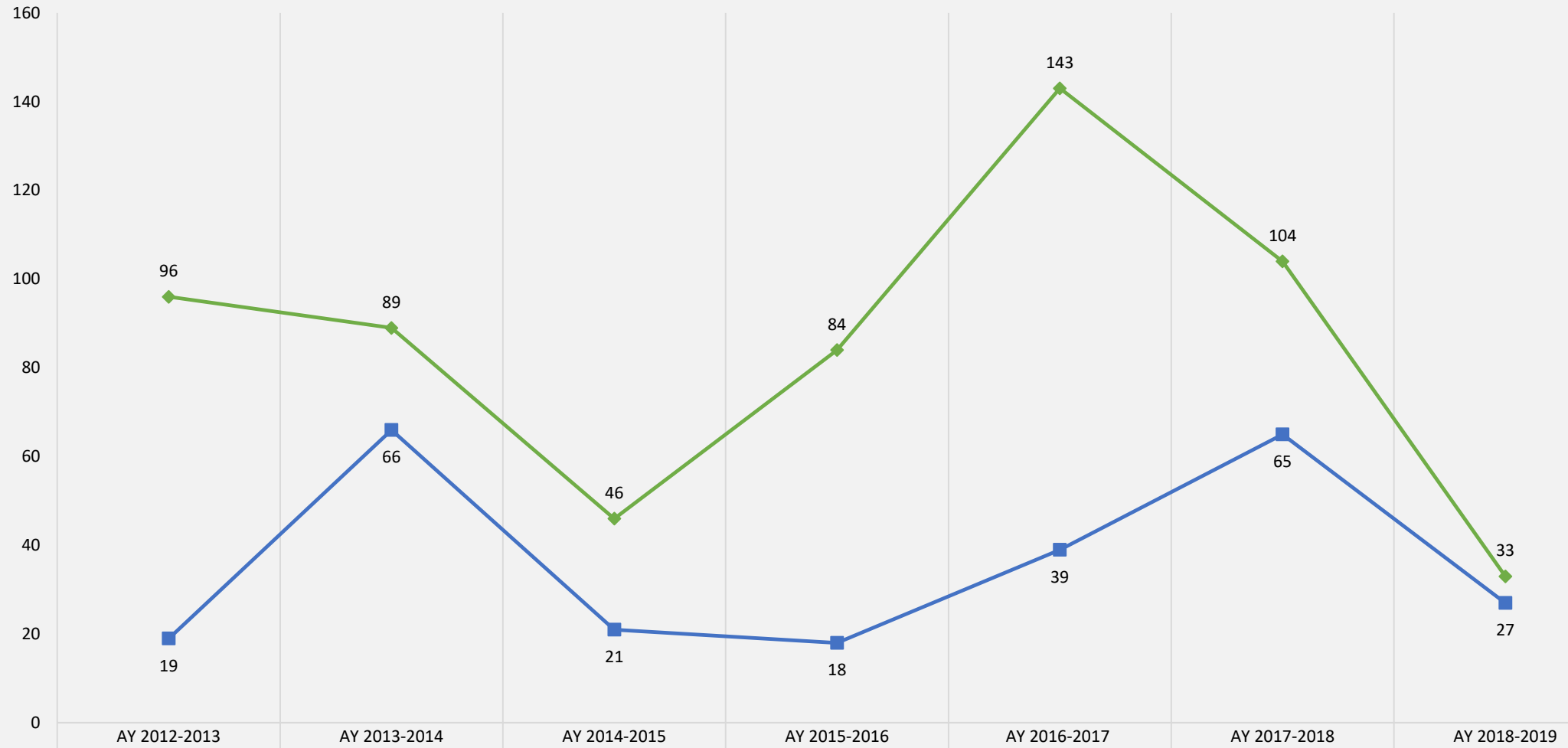
Database Refresh Date: 09/03/2019 14:13:42

Test Name	Variables	Average Scaled Score		# of Examinees		# of Selected Response Questions	Average Percentage Correct		# of Constructed Response Points Possible
		State	Program	State	Program		State	Program	
301 Educational Leadership	Total	262.06	269.55	916	165				
	T1S1					17	72.19	75.97	
	1. ORGANIZES AND SUPPORTS KEY STAKEHOLDERS TO DEVELOP THE DISTRICT'S VISION, MISSION, AND GOALS					7	66.75	72.81	
	2. UTILIZES MULTIPLE DATA SOURCES TO MONITOR AND EVALUATE PROGRESS TOWARD THE EDUCATIONAL VISION					5	78.14	80	
	3. ENGAGES STAKEHOLDERS TO PROMOTE PROGRESS TOWARD IDENTIFIED SCHOOL AND DISTRICT GOALS					5	73.84	76.36	
	T1S2					21 - 22	72.16	74.64	
	1. DEVELOPS AND SUSTAINS AN ENVIRONMENT THAT PROMOTES HIGH STANDARDS FOR ALL STAFF AND STUDENTS					5	75	76.36	
	2. PLANS AND IMPLEMENTS AN INSTRUCTIONAL PROGRAM THAT ALIGNS RESEARCH-BASED PRINCIPLES WITH GEORGIA'S CURRICULUM STANDARDS					5	79.65	82.42	
	3. DESIGNS AND ASSESSES EFFECTIVE INSTRUCTION THAT REFLECTS RESEARCH-BASED PRACTICES					6 - 7	69.97	72.45	
	4. ENCOURAGES CONTINUOUS IMPROVEMENT THROUGH SCHOOL AND DISTRICT PROFESSIONAL DEVELOPMENT					5	64.24	67.52	
	T1S3					16	76.69	79.81	
	1. MANAGES OPERATIONS, PROGRAMS, AND SERVICES TO ENSURE A SAFE AND EFFICIENT ENVIRONMENT					5	70	71.76	
	2. UNDERSTANDS THE FUNDAMENTAL ELEMENTS OF A BUDGET AND MANAGES FACILITY MAINTENANCE					6	75.67	80.51	
	3. MANAGES PERSONNEL TO MAINTAIN THE HIGHEST LEVEL OF PERFORMANCE					5	84.61	87.03	
	T1S4					12 - 13	75.4	79.4	
	1. PROMOTES STAKEHOLDER INVOLVEMENT THROUGH VARIED AND EFFECTIVE COLLABORATION					6	80.35	84.04	
	2. UTILIZES EFFECTIVE COMMUNICATION TECHNIQUES WHEN WORKING WITH STAKEHOLDERS					6 - 7	71.08	75.34	
	T1S5					13	75.84	78.93	
	1. MODELS AND MAINTAINS A FAIR, ETHICAL, AND EQUITABLE LEARNING ENVIRONMENT					13	75.84	78.93	
	T1S6						70.45	78.08	24
	1. PROMOTES CONTINUOUS AND SUSTAINABLE PROGRESS TOWARD THE DISTRICT'S EDUCATIONAL VISION						75.66	84.04	6
	2. MONITORS INSTRUCTIONAL PROGRAMS AND DEVELOPS A SHARED CULTURE OF SUCCESS						71.34	77.47	6
	3. USES EFFECTIVE COMMUNICATION SKILLS						72.71	81.41	6
	4. MODELS ETHICAL AND EQUITABLE DECISION MAKING SKILLS						62.1	69.39	6

Number of scored points for subarea and objective scores is based upon all candidates testing within the selected testing period. Also, note that for tests that contain constructed-response questions that do not contribute to a subarea or objective score, the total number of scored points is based upon the scored selected-response items only.

ENROLLMENT AND GRADUATION

ED.S. IN EDUCATIONAL LEADERSHIP ENROLLMENT AND GRADUATION DATA

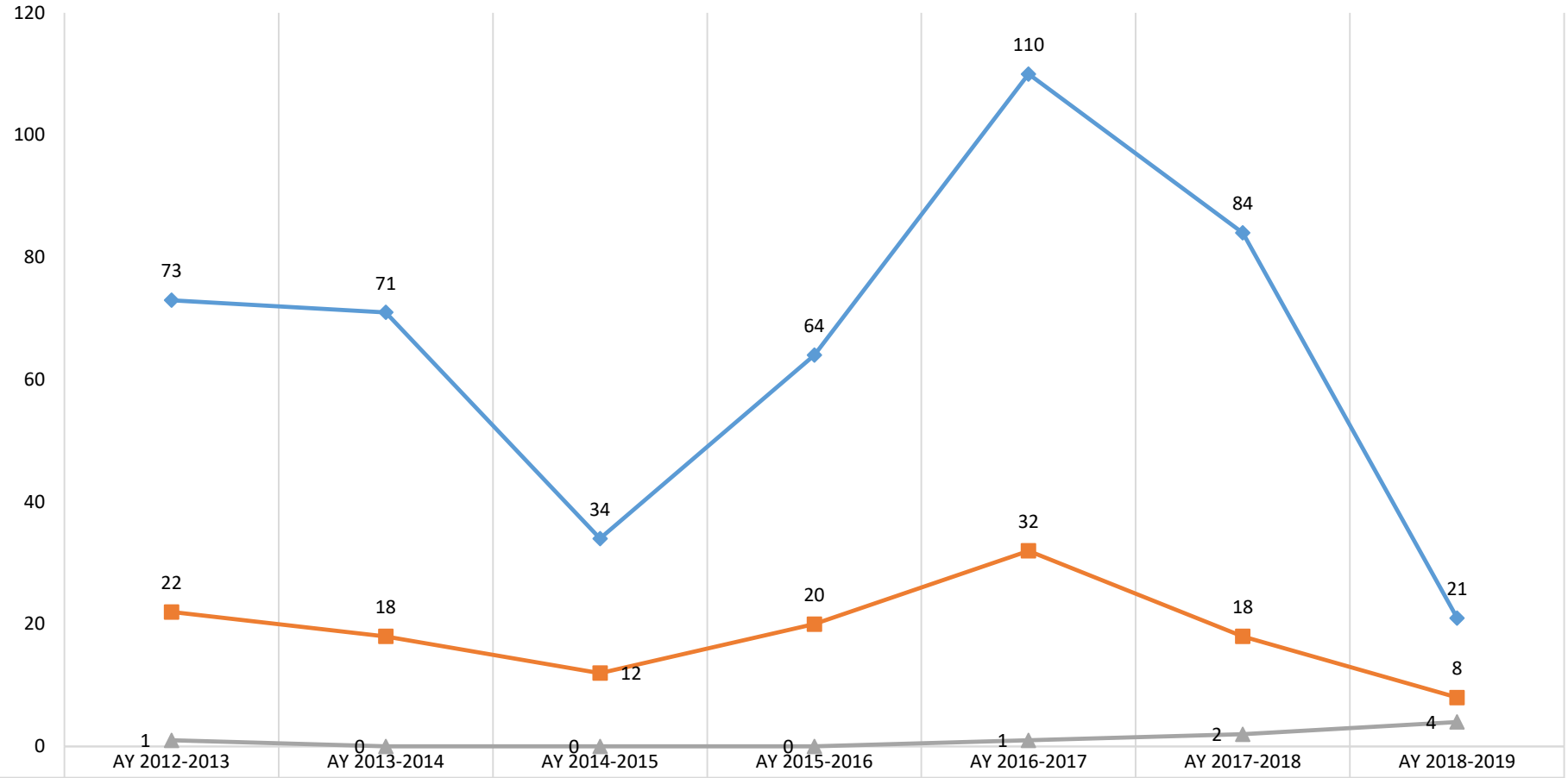


ENROLLED
GRADUATES

96	89	46	84	143	104	33
19	66	21	18	39	65	27

ENROLLMENT

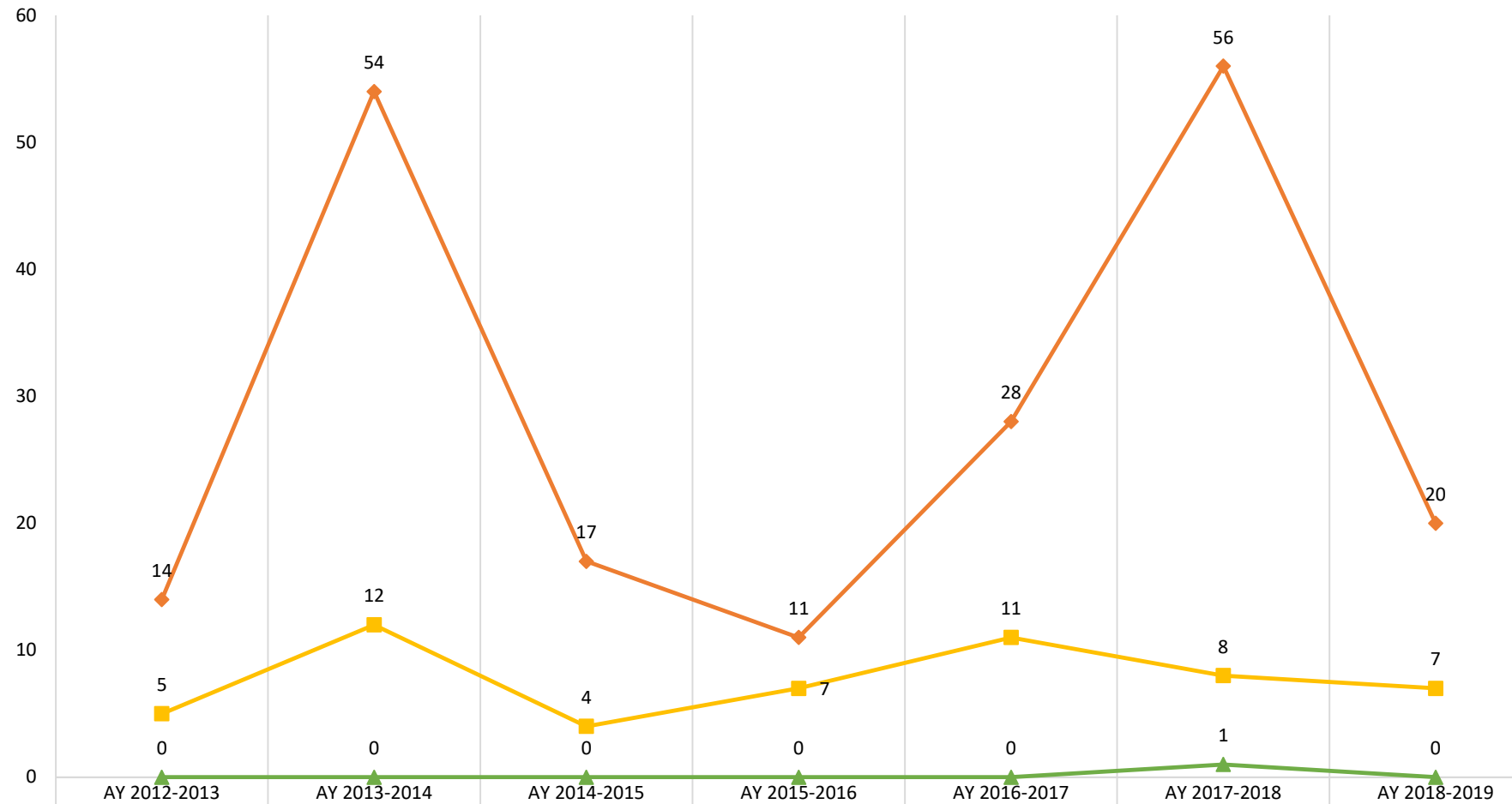
ENROLLMENT TRENDS FOR ED.S. IN EDUCATIONAL LEADERSHIP



Ed.S. Educational Leadership Building Level	73	71	34	64	110	84	21
Ed.S. Educational Leadership System Level	22	18	12	20	32	18	8
Ed.S. Educational Leadership	1	0	0	0	1	2	4
Ed.S. Educational Leadership (Yellow Cross)							

GRADUATION

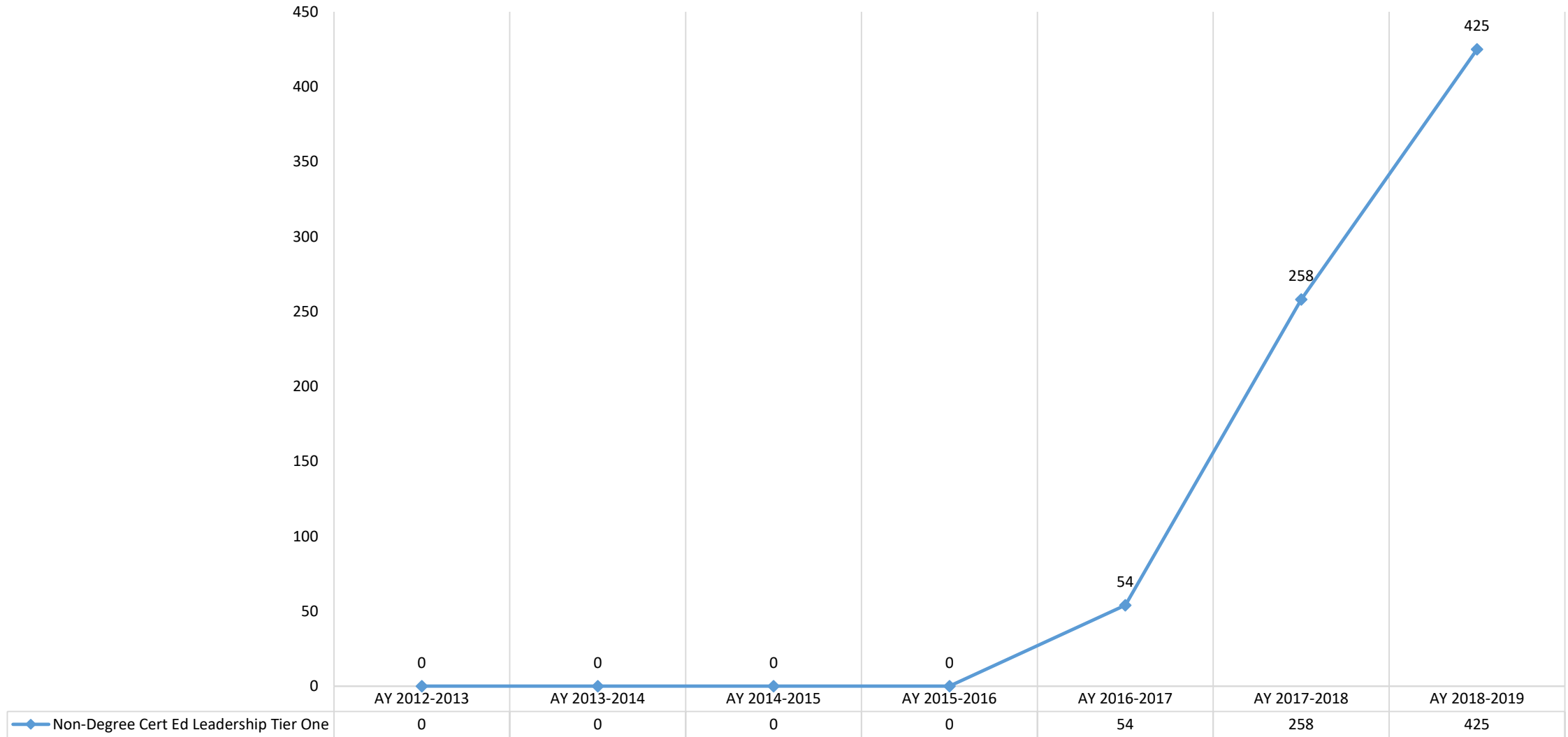
GRADUATION TRENDS FOR ED.S. IN EDUCATIONAL LEADERSHIP



Ed.S. Educational Leadership Building Level	14	54	17	11	28	56	20
Ed.S. Educational Leadership System Level	5	12	4	7	11	8	7
Ed.S. Educational Leadership	0	0	0	0	0	1	0

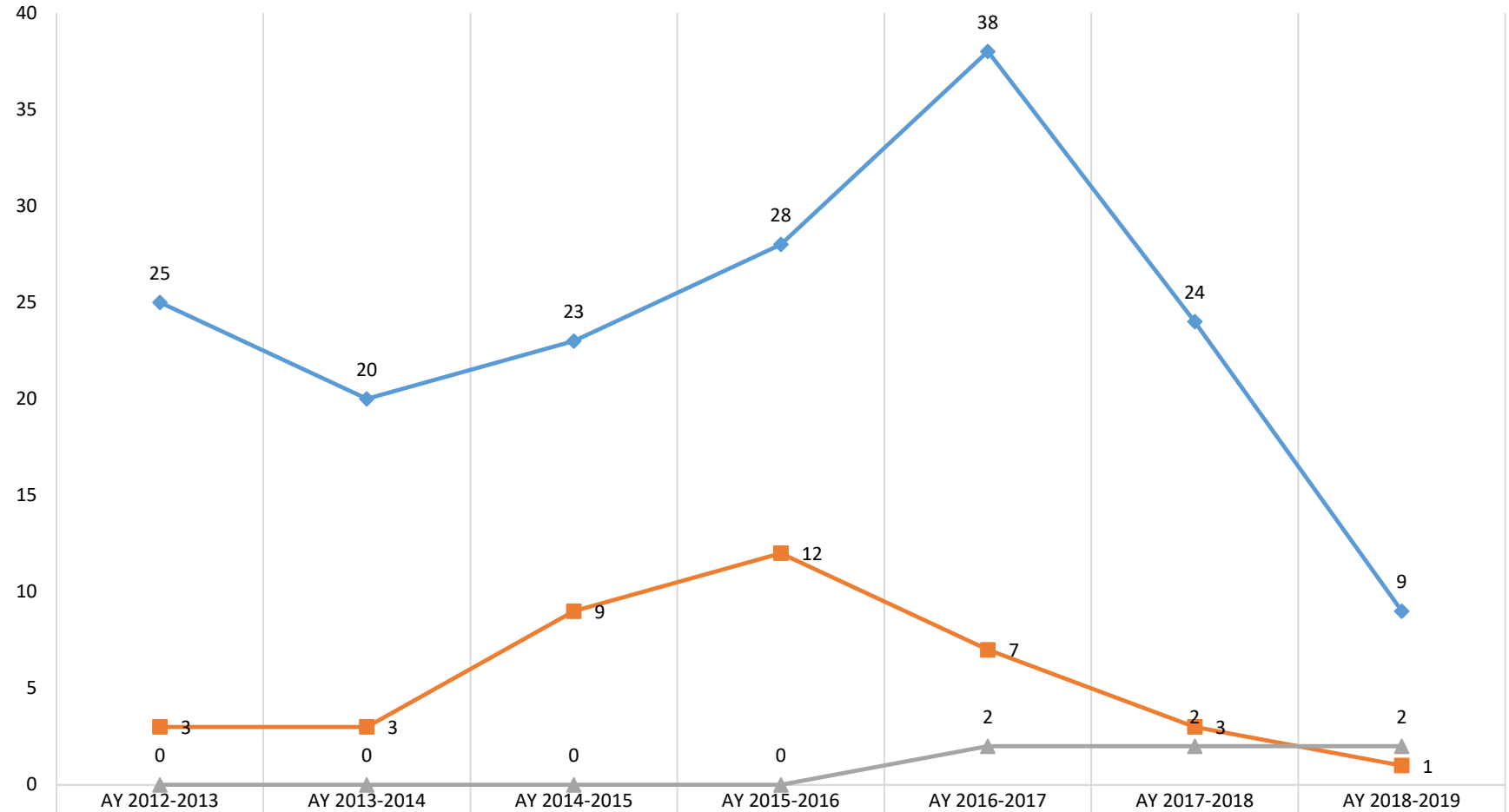
ENROLLMENT

ENROLLMENT TRENDS FOR NON-DEGREE IN EDUCATIONAL LEADERSHIP TIER ONE CERTIFICATION



ENROLLMENT

ENROLLMENT TRENDS FOR NON-DEGREE IN EDUCATIONAL LEADERSHIP PB CERTIFICATION

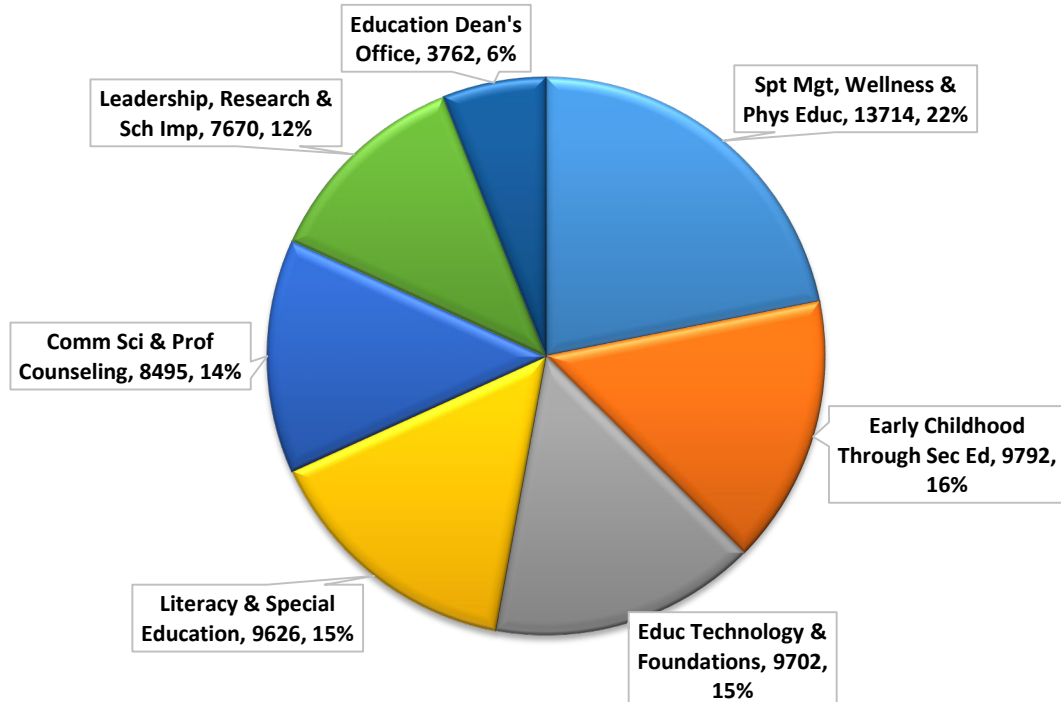


◆ Non-Degree Cert. Ed. Leadership PB Building Level	25	20	23	28	38	24	9
■ Non-Degree Cert. Ed. Leadership PB System Level	3	3	9	12	7	3	1
▲ Non-Degree Cert. Ed. Leadership PB	0	0	0	0	2	2	2

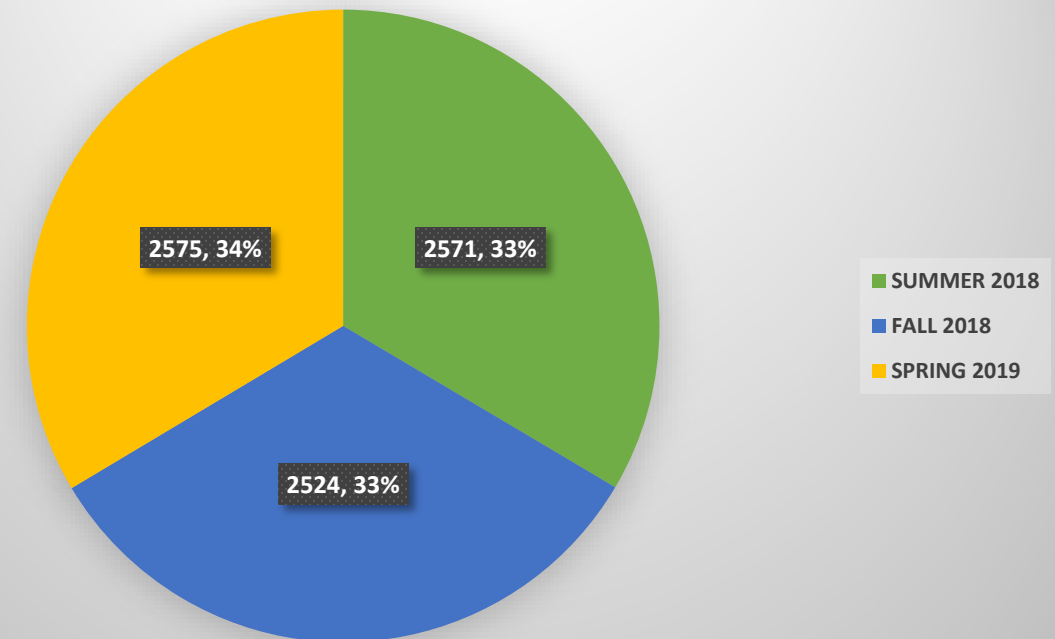
CREDIT HOUR PRODUCTION

TERM	SUMMER 2018				FALL 2018				SPRING 2019				Total by ROWS		
DEPT	ENRL	MAX_ENRL	FILL_RATE	CRED_HRS	ENRL	MAX_ENRL	FILL_RATE	CRED_HRS	ENRL	MAX_ENRL	FILL_RATE	CRED_HRS	ENRL	MAX_ENRL	CRED_HRS
Spt Mgt, Wellness & Phys Educ	624	816	76%	1798	2252	2350	96%	5630	2345	2342	100%	6286	5221	5508	13714
Early Childhood Through Sec Ed	654	700	93%	1953	1498	2254	66%	3884	1448	1838	79%	3955	3600	4792	9792
Educ Technology & Foundations	946	1025	92%	2838	1172	1252	94%	3516	1116	1270	88%	3348	3234	3547	9702
Literacy & Special Education	747	1095	68%	2164	1318	1811	73%	3974	1169	1586	74%	3488	3234	4492	9626
Comm Sci & Prof Counseling	579	827	70%	1818	1119	1451	77%	3431	1062	1357	78%	3246	2760	3635	8495
Leadership, Research & Sch Imp	880	1129	78%	2571	869	1139	76%	2524	883	1100	80%	2575	2632	3368	7670
Education Dean's Office	183	225	83%	549	556	570	97%	1668	515	530	97%	1545	1254	1325	3762
Total by COLUMNS	4613	5817		13691	8784	10827		24627	8538	10023		24443	21935	26667	62761

CREDIT HOUR PRODUCTION FOR COLLEGE OF EDUCATION FOR AY 18-19
BY DEPARTMENT



CREDIT HOUR PRODUCTION FOR LEADERSHIP, RESEARCH & SCHOOL IMPROVEMENT BY TERM



CREDIT HOUR PRODUCTION

TERM	SUMMER 2018			FALL 2018			SPRING 2019			TOTAL		
SUBJ	ENRL	MAX_ENRL	CRED_HRS	ENRL	MAX_ENRL	CRED_HRS	ENRL	MAX_ENRL	CRED_HRS	ENRL	MAX_ENRL	CRED_HRS
EDLE	537	685	1611	502	680	1506	504	620	1512	1543	1985	4629
EDRS	221	248	663	201	240	603	249	315	747	671	803	2013
EDSI	122	196	297	166	219	415	130	165	316	418	580	1028
TOTAL	880	1129	2571	869	1139	2524	883	1100	2575	2632	3368	7670

TOTAL CREDIT HOUR PRODUCTION BY SUBJECT FOR AY 2018-2019

