



**PREPARING
EXEMPLARY
PRACTITIONERS**

FIELD-BASED
INQUIRY
PROFESSIONAL
EXCELLENCE
BETTERMENT
OF SOCIETY

Adaptive • Proactive • Decisive • Leading • Reflective • Inquisitive
Knowledgeable • Collaborative • Empathetic • Culturally Sensitive

DATA PROGRAM REPORT

Ed.S. SPECIAL EDUCATION

THE UNIVERSITY OF WEST GEORGIA

SUMMER 2019 | FALL 2019 | SPRING 2020

SPED 7704 SPECIAL EDUCATION LEADERSHIP PLAN PROJECT RUBRIC

Term	Course Number	Course Title	Section	CourseWork Name	Assessment Tool (s)	Number of students that received this coursework	Number of students who have submitted this coursework	Number of students who have not submitted this coursework	Number of students who have been assessed for this coursework
Spring Semester 2020	SPED 7704	Ldrshp & Adm Spec Edu Prgm	E01	SPED 7704 Special Education Leadership Plan Spring 2020	SPED 7704 Special Education Leadership Plan Project Rubric	31	31	0	31
Spring Semester 2020	SPED 7704	Ldrshp & Adm Spec Edu Prgm	E02	SPED 7704 Special Education Leadership Plan Spring 2020	SPED 7704 Special Education Leadership Plan Project Rubric	30	29	1	29

THE TABLES BELOW CONTAIN AGGREGATE DATA FOR THE FORM : SPED 7704 Special Education Leadership Plan Project Rubric

SPED 7704 Special Education Leadership Plan Project Rubric	# Failing UNACCEPTABLE	% Failing UNACCEPTABLE	# Failing DEVELOPING	% Failing DEVELOPING	# Passing PROFICIENT	% Passing PROFICIENT	# Passing EXEMPLARY	% Passing EXEMPLARY	# No Response	% No Response	Total Response	Mean	Median	Mode	Standard Deviation
Comprehensive description of an emerging, current legal, regulatory and/or ethical issue affecting education and its relationship to leadership in special education.	0	0%	0	0%	23	38.33%	37	61.67%	0	0%	60	3.62	4	4	0.49
Conclusion and synthesis of information found in the paper relate to emerging, current legal, regulatory and/or ethical issues affecting education and its relationship to leadership in special education.	0	0%	2	3.33%	43	71.67%	15	25%	0	0%	60	3.22	3	3	0.49
Spelling, grammar, mechanics and use of graduate level language.	0	0%	5	8.33%	32	53.33%	23	38.33%	0	0%	60	3.3	3	3	0.61
APA	0	0%	3	5.17%	11	18.97%	44	75.86%	2	3.33%	58	3.74	4	4	0.54
Quality of research, appropriate references used, length of paper	0	0%	0	0%	27	45%	33	55%	0	0%	60	3.55	4	4	0.5
Total/Percentage	0	0%	10	3.36%	136	45.64%	152	51.01%	2	0.67%	298				

SPED 8771 CURRICULUM DESIGN PROJECT RUBRIC 5.29.18

Term	Course Number	Course Title	Section	CourseWork Name	Assessment Tool (s)	Number of students that received this coursework	Number of students who have submitted this coursework	Number of students who have not submitted this coursework	Number of students who have been assessed for this coursework
Summer Semester 2019	SPED 8771	Curriculum Design & Implement	E01	SPED 8771 Curriculum Design Project Summer 2019	SPED 8771 Curriculum Design Project Rubric 5.29.18	25	25	0	24
Summer Semester 2019	SPED 8771	Curriculum Design & Implement	E02	SPED 8771 Curriculum Design Project Summer 2019	SPED 8771 Curriculum Design Project Rubric 5.29.18	6	6	0	6
Fall Semester 2019	SPED 8771	Curriculum Design & Implement	E01	SPED 8771 Curriculum Design Project Fall 2019	SPED 8771 Curriculum Design Project Rubric 5.29.18	20	19	1	19

THE TABLES BELOW CONTAIN AGGREGATE DATA FOR THE FORM : SPED 8771 Curriculum Design Project Rubric 5.29.18

Rubric	# Unacceptable	% Unacceptable	# Developing	% Developing	# Proficient	% Proficient	# Exemplary	% Exemplary	# No Response	% No Response	Total Response	Mean	Median	Mode	Standard Deviation
Literature Review	1	2%	1	2%	5	10%	43	86%	0	0%	50	3.8	4	4	0.57
Theory to Practice	0	0%	0	0%	4	8%	46	92%	0	0%	50	3.92	4	4	0.27
Graphic Organizer	0	0%	2	4%	11	22%	37	74%	0	0%	50	3.7	4	4	0.54
Collaborative Implementation	0	0%	0	0%	10	20%	40	80%	0	0%	50	3.8	4	4	0.4
Total/Percentage	1	0.5%	3	1.5%	30	15%	166	83%	0	0%	200				

SPED 8784 RESEARCH PROJECT PAPER RUBRIC

Term	Course Number	Course Title	Section	CourseWork Name	Assessment Tool (s)	Number of students that received this coursework	Number of students who have submitted this coursework	Number of students who have not submitted this coursework	Number of students who have been assessed for this coursework
Spring Semester 2020	SPED 8784	Research Seminar	E01	SPED 8784 Research Project Spring 2020	SPED 8784 Research Project Paper Rubric	21	21	0	21
Spring Semester 2020	SPED 8784	Research Seminar	E02	SPED 8784 Research Project Spring 2020	SPED 8784 Research Project Paper Rubric	21	21	0	21
Spring Semester 2020	SPED 8784	Research Seminar	E03	SPED 8784 Research Project Spring 2020	SPED 8784 Research Project Paper Rubric	20	20	0	20

THE TABLES BELOW CONTAIN AGGREGATE DATA FOR THE FORM : SPED 8784 Research Project Paper Rubric

Rubric	# Unacceptable (0 points)	% Unacceptable (0 points)	# Developing	% Developing	# Proficient	% Proficient	# Exemplary	% Exemplary	# No Response	% No Response	Total Response	Mean	Median	Mode	Standard Deviation
Title Page	0	0%	0	0%	0	0%	62	100%	0	0%	62	4	4	4	0
Abstract	0	0%	0	0%	8	12.9%	54	87.1%	0	0%	62	3.87	4	4	0.34
Introduction/ Statement of Problem	0	0%	0	0%	11	18.03%	50	81.97%	1	1.61%	61	3.82	4	4	0.38
Review of the Literature	0	0%	0	0%	11	17.74%	51	82.26%	0	0%	62	3.82	4	4	0.38
Methodology	0	0%	0	0%	4	6.45%	58	93.55%	0	0%	62	3.94	4	4	0.25
Results	0	0%	1	1.64%	8	13.11%	52	85.25%	1	1.61%	61	3.84	4	4	0.41
Discussion	0	0%	6	9.68%	15	24.19%	41	66.13%	0	0%	62	3.56	4	4	0.66
APA style --refer to instructor expectations	0	0%	0	0%	27	43.55%	35	56.45%	0	0%	62	3.56	4	4	0.5
References and Citations	0	0%	0	0%	17	27.42%	45	72.58%	0	0%	62	3.73	4	4	0.45
Language, Grammar, Punctuation, Spelling & Sentence Structure	0	0%	0	0%	20	32.26%	42	67.74%	0	0%	62	3.68	4	4	0.47
Total/Percentage	0	0%	7	1.13%	121	19.58%	490	79.29%	2	0.32%	618				

SPED 8795 Ed.S. COMPREHENSIVE EXAM RUBRIC

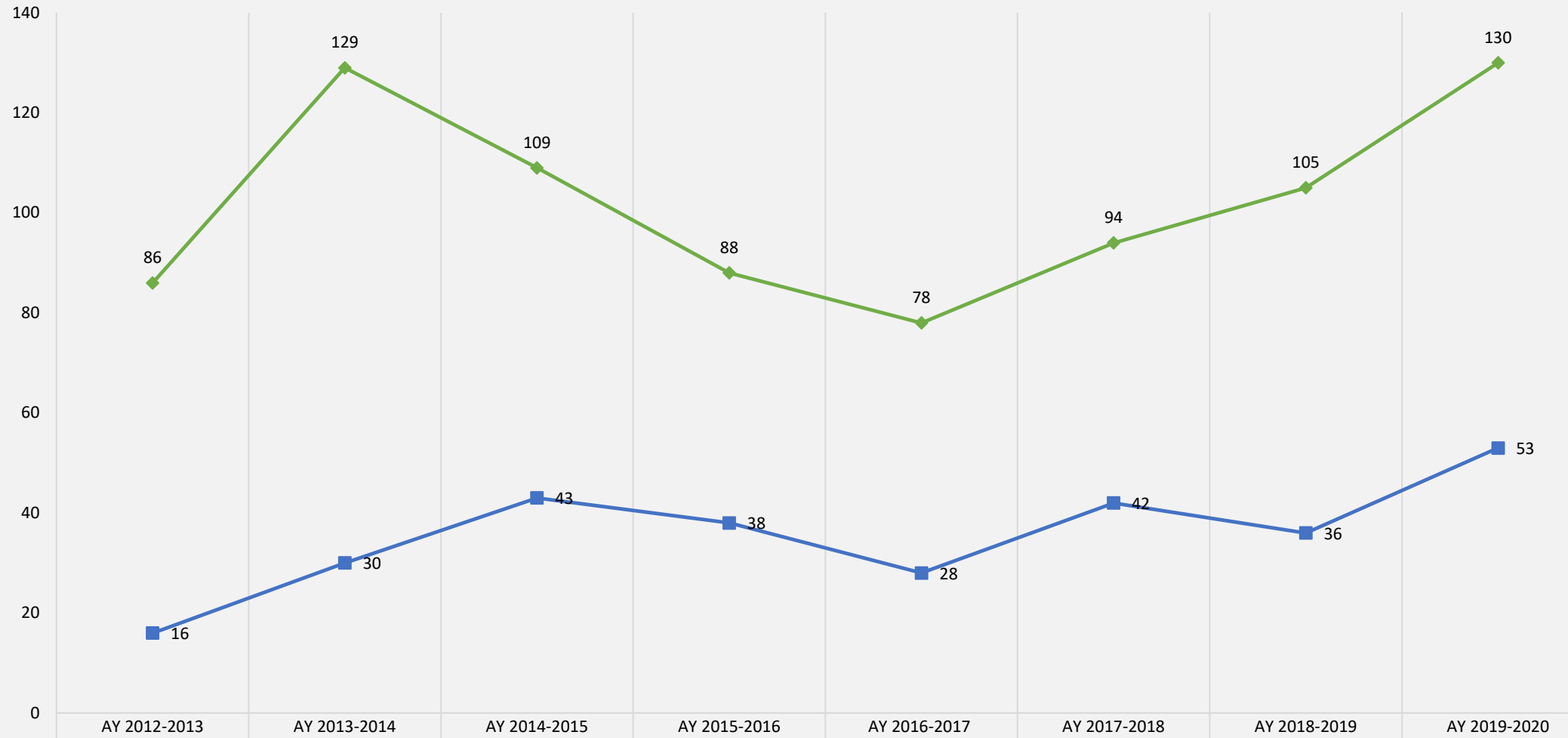
Term	Course Number	Course Title	Section	CourseWork Name	Assessment Tool (s)	Number of students that received this coursework	Number of students who have submitted this coursework	Number of students who have not submitted this coursework	Number of students who have been assessed for this coursework
Spring Semester 2020	SPED 8795	Comp Exam for EDS: Spec. Ed.	E01	SPED 8795 Ed.S. in Special Education Comprehensive Exam Spring 2020	SPED 8795 Ed.S. Comprehensive Exam Rubric	17	17	0	17
Spring Semester 2020	SPED 8795	Comp Exam for EDS: Spec. Ed.	E02	SPED 8795 Ed.S. in Special Education Comprehensive Exam Spring 2020	SPED 8795 Ed.S. Comprehensive Exam Rubric	1	1	0	1

THE TABLES BELOW CONTAIN AGGREGATE DATA FOR THE FORM : SPED 8795 Ed.S. Comprehensive Exam Rubric

	# Unacceptable	% Unacceptable	# Developing	% Developing	# Proficient	% Proficient	# Exemplary	% Exemplary	# No Response	% No Response	Total Response	Mean	Median	Mode	Standard Deviation
Question 1															
Introduction, middle, and conclusion.	0	0%	0	0%	5	27.78%	13	72.22%	0	0%	18	3.72	4	4	0.45
Analyzing, evaluating, comparing, and contrasting ideas.	0	0%	1	5.56%	7	38.89%	10	55.56%	0	0%	18	3.5	4	4	0.6
Accuracy, organization and logical development of the response.	0	0%	1	5.56%	5	27.78%	12	66.67%	0	0%	18	3.61	4	4	0.59
Supporting facts, details, examples, and references.	0	0%	1	5.56%	5	27.78%	12	66.67%	0	0%	18	3.61	4	4	0.59
Grammar, Spelling, Narration	0	0%	0	0%	1	5.56%	17	94.44%	0	0%	18	3.94	4	4	0.23
Total/Percentage	0	0%	3	3.33%	23	25.56%	64	71.11%	0	0%	90				
Question 2															
Introduction, middle, and conclusion.	0	0%	2	11.11%	3	16.67%	13	72.22%	0	0%	18	3.61	4	4	0.68
Analyzing, evaluating, comparing, and contrasting ideas.	0	0%	1	5.56%	7	38.89%	10	55.56%	0	0%	18	3.5	4	4	0.6
Accuracy, organization and logical development of the response.	0	0%	0	0%	10	55.56%	8	44.44%	0	0%	18	3.44	3	3	0.5
Supporting facts, details, examples, and references.	0	0%	1	5.56%	8	44.44%	9	50%	0	0%	18	3.44	3.5	4	0.6
Grammar, Spelling, Narration	0	0%	0	0%	1	5.56%	17	94.44%	0	0%	18	3.94	4	4	0.23
Total/Percentage	0	0%	4	4.44%	29	32.22%	57	63.33%	0	0%	90				
Question 3															
Introduction, middle, and conclusion.	0	0%	1	5.56%	1	5.56%	16	88.89%	0	0%	18	3.83	4	4	0.5
Analyzing, evaluating, comparing, and contrasting ideas.	0	0%	1	5.56%	5	27.78%	12	66.67%	0	0%	18	3.61	4	4	0.59
Accuracy, organization and logical development of the response.	0	0%	1	5.56%	5	27.78%	12	66.67%	0	0%	18	3.61	4	4	0.59
Supporting facts, details, examples, and references.	0	0%	0	0%	4	22.22%	14	77.78%	0	0%	18	3.78	4	4	0.42
Grammar, Spelling, Narration	0	0%	0	0%	1	5.56%	17	94.44%	0	0%	18	3.94	4	4	0.23
Total/Percentage	0	0%	3	3.33%	16	17.78%	71	78.89%	0	0%	90				
Question 4															
Introduction, middle, and conclusion.	0	0%	1	5.56%	1	5.56%	16	88.89%	0	0%	18	3.83	4	4	0.5
Analyzing, evaluating, comparing, and contrasting ideas.	0	0%	1	5.56%	5	27.78%	12	66.67%	0	0%	18	3.61	4	4	0.59
Accuracy, organization and logical development of the response.	0	0%	1	5.56%	3	16.67%	14	77.78%	0	0%	18	3.72	4	4	0.56
Supporting facts, details, examples, and references.	0	0%	0	0%	5	27.78%	13	72.22%	0	0%	18	3.72	4	4	0.45
Grammar, Spelling, Narration	0	0%	0	0%	1	5.56%	17	94.44%	0	0%	18	3.94	4	4	0.23
Total/Percentage	0	0%	3	3.33%	15	16.67%	72	80%	0	0%	90				

ENROLLMENT AND GRADUATION

ED.S. IN SPECIAL EDUCATION ENROLLMENT AND GRADUATION DATA TRENDS

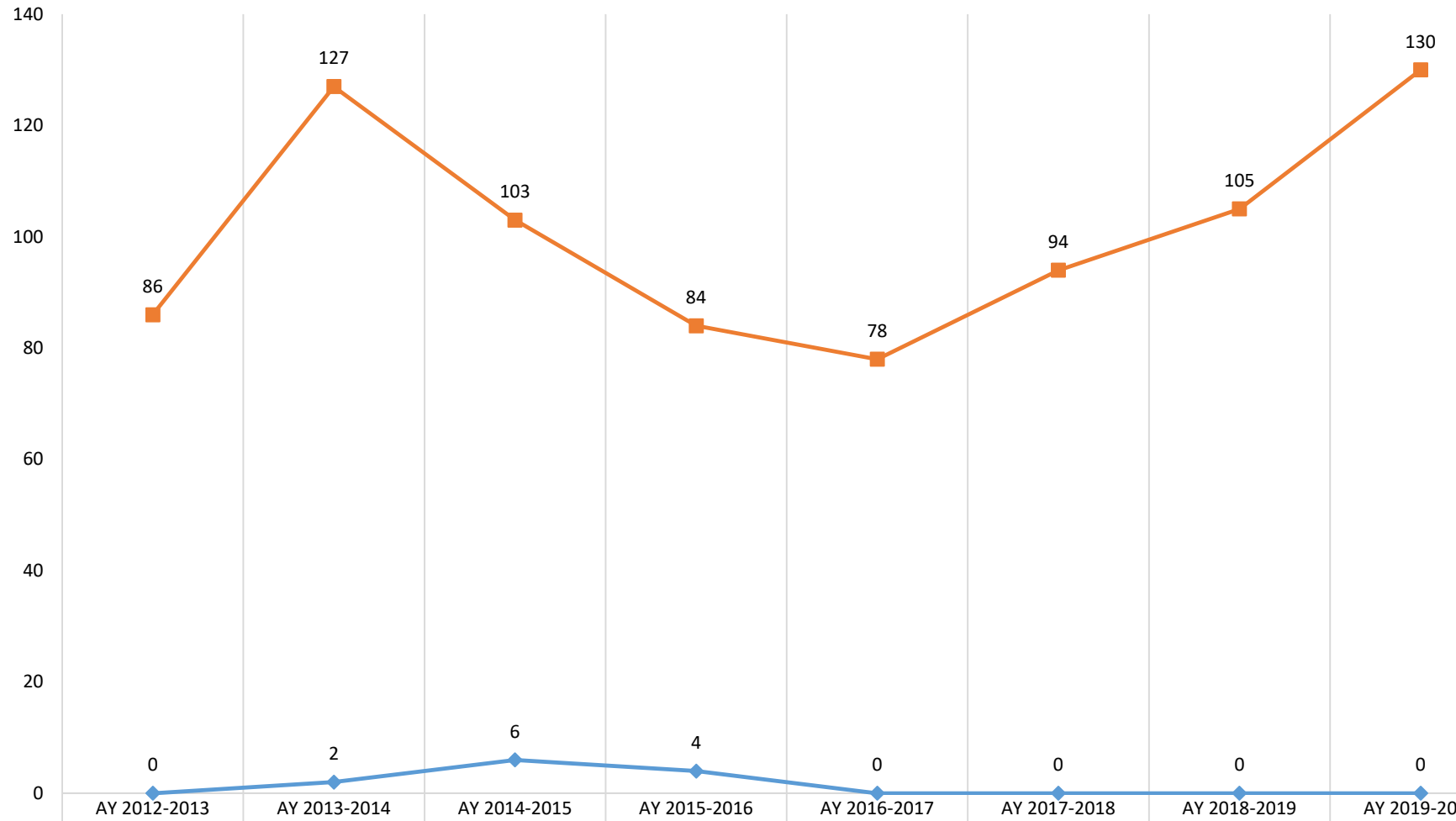


ENROLLED
GRADUATES

86	129	109	88	78	94	105	130
16	30	43	38	28	42	36	53

ENROLLMENT

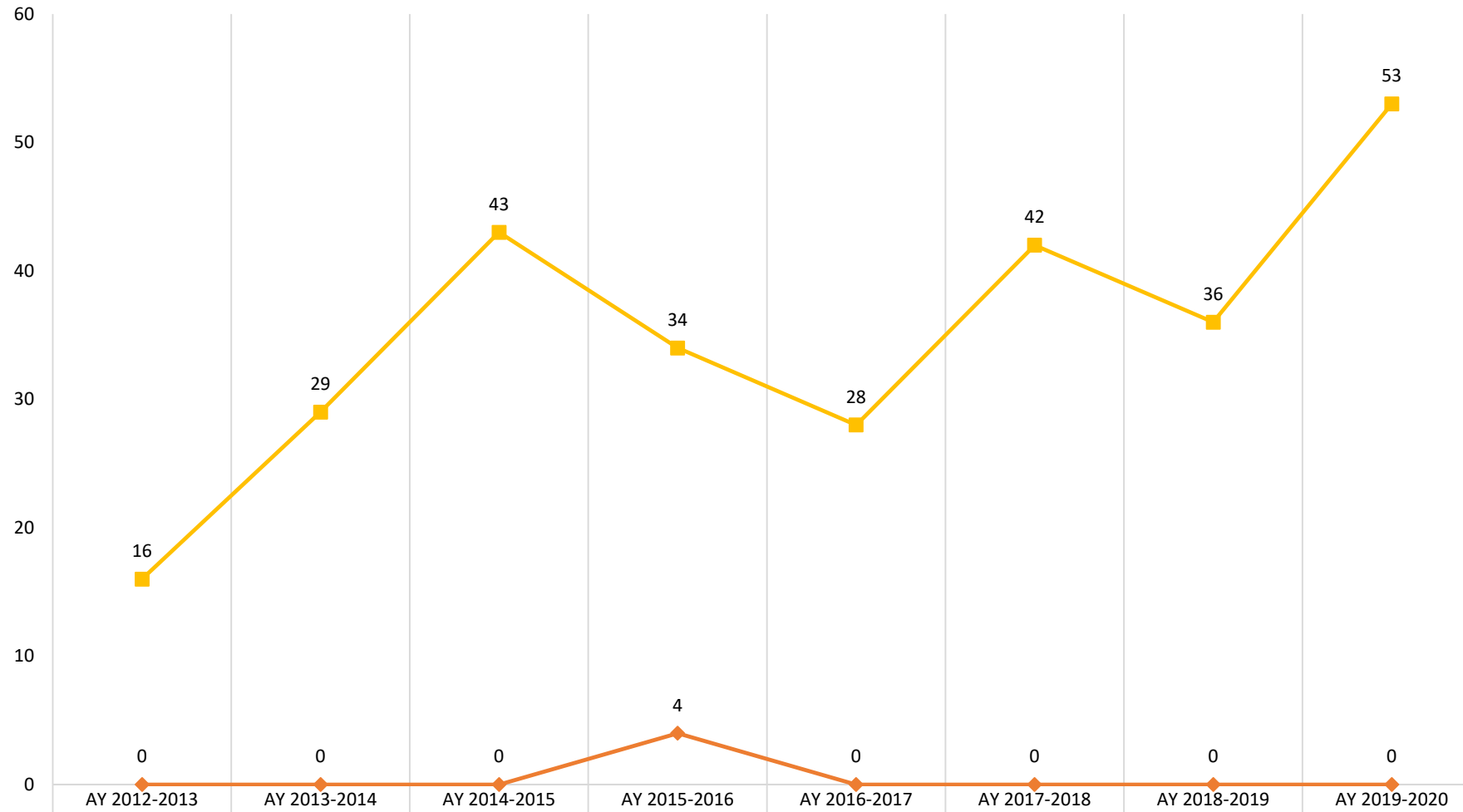
ENROLLMENT TRENDS FOR ED.S. IN SPECIAL EDUCATION



Ed.S. Special Education Curriculum Specialist	0	2	6	4	0	0	0	0
Ed.S. Special Education	86	127	103	84	78	94	105	130

GRADUATION

GRADUATION TRENDS FOR ED.S. IN SPECIAL EDUCATION



Ed.S. Special Education Curriculum Specialist

Ed.S. Special Education

0

0

0

4

0

0

0

0

16

29

43

34

28

42

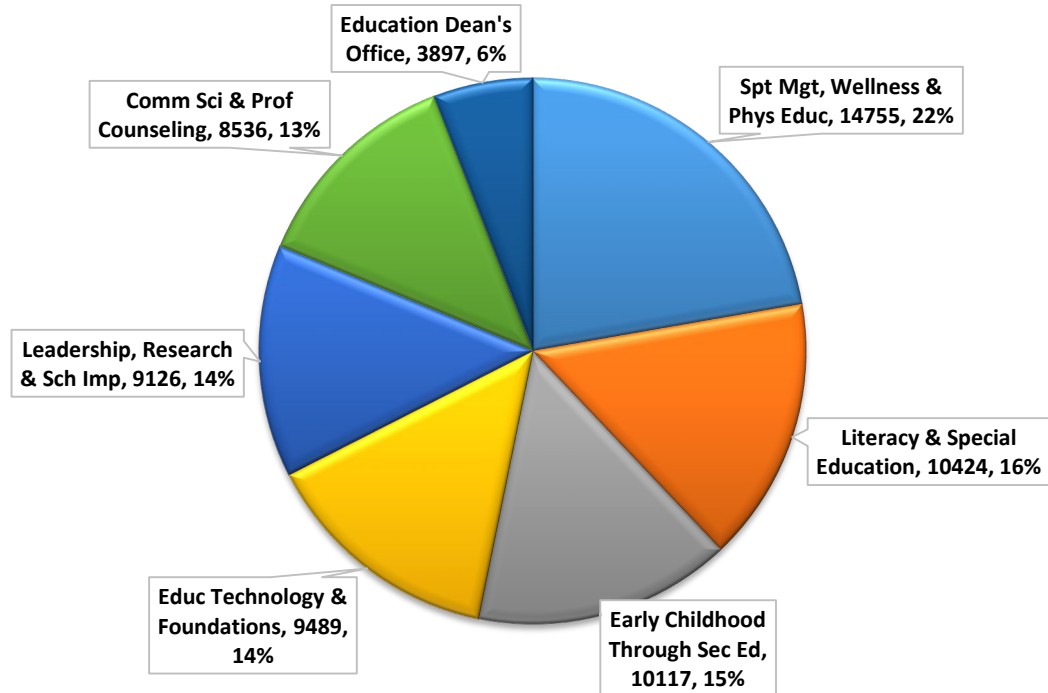
36

53

CREDIT HOUR PRODUCTION

TERM	SUMMER 2019			FALL 2019			SPRING 2020			Total by ROWS		
DEPT	ENRL	MAX_ENRL	CRED_HRS	ENRL	MAX_ENRL	CRED_HRS	ENRL	MAX_ENRL	CRED_HRS	ENRL	MAX_ENRL	CRED_HRS
Spt Mgt, Wellness & Phys Educ	698	858	2054	2276	2392	6194	2381	2388	6507	5355	5638	14755
Literacy & Special Education	811	1127	2271	1464	1846	4359	1305	1640	3794	3580	4613	10424
Early Childhood Through Sec Ed	807	935	2410	1402	2179	3575	1415	1794	4132	3624	4908	10117
Educ Technology & Foundations	836	821	2508	1194	1282	3582	1164	1350	3399	3194	3453	9489
Leadership, Research & Sch Imp	975	1063	2881	1039	1153	3072	1074	1336	3173	3088	3552	9126
Comm Sci & Prof Counseling	540	685	1682	1152	1363	3576	1071	1520	3278	2763	3568	8536
Education Dean's Office	209	230	627	529	615	1587	561	615	1683	1299	1460	3897

CREDIT HOUR PRODUCTION FOR COLLEGE OF EDUCATION FOR AY 19-20 BY DEPARTMENT



CREDIT HOUR PRODUCTION FOR LITERACY & SPECIAL EDUCATION BY TERM

