



**PREPARING
EXEMPLARY
PRACTITIONERS**

FIELD-BASED
INQUIRY
PROFESSIONAL
EXCELLENCE
BETTERMENT
OF SOCIETY

Adaptive • Proactive • Decisive • Leading • Reflective • Inquisitive
Knowledgeable • Collaborative • Empathetic • Culturally Sensitive

DATA PROGRAM REPORT

SPEECH-LANGUAGE PATHOLOGY

THE UNIVERSITY OF WEST GEORGIA

SUMMER 2019 | FALL 2019 | SPRING 2020

BACHELOR OF EDUCATION (B.S.Ed.) IN SPEECH
LANGUAGE PATHOLOGY

SLPA 3701 CSD KNOWLEDGE BASED RUBRIC 10.10.17

Term	Course Number	Course Title	Section	CourseWork Name	Assessment Tool (s)	Number of students that received this coursework	Number of students who have submitted this coursework	Number of students who have not submitted this coursework	Number of students who have been assessed for this coursework
Fall Semester 2019	SLPA 3701	Intro to Communicatn Disorders	E01	SLPA 3701 Article Critique Fall 2019	SLPA 3701 CSD Knowledge Based Rubric 10.10.17	25	25	0	25
Fall Semester 2019	SLPA 3701	Intro to Communicatn Disorders	E02	SLPA 3701 Article Critique Fall 2019	SLPA 3701 CSD Knowledge Based Rubric 10.10.17	27	24	3	23

THE TABLES BELOW CONTAIN AGGREGATE DATA FOR THE FORM : SLPA 3701 CSD Knowledge Based Rubric 10.10.17

Disorders Knowledge Based Rubric: Performance on assignment demonstrates...	# Unacceptable	% Unacceptable	# Developing	% Developing	# Proficient	% Proficient	# Exemplary	% Exemplary	# No Response	% No Response	Total Response	Mean	Median	Mode	Standard Deviation
Foundational Knowledge	0	0%	9	18.75%	18	37.5%	21	43.75%	0	0%	48	3.25	3	4	0.75
Critical Thinking and Integration	0	0%	12	25%	22	45.83%	14	29.17%	0	0%	48	3.04	3	3	0.73
Differential Knowledge	0	0%	12	25%	24	50%	12	25%	0	0%	48	3	3	3	0.71
Application Knowledge	0	0%	13	27.08%	21	43.75%	14	29.17%	0	0%	48	3.02	3	3	0.75
Research Knowledge	0	0%	15	31.25%	26	54.17%	7	14.58%	0	0%	48	2.83	3	3	0.66
Total/Percentage	0	0%	61	25.42%	111	46.25%	68	28.33%	0	0%	240				

SLPA 4720 CSD KNOWLEDGE BASED RUBRIC 10.10.17

Term	Course Number	Course Title	Section	CourseWork Name	Assessment Tool (s)	Number of students that received this coursework	Number of students who have submitted this coursework	Number of students who have not submitted this coursework	Number of students who have been assessed for this coursework
Fall Semester 2019	SLPA 4720	Intro Assmnt of Spch-La Disrd	01	SLPA 4720 Case Study Assignment Fall 2019	SLPA 4720 CSD Knowledge Based Rubric 10.10.17	35	35	0	35
Fall Semester 2019	SLPA 4720	Intro Assmnt of Spch-La Disrd	02	SLPA 4720 Case Study Assignment Fall 2019	SLPA 4720 CSD Knowledge Based Rubric 10.10.17	29	29	0	29

THE TABLES BELOW CONTAIN AGGREGATE DATA FOR THE FORM : SLPA 4720 CSD Knowledge Based Rubric 10.10.17

Disorders Knowledge Based Rubric: Performance on assignment demonstrates...	# Unacceptable	% Unacceptable	# Developing	% Developing	# Proficient	% Proficient	# Exemplary	% Exemplary	# No Response	% No Response	Total Response	Mean	Median	Mode	Standard Deviation
Foundational Knowledge	0	0%	7	10.94%	26	40.62%	31	48.44%	0	0%	64	3.38	3	4	0.67
Critical Thinking and Integration	0	0%	15	23.44%	32	50%	17	26.56%	0	0%	64	3.03	3	3	0.71
Differential Knowledge	0	0%	9	14.06%	28	43.75%	27	42.19%	0	0%	64	3.28	3	3	0.7
Application Knowledge	0	0%	8	12.5%	31	48.44%	25	39.06%	0	0%	64	3.27	3	3	0.67
Research Knowledge	0	0%	13	20.31%	31	48.44%	20	31.25%	0	0%	64	3.11	3	3	0.71
Total/Percentage	0	0%	52	16.25%	148	46.25%	120	37.5%	0	0%	320				

SLPA 3760 CSD SKILLS BASED RUBRIC 10.10.17

Term	Course Number	Course Title	Section	CourseWork Name	Assessment Tool (s)	Number of students that received this coursework	Number of students who have submitted this coursework	Number of students who have not submitted this coursework	Number of students who have been assessed for this coursework
Spring Semester 2020	SLPA 3760	Articulatn/Phonological Disor	01	SLPA 3760 Article Critique Spring 2020	SLPA 3760 CSD Skills Based Rubric 10.10.17	31	31	0	31
Spring Semester 2020	SLPA 3760	Articulatn/Phonological Disor	02	SLPA 3760 Article Critique Spring 2020	SLPA 3760 CSD Skills Based Rubric 10.10.17	12	12	0	12

THE TABLES BELOW CONTAIN AGGREGATE DATA FOR THE FORM : SLPA 3760 CSD Skills Based Rubric 10.10.17

SKILLS BASED RUBRIC	# Unacceptable	% Unacceptable	# Developing	% Developing	# Proficient	% Proficient	# Exemplary	% Exemplary	# No Response	% No Response	Total Response	Mean	Median	Mode	Standard Deviation
Oral and Written Communication Skills	0	0%	0	0%	43	100%	0	0%	0	0%	43	3	3	3	0
Evaluation skills	0	0%	0	0%	43	100%	0	0%	0	0%	43	3	3	3	0
Intervention Skills	0	0%	0	0%	43	100%	0	0%	0	0%	43	3	3	3	0
Cultural knowledge and skills	0	0%	0	0%	43	100%	0	0%	0	0%	43	3	3	3	0
Total/Percentage	0	0%	0	0%	172	100%	0	0%	0	0%	172				

SLPA 4701 CSD KNOWLEDGE BASED RUBRIC 10.10.17

Term	Course Number	Course Title	Section	CourseWork Name	Assessment Tool (s)	Number of students that received this coursework	Number of students who have submitted this coursework	Number of students who have not submitted this coursework	Number of students who have been assessed for this coursework
Spring Semester 2020	SLPA 4701	Language Disorders in Childre	01	SLPA 4701 Language Sample Analysis of a Child with a Language Disorder Spring 2020	SLPA 4701 CSD Knowledge Based Rubric 10.10.17	33	33	0	33
Spring Semester 2020	SLPA 4701	Language Disorders in Childre	02	SLPA 4701 Language Sample Analysis of a Child with a Language Disorder Spring 2020	SLPA 4701 CSD Knowledge Based Rubric 10.10.17	10	10	0	10

THE TABLES BELOW CONTAIN AGGREGATE DATA FOR THE FORM : SLPA 4701 CSD Knowledge Based Rubric 10.10.17

Disorders Knowledge Based Rubric: Performance on assignment demonstrates...	# Unacceptable	% Unacceptable	# Developing	% Developing	# Proficient	% Proficient	# Exemplary	% Exemplary	# No Response	% No Response	Total Response	Mean	Median	Mode	Standard Deviation
Foundational Knowledge	0	0%	0	0%	10	23.26%	33	76.74%	0	0%	43	3.77	4	4	0.42
Critical Thinking and Integration	0	0%	8	18.6%	21	48.84%	14	32.56%	0	0%	43	3.14	3	3	0.7
Differential Knowledge	0	0%	0	0%	9	20.93%	34	79.07%	0	0%	43	3.79	4	4	0.41
Application Knowledge	0	0%	8	18.6%	14	32.56%	21	48.84%	0	0%	43	3.3	3	4	0.76
Research Knowledge	0	0%	0	0%	16	37.21%	27	62.79%	0	0%	43	3.63	4	4	0.48
Total/Percentage	0	0%	16	7.44%	70	32.56%	129	60%	0	0%	215				

SLPA 4703 CSD KNOWLEDGE BASED RUBRIC 10.10.17

Term	Course Number	Course Title	Section	CourseWork Name	Assessment Tool (s)	Number of students that received this coursework	Number of students who have submitted this coursework	Number of students who have not submitted this coursework	Number of students who have been assessed for this coursework
Spring Semester 2020	SLPA 4703	Introduction to Audiology	E01	SLPA 4703 Auditory Disorders Paper Spring 2020	SLPA 4703 CSD Knowledge Based Rubric 10.10.17	34	33	1	29
Spring Semester 2020	SLPA 4703	Introduction to Audiology	E02	SLPA 4703 Auditory Disorders Paper Spring 2020	SLPA 4703 CSD Knowledge Based Rubric 10.10.17	9	9	0	9

THE TABLES BELOW CONTAIN AGGREGATE DATA FOR THE FORM : SLPA 4703 CSD Knowledge Based Rubric 10.10.17

Disorders Knowledge Based Rubric: Performance on assignment demonstrates...	# Unacceptable	% Unacceptable	# Developing	% Developing	# Proficient	% Proficient	# Exemplary	% Exemplary	# No Response	% No Response	Total Response	Mean	Median	Mode	Standard Deviation
Foundational Knowledge	0	0%	0	0%	0	0%	38	100%	0	0%	38	4	4	4	0
Critical Thinking and Integration	0	0%	0	0%	0	0%	38	100%	0	0%	38	4	4	4	0
Differential Knowledge	0	0%	0	0%	0	0%	38	100%	0	0%	38	4	4	4	0
Application Knowledge	0	0%	0	0%	0	0%	38	100%	0	0%	38	4	4	4	0
Research Knowledge	0	0%	0	0%	0	0%	38	100%	0	0%	38	4	4	4	0
Total/Percentage	0	0%	0	0%	0	0%	190	100%	0	0%	190				

SLPA 4721 CSD KNOWLEDGE BASED RUBRIC 10.10.17

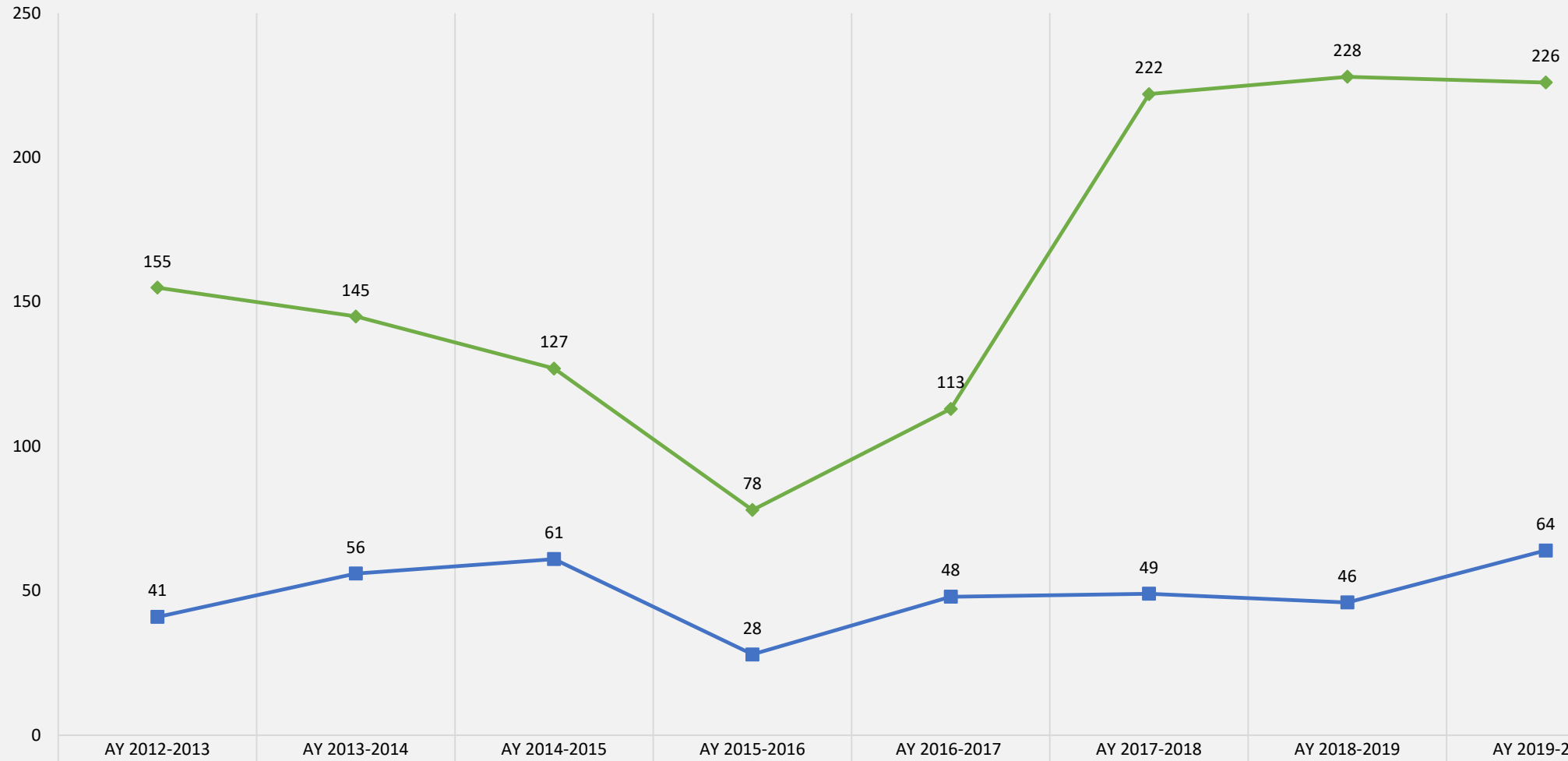
Term	Course Number	Course Title	Section	CourseWork Name	Assessment Tool (s)	Number of students that received this coursework	Number of students who have submitted this coursework	Number of students who have not submitted this coursework	Number of students who have been assessed for this coursework
Spring Semester 2020	SLPA 4721	Intro Neurological Comm Dsrdr	01D	SLPA 4721 Neurological Disorders Topic Paper Spring 2020	SLPA 4721 CSD Knowledge Based Rubric 10.10.17	36	36	0	36
Spring Semester 2020	SLPA 4721	Intro Neurological Comm Dsrdr	02D	SLPA 4721 Neurological Disorders Topic Paper Spring 2020	SLPA 4721 CSD Knowledge Based Rubric 10.10.17	28	28	0	28

THE TABLES BELOW CONTAIN AGGREGATE DATA FOR THE FORM : SLPA 4721 CSD Knowledge Based Rubric 10.10.17

Disorders Knowledge Based Rubric: Performance on assignment demonstrates...	# Unacceptable	% Unacceptable	# Developing	% Developing	# Proficient	% Proficient	# Exemplary	% Exemplary	# No Response	% No Response	Total Response	Mean	Median	Mode	Standard Deviation
Foundational Knowledge	0	0%	11	17.19%	15	23.44%	38	59.38%	0	0%	64	3.42	4	4	0.77
Critical Thinking and Integration	0	0%	15	23.81%	41	65.08%	7	11.11%	1	1.56%	63	2.87	3	3	0.58
Differential Knowledge	0	0%	11	17.46%	18	28.57%	34	53.97%	1	1.56%	63	3.37	4	4	0.76
Application Knowledge	0	0%	11	17.46%	18	28.57%	34	53.97%	1	1.56%	63	3.37	4	4	0.76
Research Knowledge	0	0%	12	19.35%	44	70.97%	6	9.68%	2	3.12%	62	2.9	3	3	0.53
Total/Percentage	0	0%	60	19.05%	136	43.17%	119	37.78%	5	1.56%	315				

ENROLLMENT AND GRADUATION

B.S.ED. IN SPEECH-LANGUAGE PATHOLOGY ENROLLMENT & GRADUATION DATA TRENDS



ENROLLED	155	145	127	78	113	222	228	226
GRADUATES	41	56	61	28	48	49	46	64

MASTER OF EDUCATION (M.Ed.) IN SPEECH-
LANGUAGE PATHOLOGY

SLPA 6784 FINAL RESEARCH PROPOSAL PAPER RUBRIC

Term	Course Number	Course Title	Section	CourseWork Name	Assessment Tool (s)	Number of students that received this coursework	Number of students who have submitted this coursework	Number of students who have not submitted this coursework	Number of students who have been assessed for this coursework
Fall Semester 2019	SLPA 6784	Resrch Meth in Spch-Lang Path	E01	SLPA 6784 Final Research Proposal Paper Fall 2019	SLPA 6784 Final Research Proposal Paper Rubric	30	30	0	30

Criteria	Total Valid Responses	No Responses	Mean	Median	Mode	Standard Deviation
Title Page (1 point) (1 page)	30	0	0.50	0.50	0.50	0.00
Does the title identify the major topic under investigation? (0.5 points)	30	0	0.50	0.50	0.50	0.00
Is the title page in the correct APA format? (0.5 points)	30	0	0.50	0.50	0.50	0.00
Abstract (2 points) (1 page)	30	0	0.94	1.00	1.00	0.16
Is the abstract a brief, comprehensive summary of the contents of the paper? (1 point)	30	0	0.91	1.00	1.00	0.19
Is the abstract in the correct APA format? (1 point)	30	0	0.97	1.00	1.00	0.11
Introduction (7 points) (4-8 pages)	30	0	0.88	1.00	1.00	0.23
Is the overview/introduction of the problem mentioned? (1 point)	30	0	0.97	1.00	1.00	0.11
Is the review of the literature adequate? (1 point)	30	0	0.82	1.00	1.00	0.27
Does the literature review lead and relate to the purpose and research questions of the study? (1 point)	30	0	0.80	1.00	1.00	0.27
Is the purpose of the study mentioned? (1 point)	30	0	0.97	1.00	1.00	0.18
Are the research questions clearly discussed? (1 point)	30	0	0.93	1.00	1.00	0.25
Is the introduction in the correct APA format? (1 point)	30	0	0.89	1.00	1.00	0.19
Is there proper citations for claims being made? (1 point)	30	0	0.79	1.00	1.00	0.25
Method (6 points) (2-4 pages)	30	0	1.07	1.00	1.00	0.41
Is the research design of the study described in detail? (1 point)	30	0	0.84	1.00	1.00	0.22
Are the participants mentioned and clearly identified? (1 point)	30	0	0.98	1.00	1.00	0.09
Are the proposed analyses clearly stated? (1 point)	30	0	0.86	1.00	1.00	0.21
Is the method section in the correct APA format? (1 point)	30	0	0.93	1.00	1.00	0.16
Is the method procedure properly justified with references? (2 points)	30	0	1.75	2.00	2.00	0.36
References (2 points) (1-2 pages)	30	0	0.99	1.00	1.00	0.06
Are there a minimum of ten academic peer-reviewed sources? (1 point)	30	0	1.00	1.00	1.00	0.00
Is the reference page in the correct APA format? (1 point)	30	0	0.98	1.00	1.00	0.09
Writing (2 points)	30	0	0.92	1.00	1.00	0.17
Is the paper free of grammatical and mechanical errors? (1 point)	30	0	0.84	1.00	1.00	0.22
Is the paper free of first and second person and colloquial statements and follows quote requirement? (1 point)	30	0	1.00	1.00	1.00	0.00

SLPA 6711 CSD KNOWLEDGE BASED RUBRIC 10.10.17

Term	Course Number	Course Title	Section	CourseWork Name	Assessment Tool (s)	Number of students that received this coursework	Number of students who have submitted this coursework	Number of students who have not submitted this coursework	Number of students who have been assessed for this coursework
Fall Semester 2019	SLPA 6785	Spcl Tpcs in Spch-Lang Pathlg	E01	SLPA 6711 Case Study Assignment Fall 2019	SLPA 6711 CSD Knowledge Based Rubric 10.10.17	29	29	0	29

THE TABLES BELOW CONTAIN AGGREGATE DATA FOR THE FORM : SLPA 6711 CSD Knowledge Based Rubric 10.10.17

Disorders Knowledge Based Rubric: Performance on assignment demonstrates...	# Unacceptable	% Unacceptable	# Developing	% Developing	# Proficient	% Proficient	# Exemplary	% Exemplary	# No Response	% No Response	Total Response	Mean	Median	Mode	Standard Deviation
Foundational Knowledge	0	0%	0	0%	8	27.59%	21	72.41%	0	0%	29	3.72	4	4	0.45
Critical Thinking and Integration	0	0%	0	0%	22	75.86%	7	24.14%	0	0%	29	3.24	3	3	0.43
Differential Knowledge	0	0%	0	0%	9	31.03%	20	68.97%	0	0%	29	3.69	4	4	0.46
Application Knowledge	0	0%	0	0%	8	27.59%	21	72.41%	0	0%	29	3.72	4	4	0.45
Research Knowledge	0	0%	0	0%	17	58.62%	12	41.38%	0	0%	29	3.41	3	3	0.49
Total/Percentage	0	0%	0	0%	64	44.14%	81	55.86%	0	0%	145				

SLPA 6704 CSD KNOWLEDGE BASED RUBRIC 10.10.17

Term	Course Number	Course Title	Section	CourseWork Name	Assessment Tool (s)	Number of students that received this coursework	Number of students who have submitted this coursework	Number of students who have not submitted this coursework	Number of students who have been assessed for this coursework
Spring Semester 2020	SLPA 6704	Assess & Treat of Neuro Comm	01D	SLPA 6704 Case Study Spring 2020	SLPA 6704 CSD Knowledge Based Rubric 10.10.17	29	29	0	29

THE TABLES BELOW CONTAIN AGGREGATE DATA FOR THE FORM : SLPA 6704 CSD Knowledge Based Rubric 10.10.17

Disorders Knowledge Based Rubric: Performance on assignment demonstrates...	# Unacceptable	% Unacceptable	# Developing	% Developing	# Proficient	% Proficient	# Exemplary	% Exemplary	# No Response	% No Response	Total Response	Mean	Median	Mode	Standard Deviation
Foundational Knowledge	0	0%	0	0%	16	55.17%	13	44.83%	0	0%	29	3.45	3	3	0.5
Critical Thinking and Integration	0	0%	0	0%	6	20.69%	23	79.31%	0	0%	29	3.79	4	4	0.41
Differential Knowledge	0	0%	0	0%	9	31.03%	20	68.97%	0	0%	29	3.69	4	4	0.46
Application Knowledge	0	0%	0	0%	9	31.03%	20	68.97%	0	0%	29	3.69	4	4	0.46
Research Knowledge	0	0%	0	0%	9	32.14%	19	67.86%	1	3.45%	28	3.68	4	4	0.47
Total/Percentage	0	0%	0	0%	49	34.03%	95	65.97%	1	0.69%	144				

SLPA 6741 CSD SKILLS BASED RUBRIC 10.10.17

Term	Course Number	Course Title	Section	CourseWork Name	Assessment Tool (s)	Number of students that received this coursework	Number of students who have submitted this coursework	Number of students who have not submitted this coursework	Number of students who have been assessed for this coursework
Spring Semester 2020	SLPA 6741	Eval/Treatment of Dysphagia	01	SLPA 6741 Demonstrate Clinical Swallowing Evaluation Spring 2020	SLPA 6741 CSD Skills Based Rubric 10.10.17	31	31	0	31

THE TABLES BELOW CONTAIN AGGREGATE DATA FOR THE FORM : SLPA 6741 CSD Skills Based Rubric 10.10.17

SKILLS BASED RUBRIC	# Unacceptable	% Unacceptable	# Developing	% Developing	# Proficient	% Proficient	# Exemplary	% Exemplary	# No Response	% No Response	Total Response	Mean	Median	Mode	Standard Deviation
Oral and Written Communication Skills	0	0%	4	12.9%	14	45.16%	13	41.94%	0	0%	31	3.29	3	3	0.68
Evaluation skills	0	0%	9	29.03%	16	51.61%	6	19.35%	0	0%	31	2.9	3	3	0.69
Intervention Skills	0	0%	13	41.94%	13	41.94%	5	16.13%	0	0%	31	2.74	3	2	0.72
Cultural knowledge and skills	0	0%	9	29.03%	22	70.97%	0	0%	0	0%	31	2.71	3	3	0.45
Total/Percentage	0	0%	35	28.23%	65	52.42%	24	19.35%	0	0%	124				

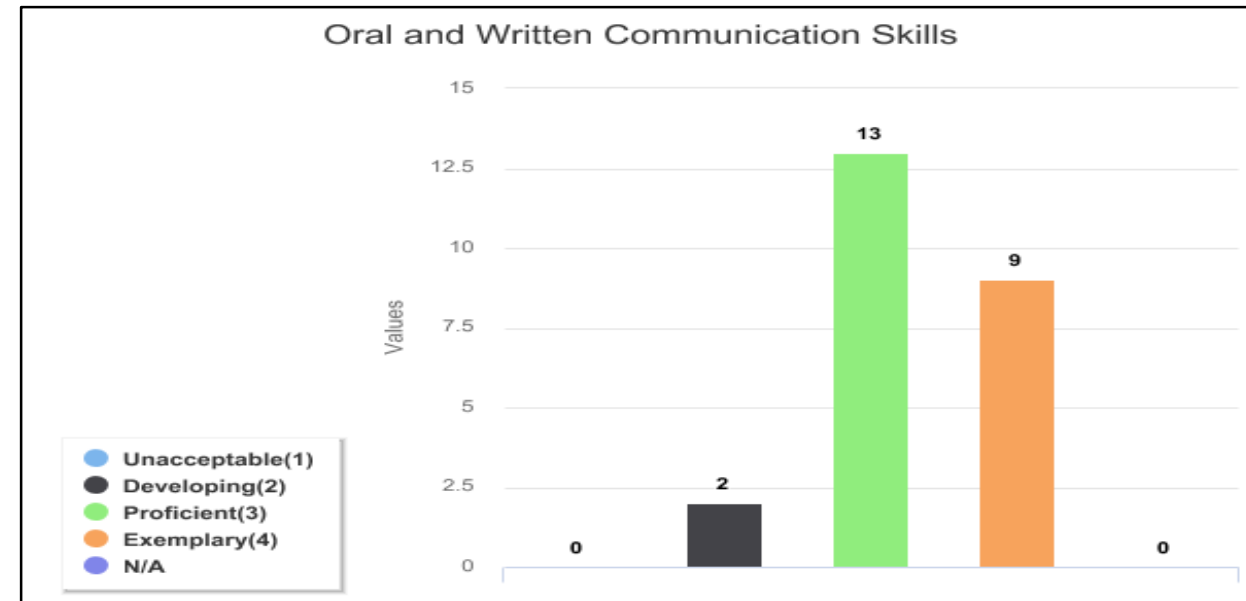
SLPA 6792 PORTFOLIO

CSD SKILLS BASED RUBRIC – 24 RECIPIENTS

SUMMER 2019

ORAL AND WRITTEN COMMUNICATION SKILLS

Response	Number of Responses	Percent
Unacceptable(1)	0	0%
Developing(2)	2	8.33%
Proficient(3)	13	54.17%
Exemplary(4)	9	37.5%
N/A	0	0%
No Response	0	
Total Valid Responses:	24	
Mean:	3.29	
Median:	3.00	
Mode:	3.00	
Standard Deviation:	0.61	



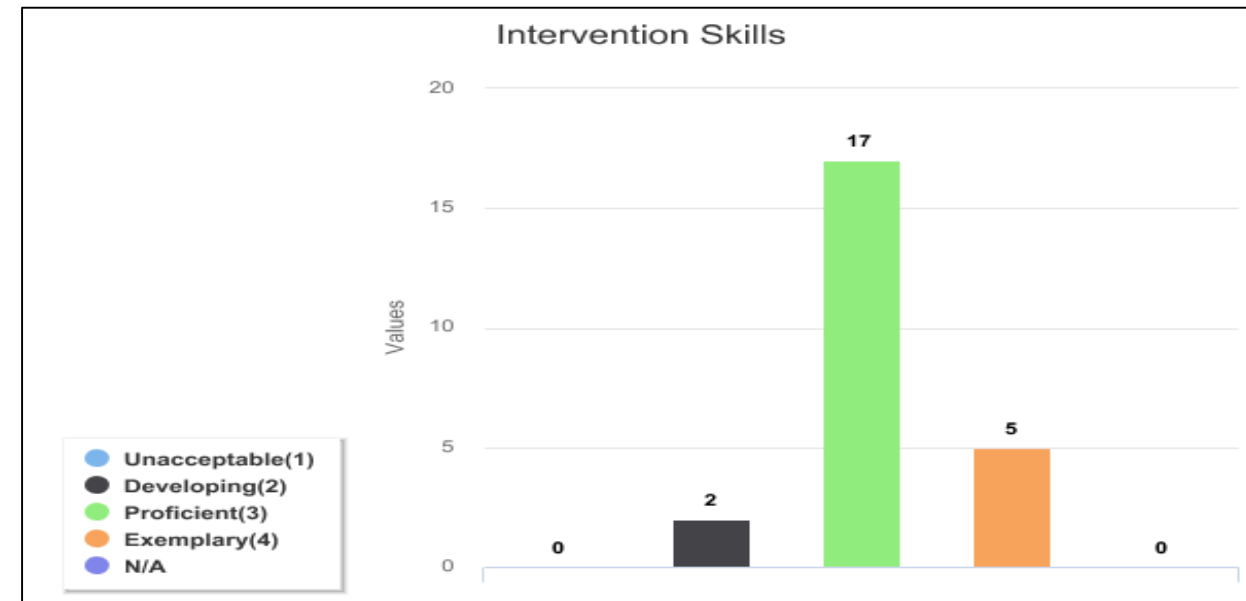
EVALUATION SKILLS

Response	Number of Responses	Percent
Unacceptable(1)	0	0%
Developing(2)	0	0%
Proficient(3)	15	62.5%
Exemplary(4)	2	8.33%
N/A	7	29.17%
No Response	0	
Total Valid Responses:	24	
Mean:	3.12	
Median:	3.00	
Mode:	3.00	
Standard Deviation:	0.32	



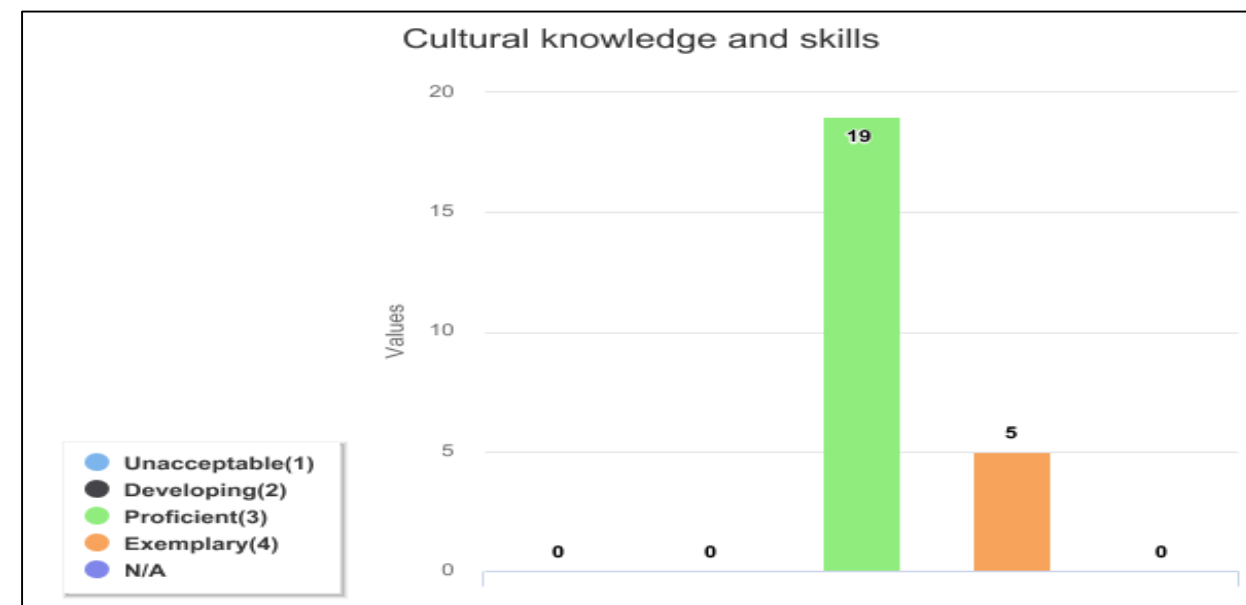
INTERVENTION SKILLS

Response	Number of Responses
Unacceptable(1)	0
Developing(2)	2
Proficient(3)	17
Exemplary(4)	5
N/A	0
No Response	0
Total Valid Responses:	24
Mean:	3.13
Median:	3.00
Mode:	3.00
Standard Deviation:	0.53



CULTURAL KNOWLEDGE AND SKILLS

Response	Number of Responses	Percent
Unacceptable(1)	0	0%
Developing(2)	0	0%
Proficient(3)	19	79.17%
Exemplary(4)	5	20.83%
N/A	0	0%
No Response	0	
Total Valid Responses:	24	
Mean:	3.21	
Median:	3.00	
Mode:	3.00	
Standard Deviation:	0.41	



SLPA 6792 PORTFOLIO

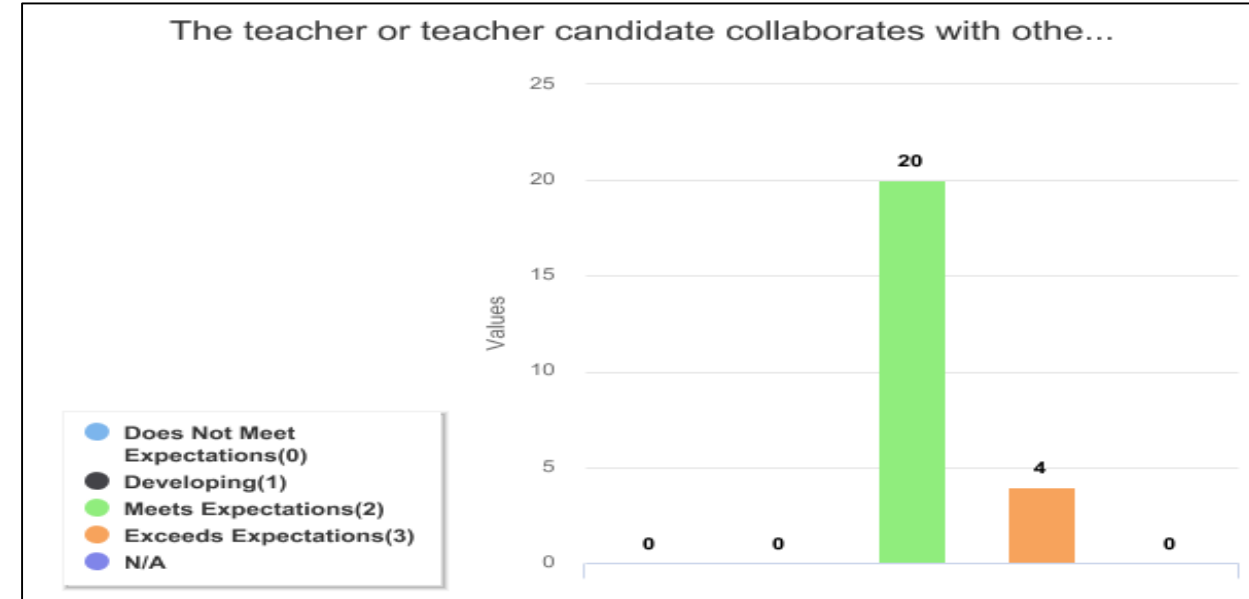
PBDA DISPOSITIONS RUBRIC – 24 RECIPIENTS

SUMMER 2019

1. COLLABORATION

THE TEACHER OR TEACHER CANDIDATE COLLABORATES WITH OTHERS.

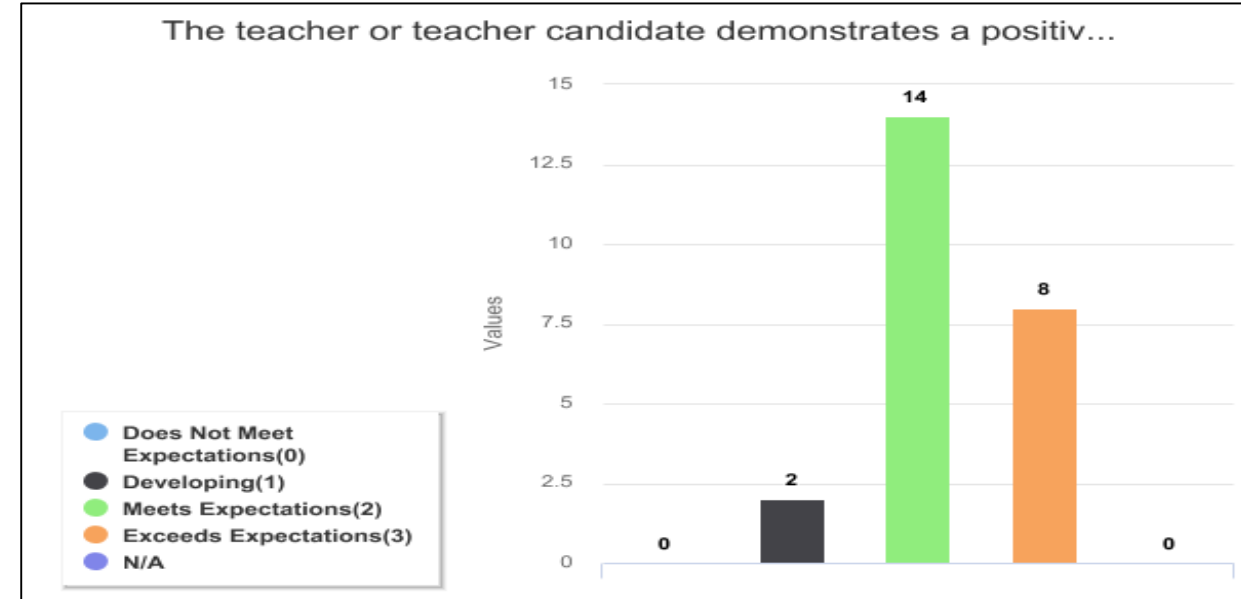
Response	Number of Responses	Percent
Does Not Meet Expectations(0)	0	0%
Developing(1)	0	0%
Meets Expectations(2)	20	83.33%
Exceeds Expectations(3)	4	16.67%
N/A	0	0%
No Response	0	
Total Valid Responses:	24	
Mean:	2.17	
Median:	2.00	
Mode:	2.00	
Standard Deviation:	0.37	



2. ATTITUDE

THE TEACHER OR TEACHER CANDIDATE DEMONSTRATES A POSITIVE ATTITUDE.

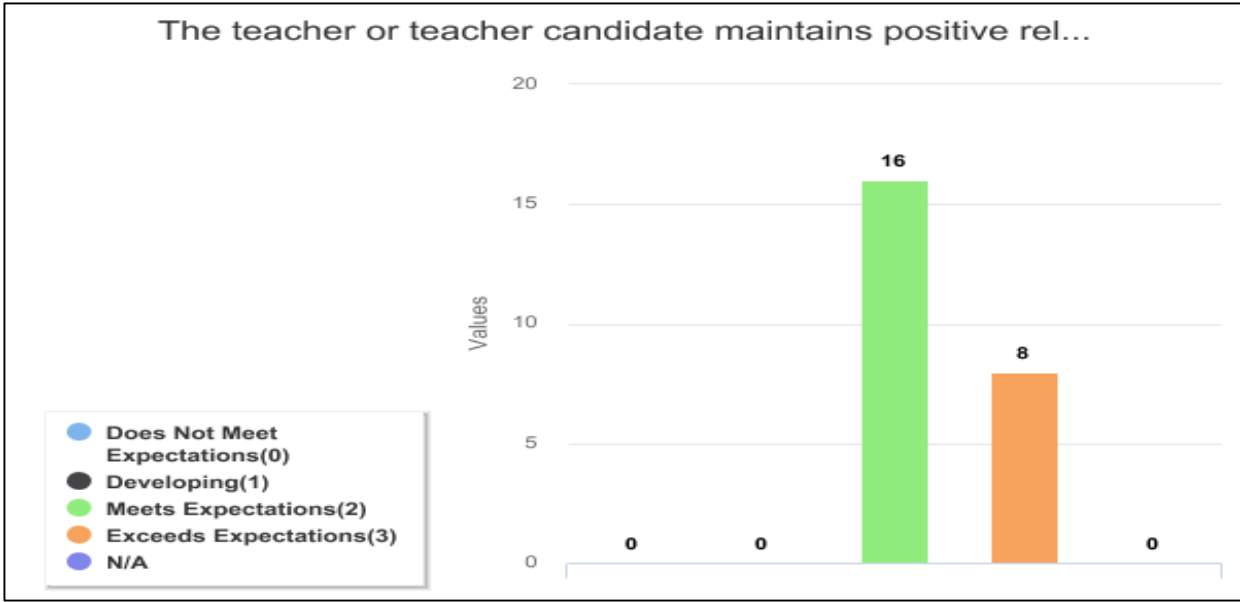
Response	Number of Responses	Percent
Does Not Meet Expectations(0)	0	0%
Developing(1)	2	8.33%
Meets Expectations(2)	14	58.33%
Exceeds Expectations(3)	8	33.33%
N/A	0	0%
No Response	0	
Total Valid Responses:	24	
Mean:	2.25	
Median:	2.00	
Mode:	2.00	
Standard Deviation:	0.60	



3. RELATIONSHIP WITH ADULTS

THE TEACHER OR TEACHER CANDIDATE MAINTAINS POSITIVE RELATIONSHIPS WITH ADULTS (PARENTS, COLLEAGUES, GUARDIANS, STAFF, ADMINISTRATION).

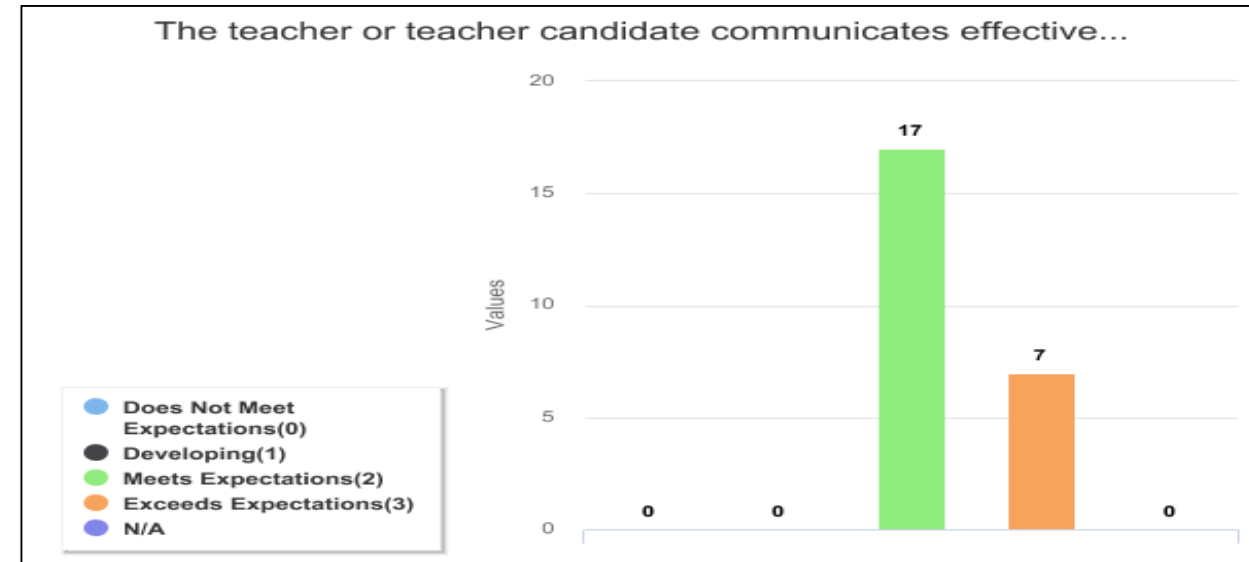
Response	Number of Responses	Percent
Does Not Meet Expectations(0)	0	0%
Developing(1)	0	0%
Meets Expectations(2)	16	66.67%
Exceeds Expectations(3)	8	33.33%
N/A	0	0%
No Response	0	
Total Valid Responses:	24	
Mean:	2.33	
Median:	2.00	
Mode:	2.00	
Standard Deviation:	0.47	



4. COMMUNICATION

THE TEACHER OR TEACHER CANDIDATE COMMUNICATES EFFECTIVELY.

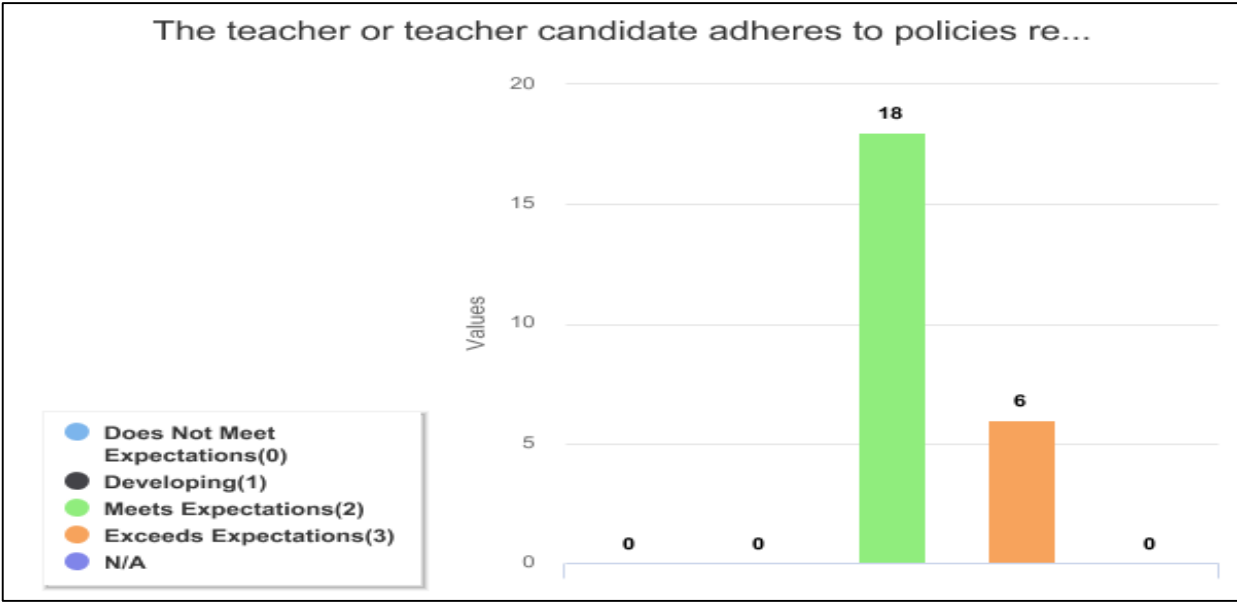
Response	Number of Responses	Percent
Does Not Meet Expectations(0)	0	0%
Developing(1)	0	0%
Meets Expectations(2)	17	70.83%
Exceeds Expectations(3)	7	29.17%
N/A	0	0%
No Response	0	
Total Valid Responses:	24	
Mean:	2.29	
Median:	2.00	
Mode:	2.00	
Standard Deviation:	0.45	



5. ATTENDANCE

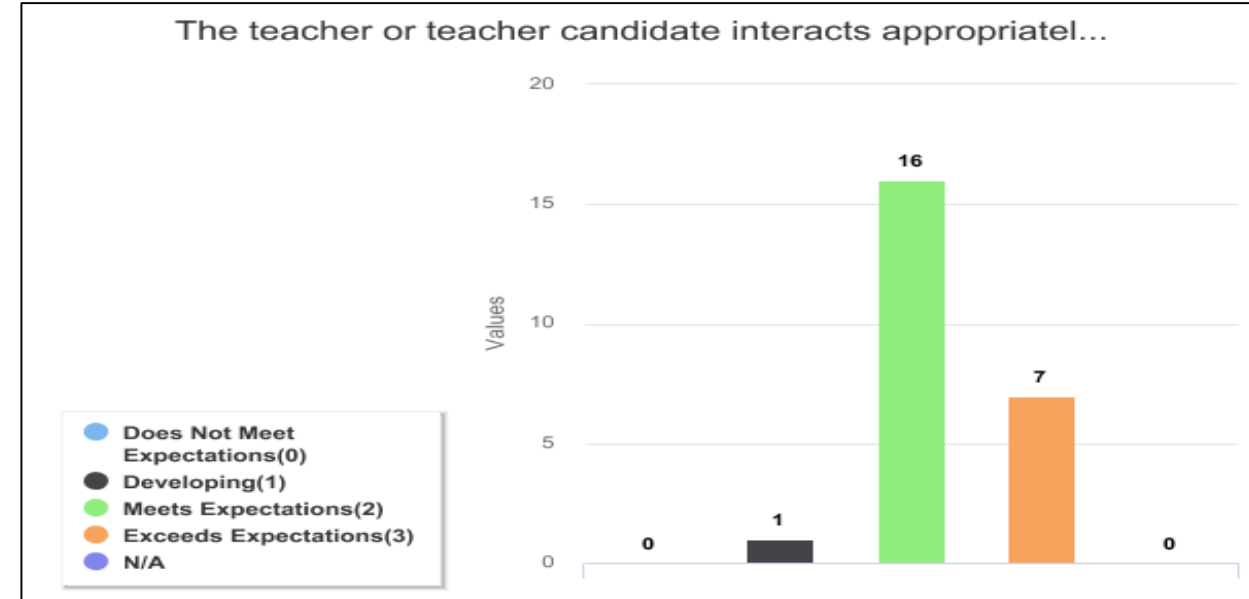
THE TEACHER OR TEACHER CANDIDATE ADHERES TO POLICIES REGARDING ATTENDANCE AND PUNCTUALITY.

Response	Number of Responses	Percent
Does Not Meet Expectations(0)	0	0%
Developing(1)	0	0%
Meets Expectations(2)	18	75%
Exceeds Expectations(3)	6	25%
N/A	0	0%
No Response	0	
Total Valid Responses:	24	
Mean:	2.25	
Median:	2.00	
Mode:	2.00	
Standard Deviation:	0.43	



6. RELATIONSHIP WITH STUDENTS THE TEACHER OR TEACHER CANDIDATE INTERACTS APPROPRIATELY AND POSITIVELY WITH OTHERS.

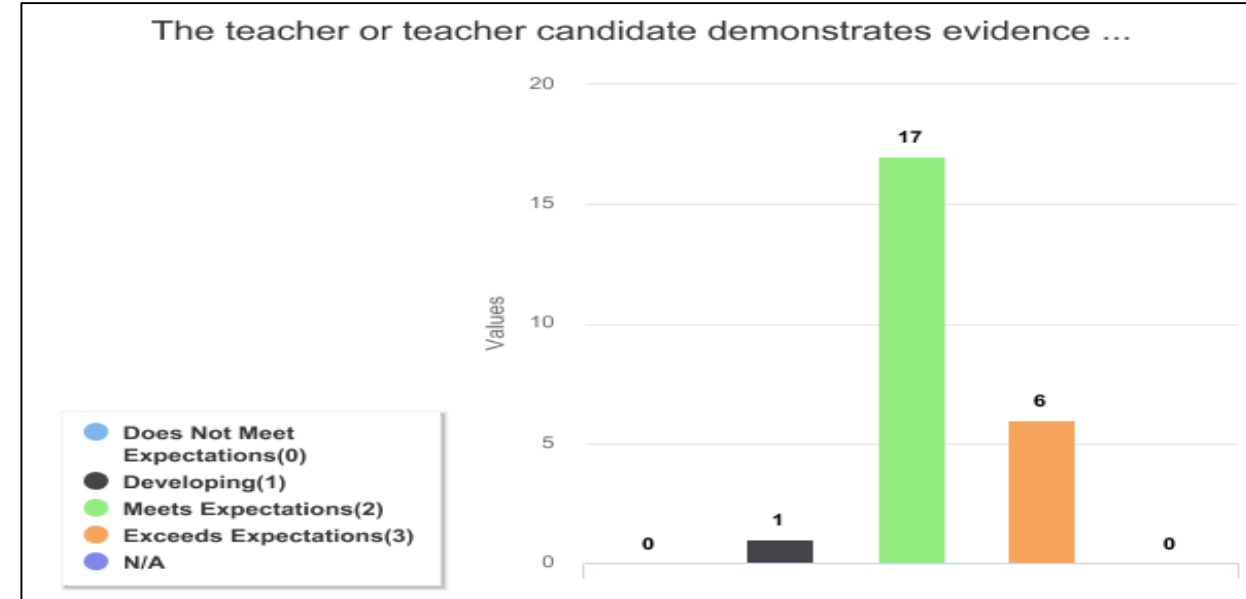
Response	Number of Responses	Percent
Does Not Meet Expectations(0)	0	0%
Developing(1)	1	4.17%
Meets Expectations(2)	16	66.67%
Exceeds Expectations(3)	7	29.17%
N/A	0	0%
No Response	0	
Total Valid Responses:	24	
Mean:	2.25	
Median:	2.00	
Mode:	2.00	
Standard Deviation:	0.52	



7. INITIATIVE

THE TEACHER OR TEACHER CANDIDATE DEMONSTRATES EVIDENCE OF INITIATIVE.

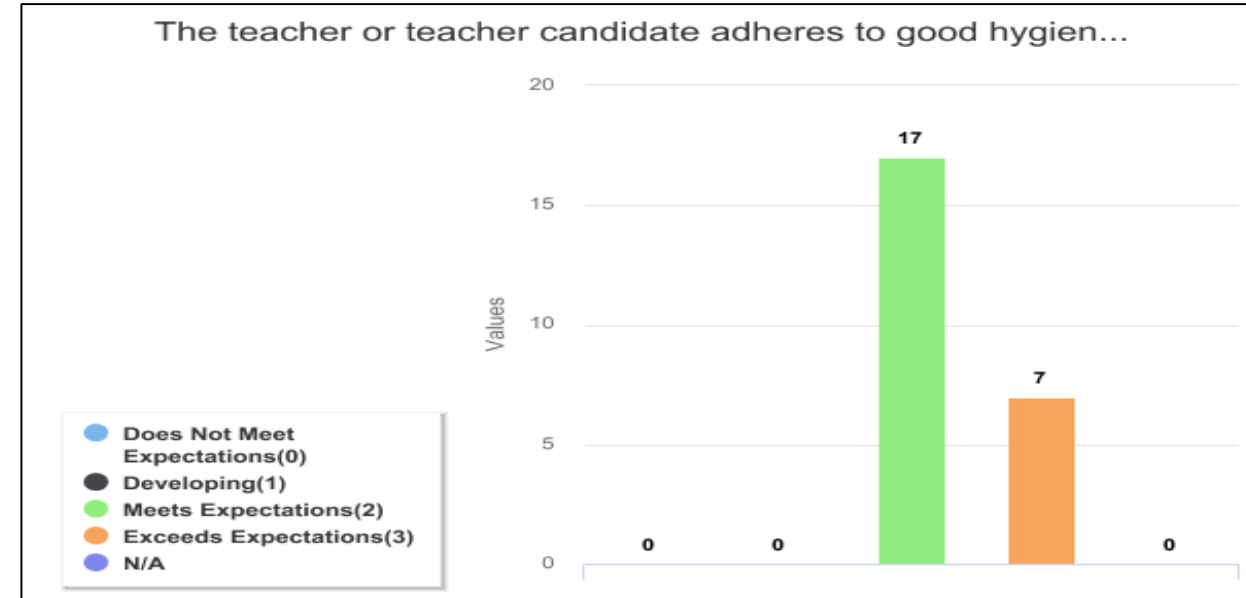
Response	Number of Responses	Percent
Does Not Meet Expectations(0)	0	0%
Developing(1)	1	4.17%
Meets Expectations(2)	17	70.83%
Exceeds Expectations(3)	6	25%
N/A	0	0%
No Response	0	
Total Valid Responses:	24	
Mean:	2.21	
Median:	2.00	
Mode:	2.00	
Standard Deviation:	0.50	



8. PROFESSIONAL APPEARANCE

THE TEACHER OR TEACHER CANDIDATE ADHERES TO GOOD HYGIENE AND FOLLOWS UNIVERSITY, SCHOOL, AND/OR DISTRICT POLICIES FOR PROFESSIONAL APPEARANCE.

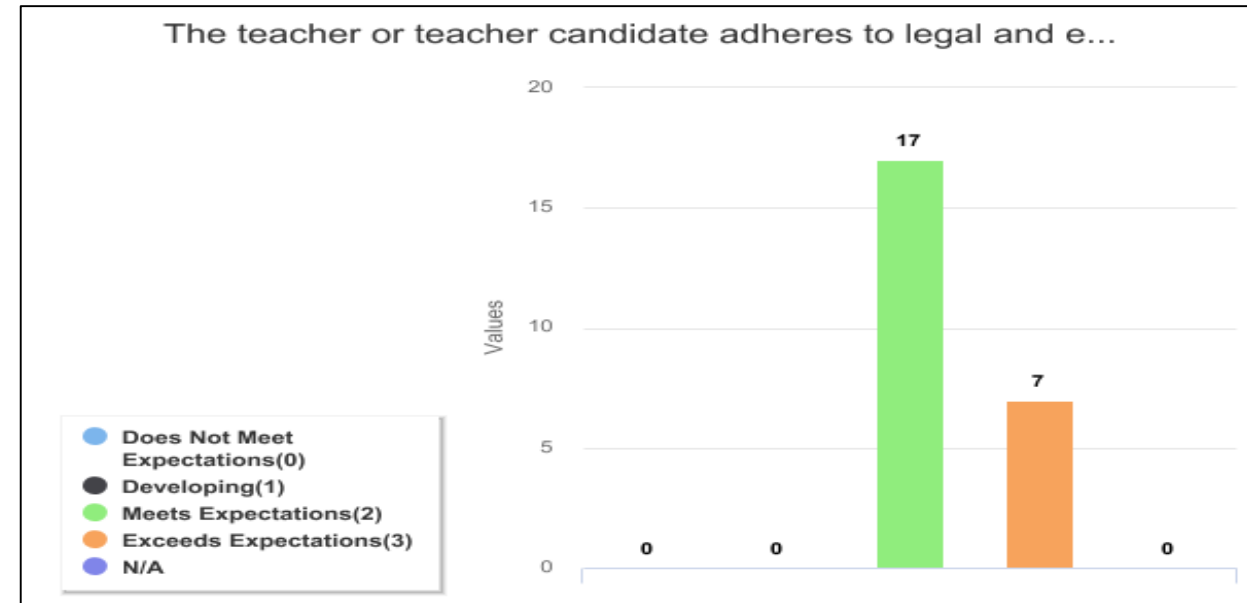
Response	Number of Responses	Percent
Does Not Meet Expectations(0)	0	0%
Developing(1)	0	0%
Meets Expectations(2)	17	70.83%
Exceeds Expectations(3)	7	29.17%
N/A	0	0%
No Response	0	
Total Valid Responses:	24	
Mean:	2.29	
Median:	2.00	
Mode:	2.00	
Standard Deviation:	0.45	



9. LEGAL AND ETHICAL CONDUCT

THE TEACHER OR TEACHER CANDIDATE ADHERES TO LEGAL AND ETHICAL STANDARDS FOR BEHAVIOR.

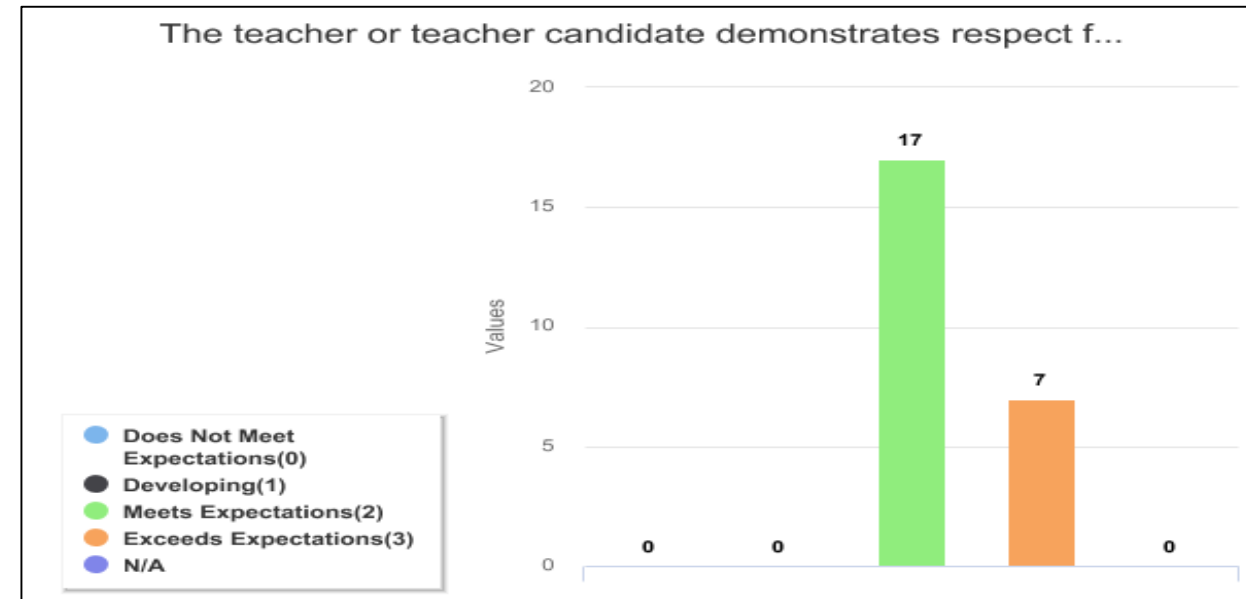
Response	Number of Responses	Percent
Does Not Meet Expectations(0)	0	0%
Developing(1)	0	0%
Meets Expectations(2)	17	70.83%
Exceeds Expectations(3)	7	29.17%
N/A	0	0%
No Response	0	
Total Valid Responses:	24	
Mean:	2.29	
Median:	2.00	
Mode:	2.00	
Standard Deviation:	0.45	



10. DIVERSITY

THE TEACHER OR TEACHER CANDIDATE DEMONSTRATES RESPECT FOR AND APPRECIATION FOR A WIDE VARIETY OF INDIVIDUAL DIFFERENCES.

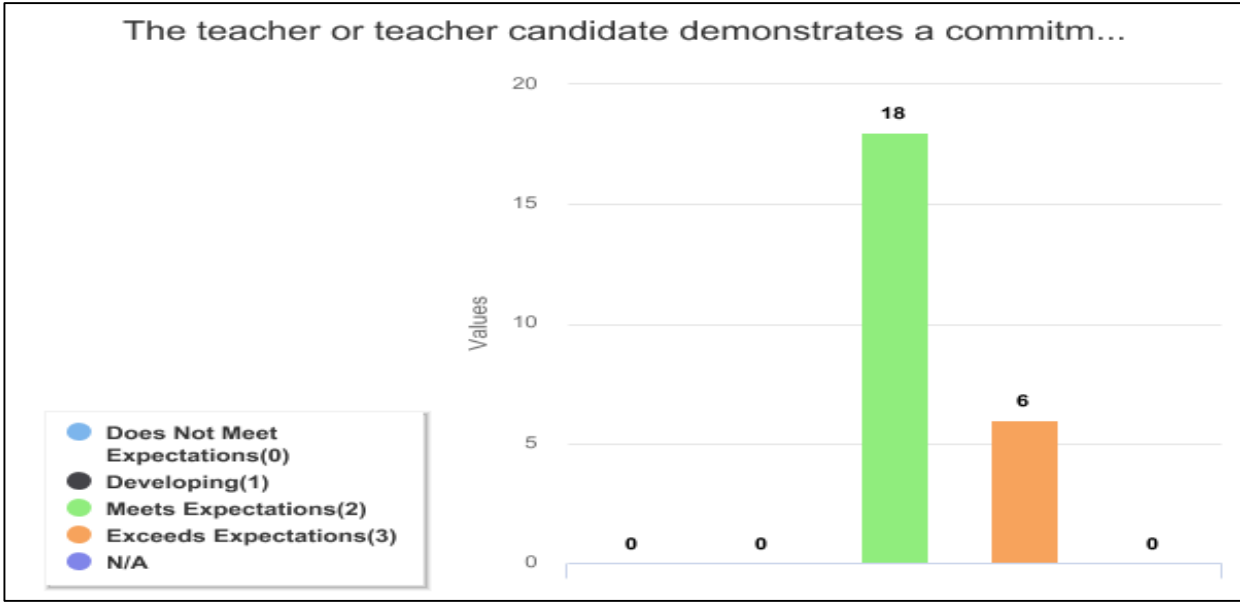
Response	Number of Responses	Percent
Does Not Meet Expectations(0)	0	0%
Developing(1)	0	0%
Meets Expectations(2)	17	70.83%
Exceeds Expectations(3)	7	29.17%
N/A	0	0%
No Response	0	
Total Valid Responses:	24	
Mean:	2.29	
Median:	2.00	
Mode:	2.00	
Standard Deviation:	0.45	



11. LEARNING ENVIRONMENT

THE TEACHER OR TEACHER CANDIDATE DEMONSTRATES A COMMITMENT TO CREATING A POSITIVE, LOW RISK LEARNING ENVIRONMENT.

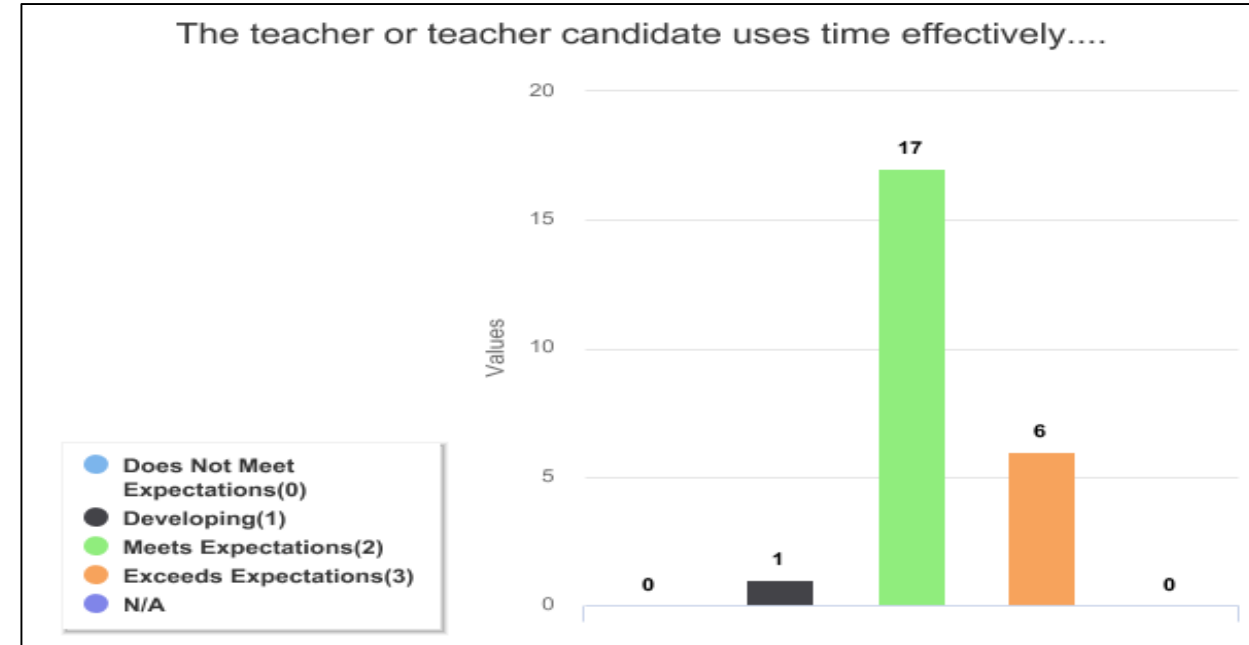
Response	Number of Responses	Percent
Does Not Meet Expectations(0)	0	0%
Developing(1)	0	0%
Meets Expectations(2)	18	75%
Exceeds Expectations(3)	6	25%
N/A	0	0%
No Response	0	
Total Valid Responses:	24	
Mean:	2.25	
Median:	2.00	
Mode:	2.00	
Standard Deviation:	0.43	



12. TIME MANAGEMENT

THE TEACHER OR TEACHER CANDIDATE USES TIME EFFECTIVELY.

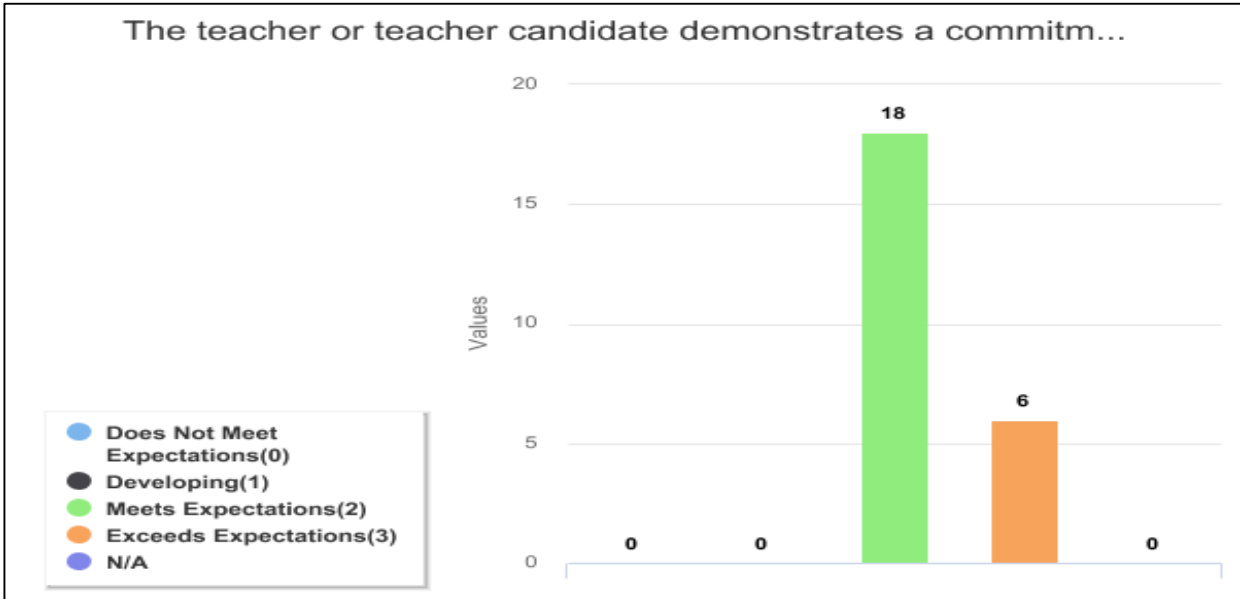
Response	Number of Responses	Percent
Does Not Meet Expectations(0)	0	0%
Developing(1)	1	4.17%
Meets Expectations(2)	17	70.83%
Exceeds Expectations(3)	6	25%
N/A	0	0%
No Response	0	
Total Valid Responses:	24	
Mean:	2.21	
Median:	2.00	
Mode:	2.00	
Standard Deviation:	0.50	



13. COMMITMENT TO STUDENT LEARNING

THE TEACHER OR TEACHER CANDIDATE DEMONSTRATES A COMMITMENT TO STUDENTS' LEARNING.

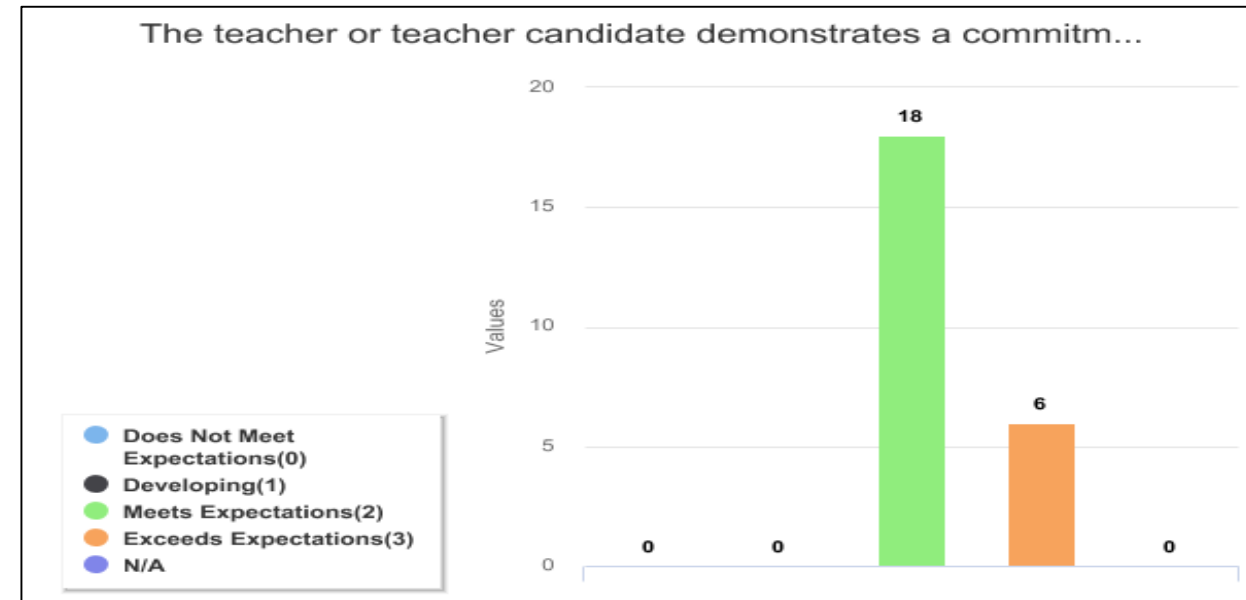
Response	Number of Responses	Percent
Does Not Meet Expectations(0)	0	0%
Developing(1)	0	0%
Meets Expectations(2)	18	75%
Exceeds Expectations(3)	6	25%
N/A	0	0%
No Response	0	
Total Valid Responses:	24	
Mean:	2.25	
Median:	2.00	
Mode:	2.00	
Standard Deviation:	0.43	



14. COMMITMENT TO CONTINUOUS IMPROVEMENT

THE TEACHER OR TEACHER CANDIDATE DEMONSTRATES A COMMITMENT TO CONTINUOUS IMPROVEMENT AS AN EDUCATOR.

Response	Number of Responses	Percent
Does Not Meet Expectations(0)	0	0%
Developing(1)	0	0%
Meets Expectations(2)	18	75%
Exceeds Expectations(3)	6	25%
N/A	0	0%
No Response	0	
Total Valid Responses:	24	
Mean:	2.25	
Median:	2.00	
Mode:	2.00	
Standard Deviation:	0.43	



Praxis September 2019 – August 2020

Summary Report: Attending Institution Data
 Test:0331 Speech-Language Pathology
 Georgia Prof Standards Commission (Praxis)
 Institution: University of West Georgia (Praxis)
 Scale score range: 100-200 by 1
 Testing period: SEP-2019 TO AUG-2020
 Test Taker Attempts: Highest Score
 Include All Delivery Modes: Yes

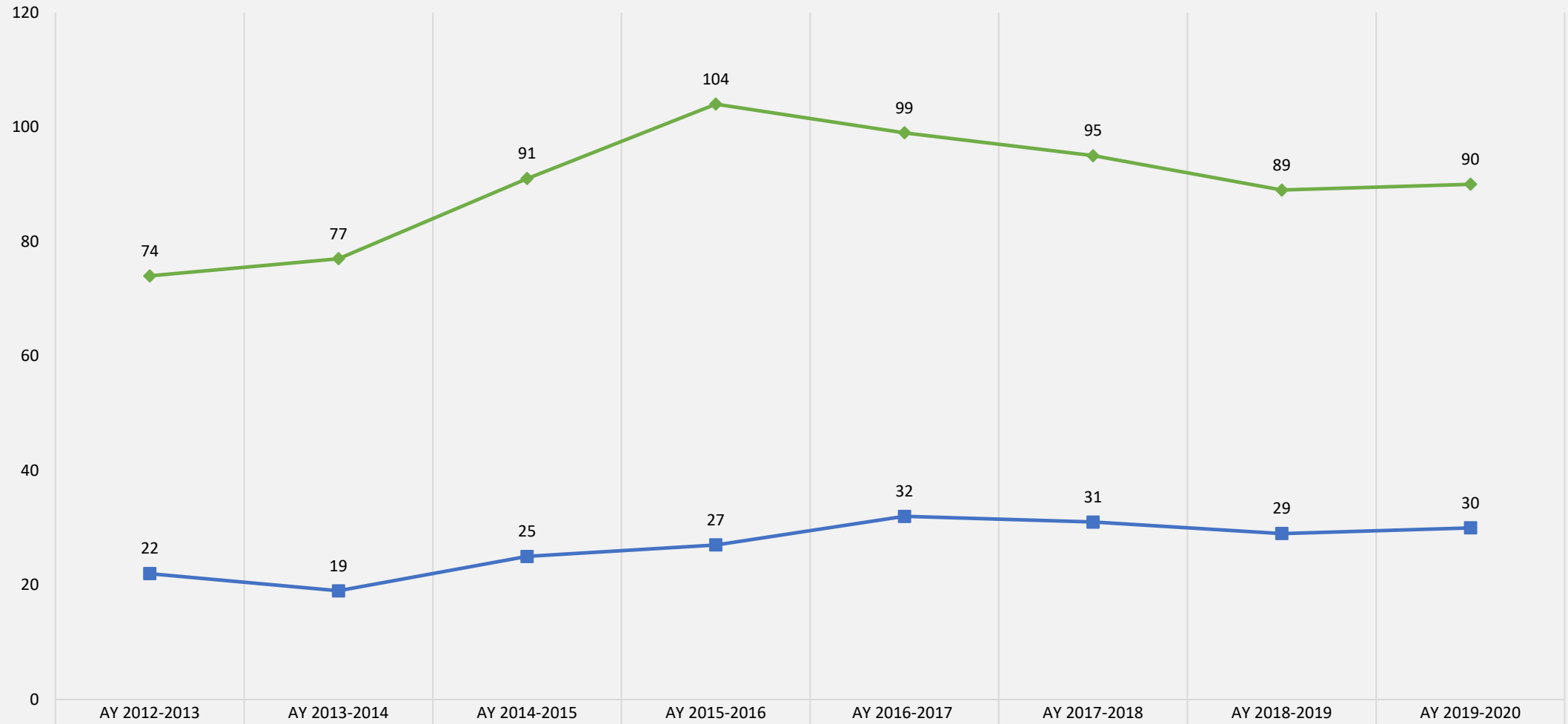
Database was refreshed on: 09/02/2020 15:24:09 EST

Variables	Number Of Test Takers	Percent Pass At			Median	Mean	Standard Deviation	Average Performance Range	Highest Observed Score	Lowest Observed Score
		left: 157	mid: 162	right: 167						
Total										
Total	32	100.00	93.75	53.12	167.50	170.44	8.80	163 - 178	192	157

Notes:
 Average Performance Range - The range of scores earned by the middle 50% of a group of test takers.

ENROLLMENT AND GRADUATION

M.ED. IN SPEECH-LANGUAGE PATHOLOGY ENROLLMENT & GRADUATION DATA TRENDS

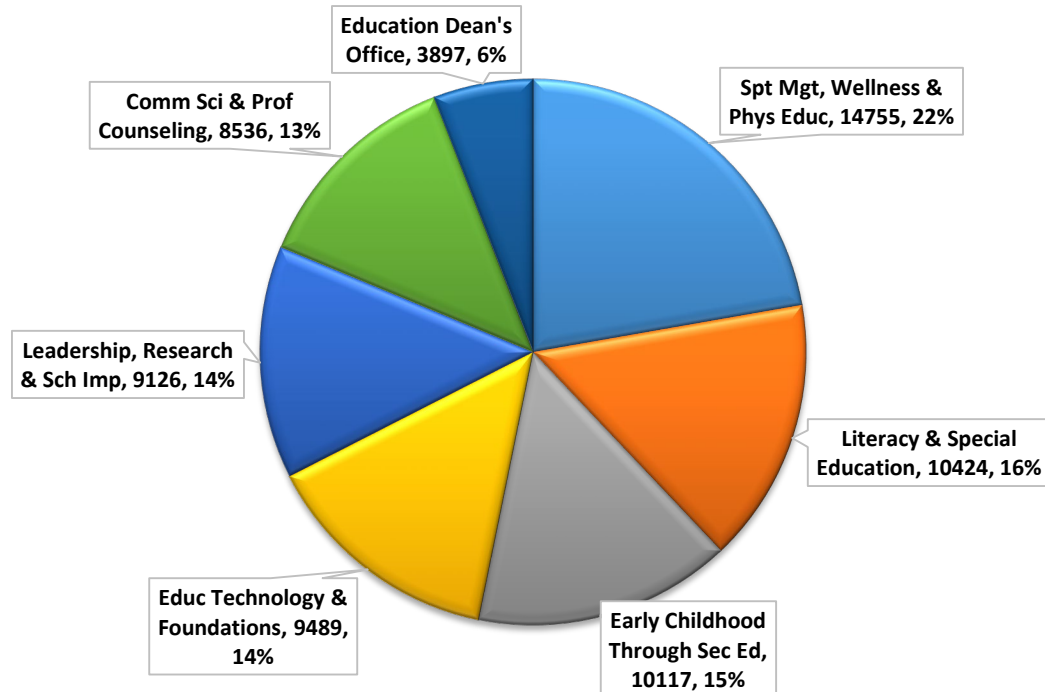


ENROLLED	74	77	91	104	99	95	89	90
GRADUATES	22	19	25	27	32	31	29	30

CREDIT HOUR PRODUCTION

TERM	SUMMER 2019			FALL 2019			SPRING 2020			Total by ROWS		
DEPT	ENRL	MAX_ENRL	CRED_HRS	ENRL	MAX_ENRL	CRED_HRS	ENRL	MAX_ENRL	CRED_HRS	ENRL	MAX_ENRL	CRED_HRS
Spt Mgt, Wellness & Phys Educ	698	858	2054	2276	2392	6194	2381	2388	6507	5355	5638	14755
Literacy & Special Education	811	1127	2271	1464	1846	4359	1305	1640	3794	3580	4613	10424
Early Childhood Through Sec Ed	807	935	2410	1402	2179	3575	1415	1794	4132	3624	4908	10117
Educ Technology & Foundations	836	821	2508	1194	1282	3582	1164	1350	3399	3194	3453	9489
Leadership, Research & Sch Imp	975	1063	2881	1039	1153	3072	1074	1336	3173	3088	3552	9126
Comm Sci & Prof Counseling	540	685	1682	1152	1363	3576	1071	1520	3278	2763	3568	8536
Education Dean's Office	209	230	627	529	615	1587	561	615	1683	1299	1460	3897

CREDIT HOUR PRODUCTION FOR COLLEGE OF EDUCATION FOR AY 19-20 BY DEPARTMENT



CREDIT HOUR PRODUCTION FOR COMMUNICATION SCIENCE & PROFESSIONAL COUNSELING BY TERM

