



Wolf Guardian

Wolf Guardian is a service that turns your cell phone into a personal panic button. Use of this system is provided free of charge to all current University of West Georgia students, faculty and staff.

How It Works

With Wolf Guardian you will be provided with two phone numbers which you will program into your phone. The first number when dialed will go directly to the University Police Communication Center and will serve as your **personal panic button**. **You are strongly encouraged to make this one of your speed dial numbers**. Once the connection is made, your personal profile which you have created will appear on the dispatcher's screen. You can also upload a photograph of yourself so responding officers will know what you look like.

Your personal profile can include critical medical information, if you have been threatened or any other information that you want officers to know. The more information you place in your profile, the better the University Police will be able to assist you. The information is confidential and can only be accessed if you activate the system. If your phone is GPS capable and activated, your location will be displayed on the campus map. ***(Review the limitations of the GPS feature at the end of this document.)*** The Dispatcher will then deploy officers to your location to assist you. This feature cannot be used to track you unless you have activated the system.

The second number allows you to use your phone as a **personal safety escort**. You would use this feature if for example you were walking from the library to your residence hall late at night. By calling the assigned number you will be able to set a timer for the estimated number of minutes needed to make the walk. In addition, you can record a message stating where you are

starting at, your destination and the path you are following to get there. If you fail to deactivate the timer, the University Police Communications Center is notified and your recording is made available for the dispatcher to listen to. Officers will then be dispatched to try and locate you.


Registration

Registering for Wolf Guardian is made easy by the following the simple steps.

- 1) To begin the registration process, go to the main UWG web page at <http://www.westga.edu/>.

The screenshot shows the University of West Georgia (UWG) homepage. At the top, there is a navigation bar with links for Contact Us, Maps & Directions, A-Z Index, Calendars, Text Only, Log On, and GET INFO!. Below this is a search bar with a GO button. The main content area features a large banner for 'DENDROCHRONOLOGY' with a 'CLICK TO PLAY' button. To the right of the banner are sections for News (Students Get Help Attending College Through SunTrust Scholars Program) and Events (The Howl, 8:00 PM; Football vs Point, 7:00 PM; Labor Day, campus closed, All Day). Below the banner is a 'WHO ARE YOU?' section with a navigation bar for 'CURRENT STUDENT' and 'CURRENT STUDENT'. Under 'CURRENT STUDENT', there are links for Academic Advising, Academic Calendar, BanWeb, Career Services, Catalog of Courses, Class Bulletin, Dining Services, eCore Login, Financial Aid, Graduate Catalog, Health Services, HigherOne Card, Library, myUWG, Pack Pride Card, Parking Services, Publications and Printing, Scholarships, The Scoop, Student Handbook, Student ITS, Transcript Request, Undergraduate Catalog, University Police, The West Georgian, Wireless Access, The WOLF Internet Radio, and Wolves Card. To the right of these links is a 'Log On' box with fields for Username and Password, and a Log In button. Below the 'WHO ARE YOU?' section are social media icons, contact information (1601 Maple St, Carrollton, GA 30118, (678)839-5000), and a footer with links for Contact Us, Maps & Directions, A-Z Index, Calendars, Text Only, TO TOP, Privacy Policy, Statement on Speakers, and Princeton Review.

- 2) Under **WHO ARE YOU?** click on **CURRENT STUDENT** or **FACULTY/STAFF**. When the UWG Log On box opens, type in your University user name and password and click the **Log In** button. The web page will open and you'll see the University Police Box in the center of the page.



My Account Content Layout Welcome You are currently logged in. E-mail Calendar Groups Logout Help

Main My Campus My Courses Banweb External Resources Support Sample August 14, 2012

My Calendar

August 2012

S	M	T	W	T	F	S
29	30	31	01	02	03	04
05	06	07	08	09	10	11
12	13	14	15	16	17	18
19	20	21	22	23	24	25
26	27	28	29	30	31	01

Today is: 2012/08/14

Events: None

Invitations: None


Personal Announcements


There are no announcements


Campus Announcements

[Access to CourseDen info](#)
[Casino Night](#)
[Welcome Back Blast!](#)
[More...](#)

University Police

 UWG Police information

 [Sign Up for Wolf Guardian !!](#)

 [Sign up for Wolf Alert - UWG's Emergency Alert System](#)

Information Concerning Employee Self Service

Employee Self Service enables you to view your pay-stub and current benefit elections as well as manage your personal information. Employee Self Service is available from 7:00am 11:00pm (subject to change during system upgrades). [Sign in to Employee Self Service](#)


For more information about PeopleSoft Self Service, please visit the [UWG Shared Services information site](#).

UWG News

See why the Princeton Review has named the University of West Georgia a Best Southeastern College. Located in scenic Carrollton, our liberal arts college offers undergraduate and graduate programs. Come experience the UWG difference.

- [Go West for A Day Begins at UWG](#)
For much of his time as a student at the University of West Georgia, local businessman Steve Harrison worked two — and sometimes three — jobs.
- [UWG Achieves Milestone with First Ph.D.](#)

3) Click on **Wolf Guardian** which will take you directly into the program. Read the Terms of Use, check the box stating you agree to the terms and click the Submit button.



Help Log Out

Terms of Use

Version: 1.12 2011-09-13 15:39:55

Date of Last Revision: March 2011


These Terms of Use (the "Terms") describe the terms under which you may access and use the mobile and web-based messaging and telecommunication services (the "Services") provided by Rave Wireless, Inc. ("Rave") and, if applicable, the client of Rave who has licensed certain applications from Rave and through which you were granted access to the services (the "Client").

The Services are a set of applications accessed through the web or mobile devices, the features of which vary based on which applications are licensed and to which you are granted access to and for which you register. These Terms may be modified by Rave at any time without prior notice. Changes to

I have read and agree to the Rave Terms of Use

Submit

[Privacy Policy](#) [Terms of Use](#)
 © 2012 Rave Wireless Inc. All rights reserved.




4) You can now begin to create your profile.

RaveAlert

UNIVERSITY of West Georgia



My Account

In order to use Guardian, you'll need to register your phone. [Register Phone](#)

 Edit

Height: - Hair: -
Weight: - Eyes: -



Special Notes:
Specify medical conditions or other concerns by editing your profile (click the "Edit" button above).



 **Guardian**  Learn More



Guardian is a tool which will reveal your profile when you request assistance. Click the "Learn More" button above for more information about how this service works.


Phone not Registered!

In order to use Guardian, you'll need to first register your phone. [click here](#)

 **Password**  Change

 **Mobile Phones**  Add

 **Email**  Add

Registration email:  Test

- Be sure to provide a current photograph in your profile. Do **not** to wear sun glasses or a hat that could obscure your face.
- Register your phone by clicking the [click here](#) tab under **Phone not Registered!**
- Under Special Notes: use this space if you have a medical condition, are being threatened by someone or any other information you think would be helpful in assisting you during an emergency.
- You'll need to create a password so you can use timer feature.

- 5) The following information is critical if the University Police need to locate you in an emergency and circumstances prevent you from speaking to the Dispatcher through Wolf Guardian. *Note: Before you can fill in the last four sections, you must have registered your phone.*



Emergency Contacts

To edit Emergency Contacts, you must first: Register & confirm your mobile phone and Complete your Guardian Basic Profile.



Addresses

To edit Addresses, you must first: Register & confirm your mobile phone and Complete your Guardian Basic Profile.



Vehicles

To edit Vehicles, you must first: Register & confirm your mobile phone and Complete your Guardian Basic Profile.



Schedule

To edit Schedules, you must first: Register & confirm your mobile phone and Complete your Guardian Basic Profile.

[Privacy Policy](#) [Terms of Use](#)

© 2012 Rave Wireless Inc. All rights reserved.



Congratulations. You are now registered with Wolf Guardian. Please keep your profile and phone number updated.

Privacy Statement:

All information provided in your profile is confidential and is not available to the public. Only the University of University West Georgia Police Department will have access and then only if you have activated the system. All information is stored off-site on our vendor's server. You may add as much or as little information as you desire.

[A Word About GPS Tracking](#)

Wolf Guardian allows for GPS tracking when you activate the emergency feature. This allows the University Police and other first responders to locate you, even if you can't provide that information yourself. Please note your location is only visible to the University Police when you contact the Department by pushing your emergency button.

The GPS feature is available on all ATT and Sprint/Nextel phones. Verizon has at this time a select group of phones that work on Wolf Guardian and have committed to making future

phones compatible with the system. As you create your profile, the system will allow you to check your phone to see if the GPS function is available.

As you change and upgrade your phones, make sure to register it in RAVE to ensure you are getting all of the benefits the system has to offer.

Even if the GPS feature is not available on your phone, the benefits of Wolf Guardian make participation very beneficial.

With Wolf Guardian, an emergency button is as close as your cell phone.

Updated: 8/23/2012